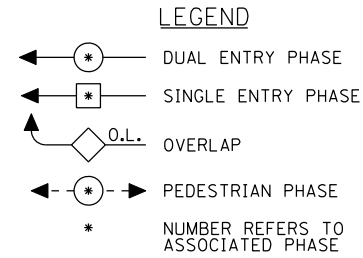
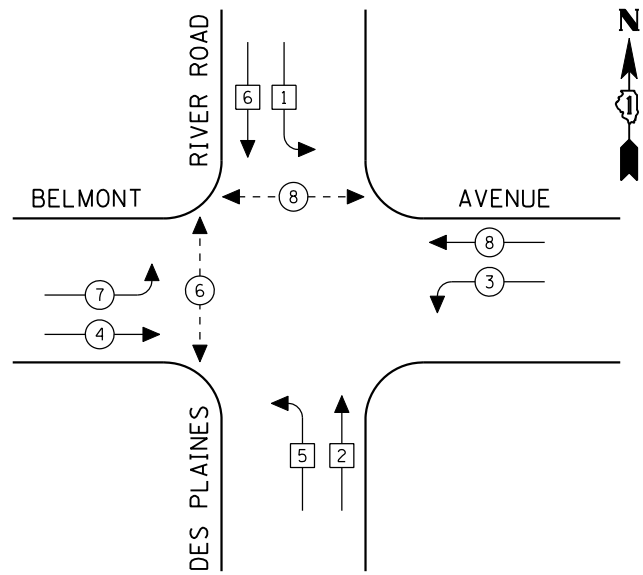


CONTROLLER SEQUENCE

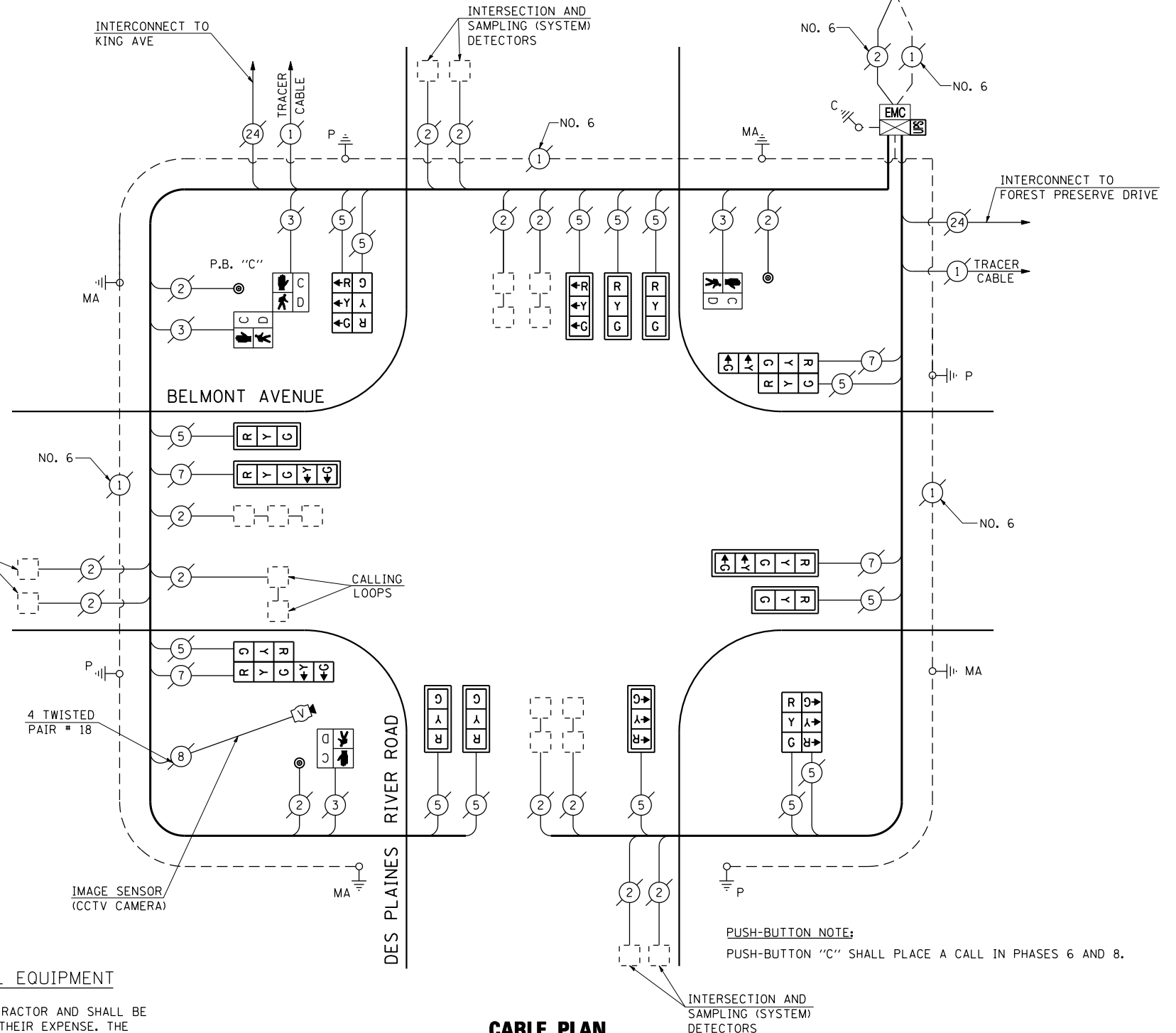


EXISTING PHASE DESIGNATION DIAGRAM

SCHEDULE OF QUANTITIES

QUANTITY	UNIT	ITEM
1	EACH	MAINTENANCE OF EXISTING TRAFFIC SIGNAL INSTALLATION
8	EACH	SIGNAL HEAD, LED, 1-FACE, 3-SECTION, MAST ARM MOUNTED
2	EACH	SIGNAL HEAD, LED, 1-FACE, 5-SECTION, MAST ARM MOUNTED
2	EACH	SIGNAL HEAD, LED, 2-FACE, 3-SECTION, BRACKET MOUNTED
2	EACH	SIGNAL HEAD, LED, 2-FACE, 1-3 SECTION, 1-5 SECTION, BRACKET MOUNTED
2	EACH	PEDESTRIAN SIGNAL HEAD, LED, 1-FACE, BRACKET MOUNTED WITH COUNTDOWN TIMER
1	EACH	PEDESTRIAN SIGNAL HEAD, LED, 2-FACE, BRACKET MOUNTED WITH COUNT DOWNTIMER
10	EACH	TRAFFIC SIGNAL BACKPLATE, LOUVERED, ALUMINUM
1	EACH	MODIFY EXISTING CONTROLLER CABINET
1	EACH	REMOVE EXISTING TRAFFIC SIGNAL EQUIPMENT
1	EACH	UNINTERRUPTIBLE POWER SUPPLY, SPECIAL
3	EACH	PEDESTRIAN PUSH-BUTTON, NON-LATCHING

INTERSECTION AND SAMPLING (SYSTEM) DETECTORS



CABLE PLAN
(NOT TO SCALE)

REMOVAL OF EXISTING TRAFFIC SIGNAL EQUIPMENT

THE FOLLOWING ITEMS SHALL BE REMOVED BY THE CONTRACTOR AND SHALL BE DISPOSED OF BY THEM OUTSIDE THE RIGHT-OF-WAY AT THEIR EXPENSE. THE SALVAGE VALUE OF THE REMOVED EQUIPMENT SHALL BE REFLECTED IN THE CONTRACT BID PRICE.

8	EACH	SIGNAL HEAD, 1-FACE, 3-SECTION, MAST ARM MOUNTED
2	EACH	SIGNAL HEAD, 1-FACE, 5-SECTION, MAST ARM MOUNTED
2	EACH	SIGNAL HEAD, 2-FACE, 3-SECTION, BRACKET MOUNTED
2	EACH	SIGNAL HEAD, 2-FACE, 1-3 SECTION, 1-5 SECTION, BRACKET MOUNTED
2	EACH	PEDESTRIAN SIGNAL HEAD, 1-FACE, BRACKET MOUNTED
1	EACH	PEDESTRIAN SIGNAL HEAD, 2-FACE, BRACKET MOUNTED
10	EACH	TRAFFIC SIGNAL BACKPLATE
3	EACH	PEDESTRIAN PUSH BUTTON

THE TRAFFIC SIGNAL CONTROL EQUIPMENT FOR THIS PROJECT SHALL BE "EAGLE" TO MATCH THE EXISTING ADJACENT SYSTEM.

I.D.O.T. TRAFFIC SIGNAL INSTALLATION ELECTRICAL SERVICE REQUIREMENTS					TOTAL WATTAGE
TYPE	NO LAMPS	WATTAGE INCAND.	LED	%OPERATION	
SIGNAL (RED)	18	135	17	0.50	153
(YELLOW)	18	135	25	0.25	112.5
(GREEN)	18	135	15	0.25	67.5
ARROW	8	135	12	0.10	9.6
PED. SIGNAL	4	90	25	1.00	100
CONTROLLER	1	100	100	1.00	100
ILLUM. SIGN		84		0.05	
FLASHER		135	25	0.50	
ENERGY COSTS TO:					TOTAL = 542.6
ILLINOIS DEPARTMENT OF TRANSPORTATION 201 WEST CENTER COURT SCHAUMBURG, ILLINOIS 60196-1096 ENERGY SUPPLY CONTACT: XXX XXXXX PHONE: (XXX) XXX-XXXX COMPANY: COMMONWEALTH EDISON					

FILE NAME =	USER NAME = \$USER*	DESIGNED - PKG	REVISED -
\$FILEL\$		DRAWN - EA, EB	REVISED -
	PLOT SCALE = \$SCALE*	CHECKED - PKG	REVISED -
	PLOT DATE = \$DATE*	DATE - 7/12/2013	REVISED -

STATE OF ILLINOIS
DEPARTMENT OF TRANSPORTATION

SCHEDULE OF QUANTITIES, CABLE PLAN, AND PHASE DESIGNATION DIAGRAM			
DES PLAINES RIVER ROAD AT BELMONT AVENUE			
SCALE: N.T.S.	SHEET NO. OF SHEETS	STA. TO STA.	

F.A.P. RTE.	SECTION	COUNTY	TOTAL SHEETS	SHEET NO.
VAR.	2013-036TS	COOK	76	15
CONTRACT NO. 60W82				
FED. ROAD DIST. NO. - ILLINOIS FED. AID PROJECT				

TS# 4205
FRANKLIN PARK