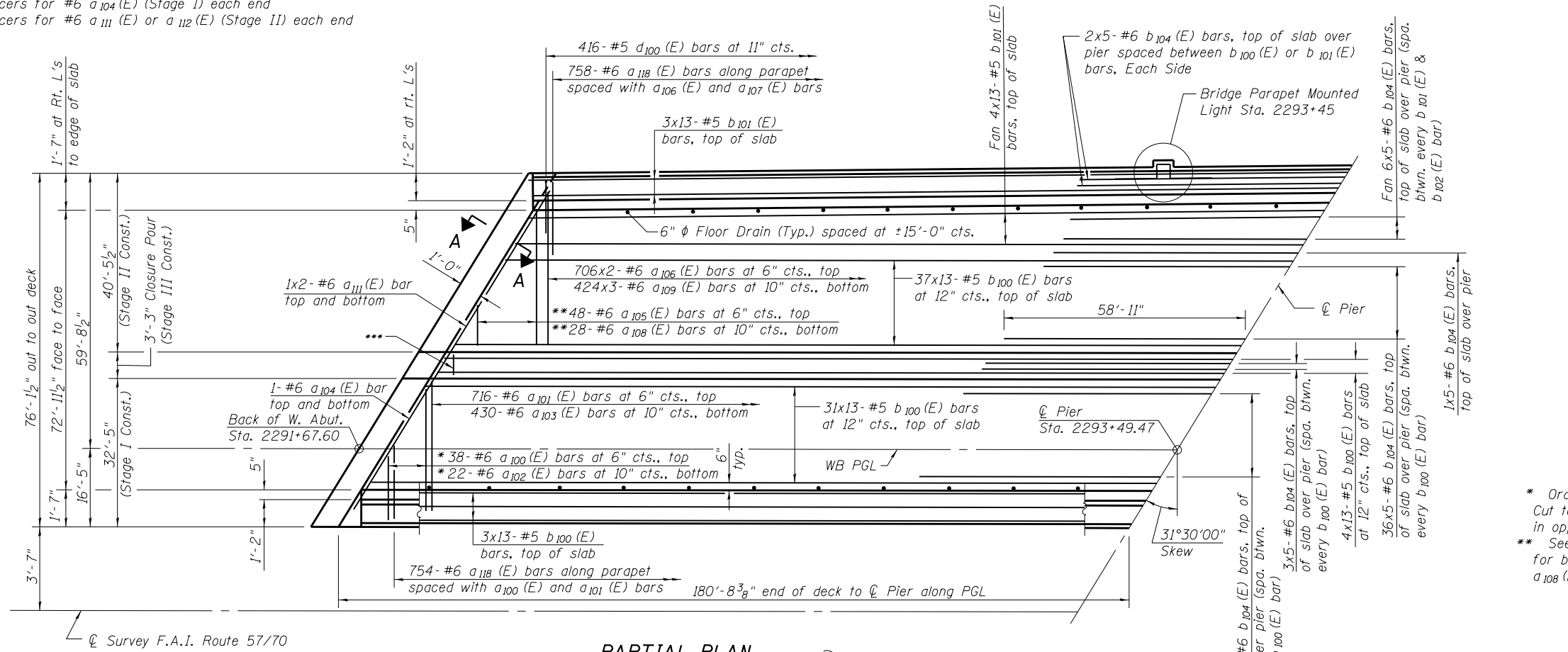
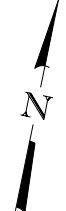
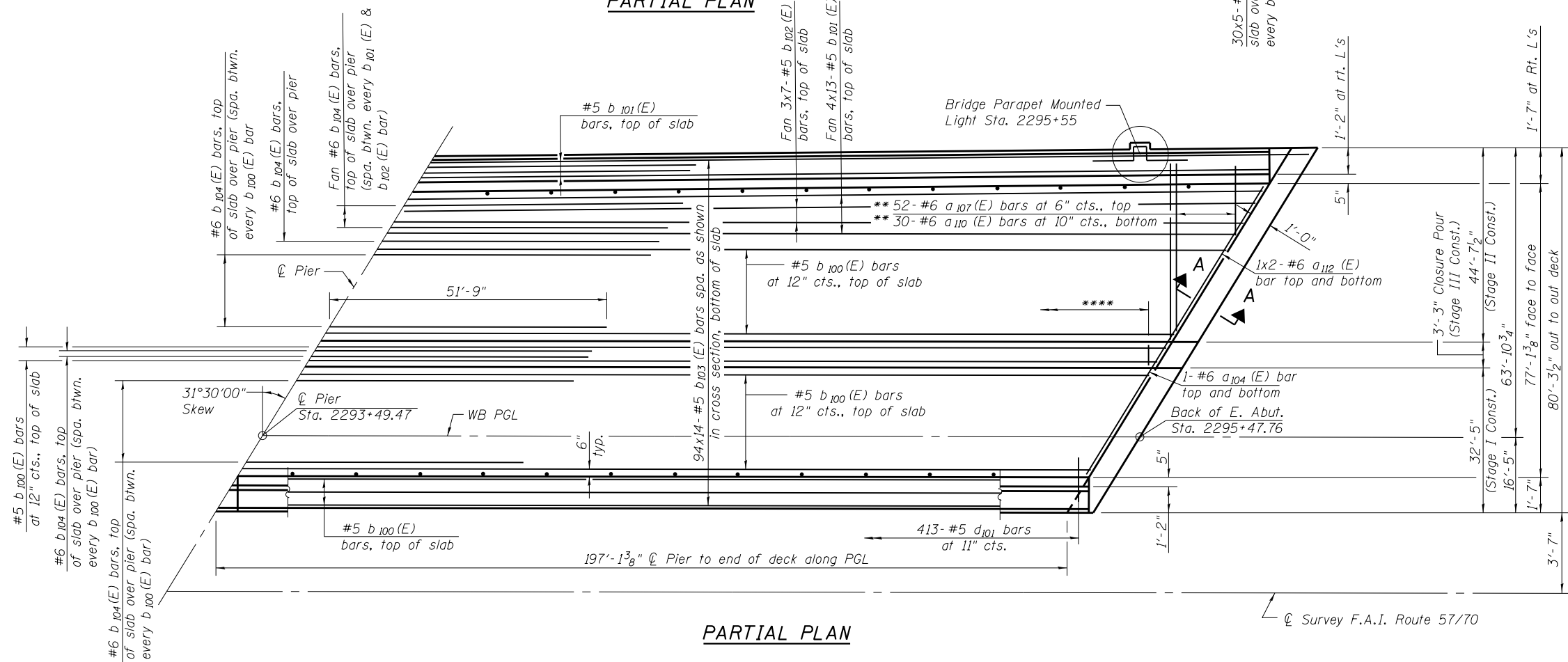


*** 2 bar splicers for #6 a₁₀₄(E) (Stage I) each end
 2 bar splicers for #6 a₁₁₁(E) or a₁₁₂(E) (Stage II) each end



PARTIAL PLAN



PARTIAL PLAN

Notes:
 See sheets 23 thru 25 of 79 for Superstructure Details and Bill of Materials.
 Bars indicated thus 706x2-#6 etc. indicates 706 lines of bars with 2 lengths per line.
 See sheet 23 of 79 for Cross Sections.
 See sheet 24 of 79 for Light Base Details.
 See sheet 25 of 79 for Parapet Reinforcement.
 Floor Drains shall be spaced to miss crossframes.
 See sheet 2B of 79 for Deck Pouring Sequence and General Notes.
 See sheet 33 of 79 for Section A-A.

MINIMUM BAR LAP

#5 bar = 2'-7"
 #6 bar = 3'-1"

* Order a₁₀₀(E) and a₁₀₂(E) bars full length. Cut to fit skew and use remainder of bars in opposite end.
 ** See field cut diagram on sheet 33 of 79 for bars a₁₀₀(E), a₁₀₂(E), a₁₀₅(E), a₁₀₇(E) a₁₀₈(E) & a₁₁₀(E).

**** 1206 bar splicers for #6 a₁₀₀(E) thru a₁₀₃(E) bars, Stage I
 1206 bar splicers for #6 a₁₀₅(E), a₁₀₆(E) a₁₀₈(E) and a₁₀₉(E) bars, Stage II

FILE NAME = 025011-74295-022-Superstructure BERNARDSON - LOCHMUELLER & ASSOCIATES, INC. 3 OAK DRIVE MARYVILLE, ILLINOIS 62962 PHONE (618) 284-6665 FAX (618) 284-6666	DESIGNED - BB CHECKED - ACS DRAWN - WJS CHECKED - CJF	REVISED REVISED REVISED REVISED	STATE OF ILLINOIS DEPARTMENT OF TRANSPORTATION	SUPERSTRUCTURE (WB) STRUCTURE NO. 025-0111	F.A.I. RT. = 57/70 SECTION = (25-4HVB-1)BY COUNTY = EFFINGHAM TOTAL SHEETS = 1760 SHEET NO. = 557 CONTRACT NO. = 74295
	PLOT SCALE = PLOT DATE = 3:25:37 PM 8/14/2013	SHEET NO. 22 OF 79 SHEETS ILLINOIS FED. AID PROJECT			