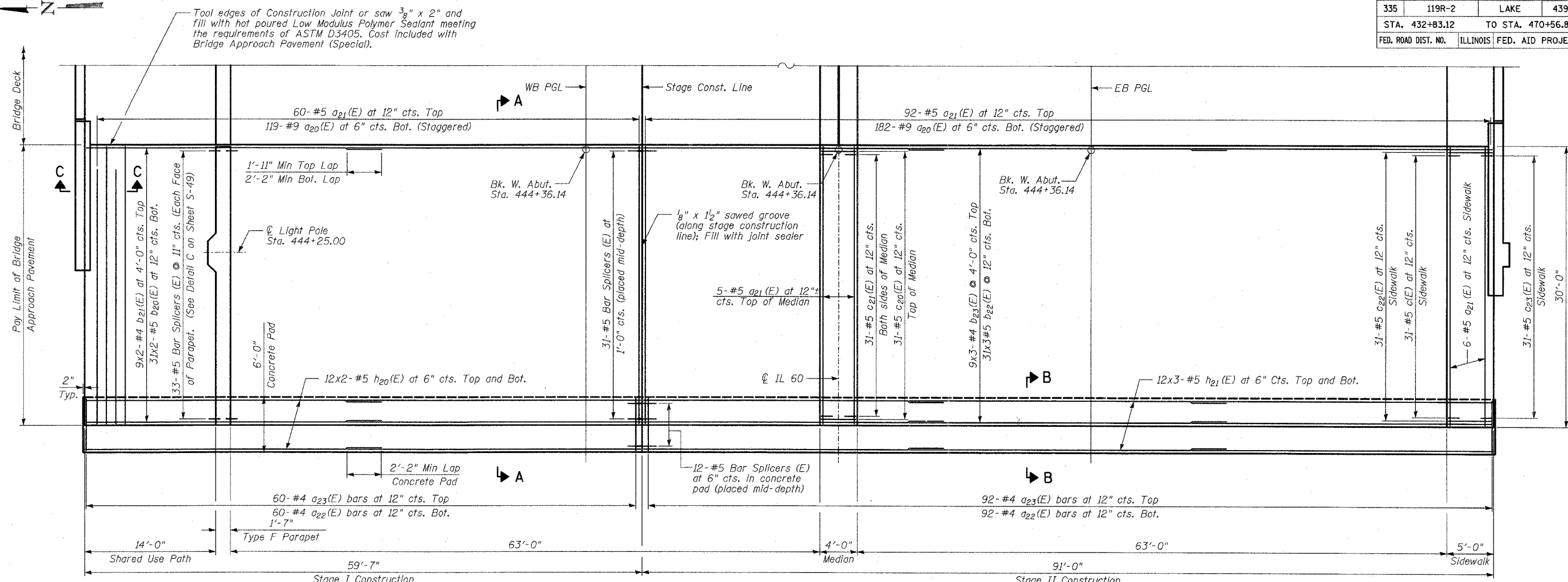
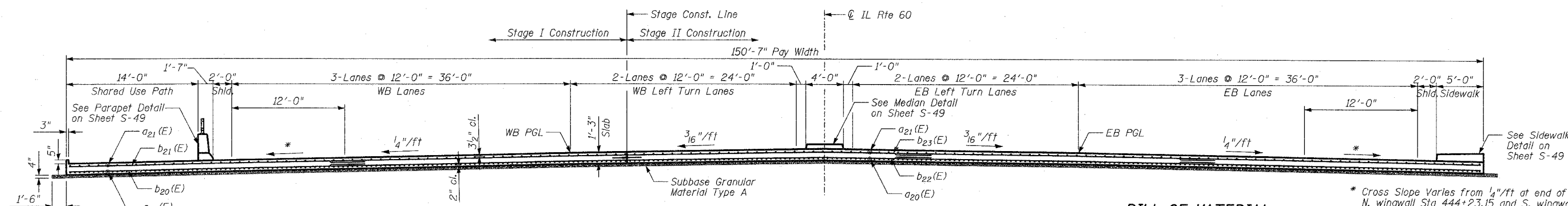


F.A.P. RTE.	SECTION	COUNTY	TOTAL SHEETS	SHEET NO.
335	119R-2	LAKE	439	294
STA. 432+83.12		TO STA. 470+56.84		
FED. ROAD DIST. NO.	ILLINOIS FED. AID PROJECT			

60B01



PLAN



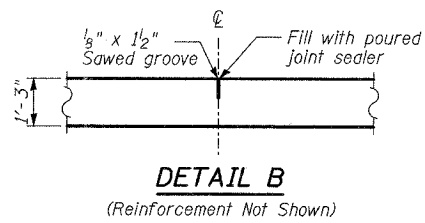
CROSS SECTION THRU APPROACH PAVEMENT
(Looking East)

NOTES:

- With the approval of the Engineer, the contractor will be permitted to reduce the paving widths by substituting a Longitudinal Construction Joint with tie bars, as shown in Standard 420401, in lieu of the Specified Sawed Longitudinal Joint.
- The Contractor shall provide the details shown in Detail B at the \odot IL Rte. 60 and at a lane edge if pavement is poured two or more lanes at a time.
- Bars indicated thus 31x2-#5 indicates 31 lines of bars with 2 lengths per line.
- The cost of tie bars, expansion joint, preformed joint seal, polyethylene bond breaker, reinforcement bars, sidewalk, median, the concrete pad (including reinforcement), 4" granular subbase and excavation shall be included in the cost of Bridge Approach Pavement (Special).
- See Sheet S-49 for Sections A-A and B-B.

BILL OF MATERIAL

ITEM	UNIT	TOTAL
Bridge Approach Pavement, (Special)	SQ YD	502



DETAIL B
(Reinforcement Not Shown)

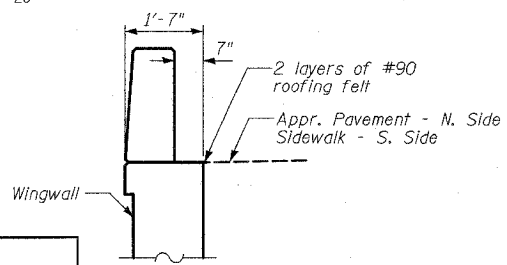
REVISIONS

NAME	DATE

ILLINOIS DEPARTMENT OF TRANSPORTATION
WEST APPROACH PAVEMENT LAYOUT
 ILLINOIS 60 OVER I-94
 F.A.P. RTE. 335 SECTION 119R-2
 LAKE COUNTY STA. 445+54.14
 S.N. 049-2012 ISTHA BRIDGE NO. 407
 DESIGNED BY: PL
 DRAWN BY: PL
 CHECKED BY: SP
 SCALE:
 DATE: MAY 8, 2007

TYLIN INTERNATIONAL

SECTION C-C



PA:602+56.84(11-60)structure\Tm\N\60B01Rappw.DGN 05/03/2007 04:31:22 PM