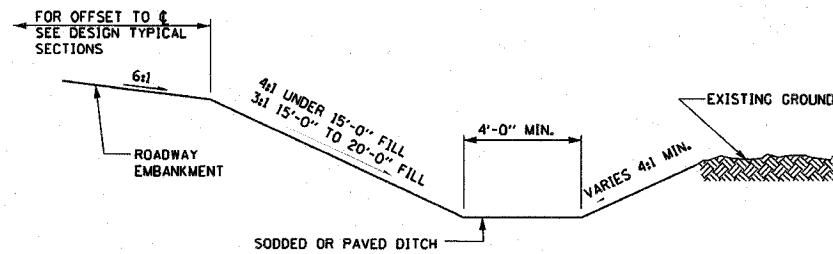
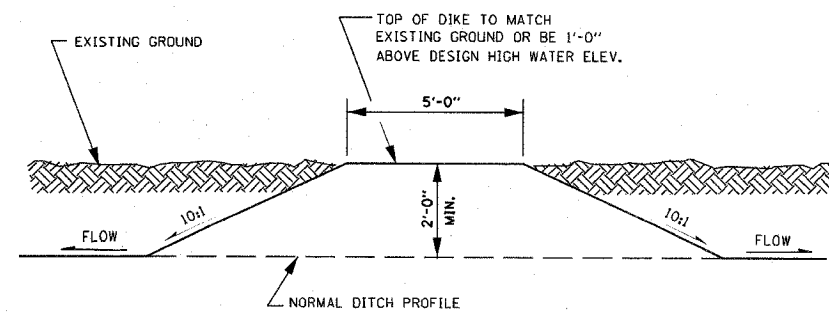


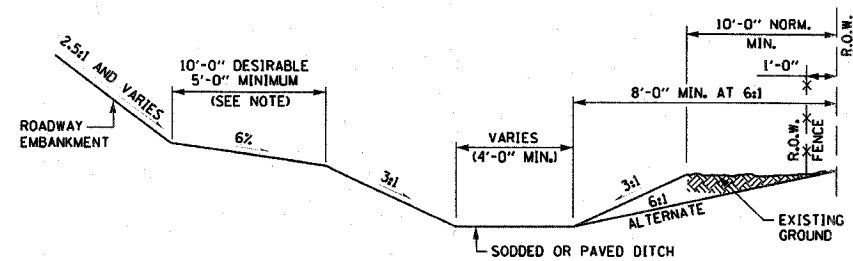
**SODDED DITCH**



**EMBANKMENT UNDER 20 FEET IN HEIGHT  
TOE OF EMBANKMENT DITCHES**



**SIDE DITCH DIKE**



**EMBANKMENT  
OVER 20 FEET IN HEIGHT**

**NOTES FOR EMBANKMENT DITCHES:**

1. WIDTH AND SLOPE MAY VARY DEPENDING ON SOIL CONDITION OR R.O.W. REQUIREMENTS.
2. THESE SECTIONS APPLY TO A DESIRABLE SECTION FOR NEW CONSTRUCTION. HOWEVER, THE WIDTH AND SLOPES MAY VARY DEPENDING ON SOIL CONDITIONS OR R.O.W. CONSTRAINTS.

APPROVED *Jeff Haley* CHIEF ENGINEER DATE 1-1-2007

DATE	REVISIONS

**Illinois Tollway**  
Open Roads for a Faster Future

DITCHES AND DITCH DIKE

STANDARD B4-00