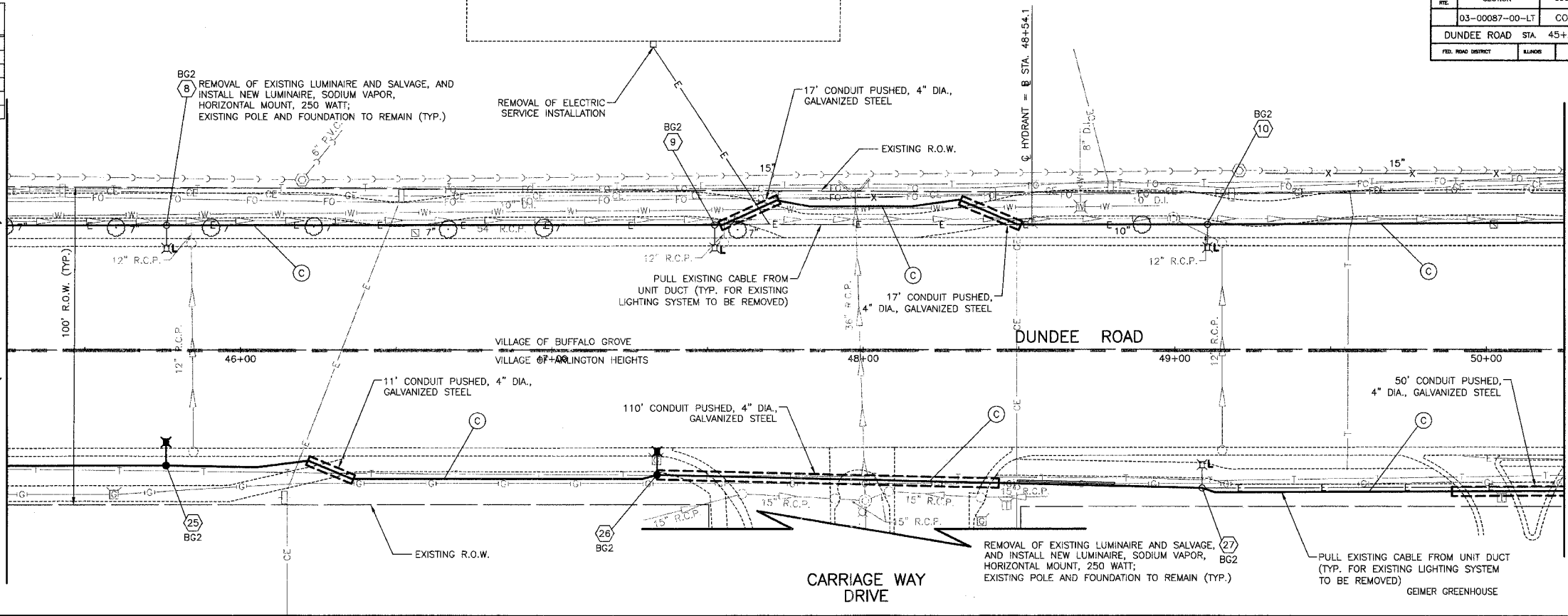


F.A. NO.	SECTION	COUNTY	TOTAL SHEETS	SHEET NO.
03-00087-00-LT		COOK	20	8
DUNDEE ROAD STA. 45+25 TO STA. 55+25				
FED. ROAD DISTRICT	ILLINOIS	FED. AID PROJECT		

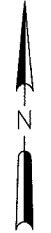
POLE NUMBER	CONTROLLER NO.	STATION	OFFSET	LIGHT CIRCUIT	FOUNDATION TYPE
8	BG2	45+76	3' B.C.	B	EX
9	BG2	47+51	3' B.C.	A	EX
10	BG2	49+11	3' B.C.	B	EX
25	BG2	45+76	3' B.C.	D	24
26	BG2	47+34	3' B.C.	C	24
27	BG2	49+09	EX	D	EX

**FOUNDATION TYPE**  
 24 = LIGHT POLE FOUNDATION, 24" DIAMETER  
 OS = LIGHT POLE FOUNDATION, 24" DIAMETER, OFFSET  
 SP = LIGHT POLE FOUNDATION (SPECIAL)  
 EX = EXISTING FOUNDATION

MATCH LINE STA. 45+25  
(SEE SHEET NO. 7)

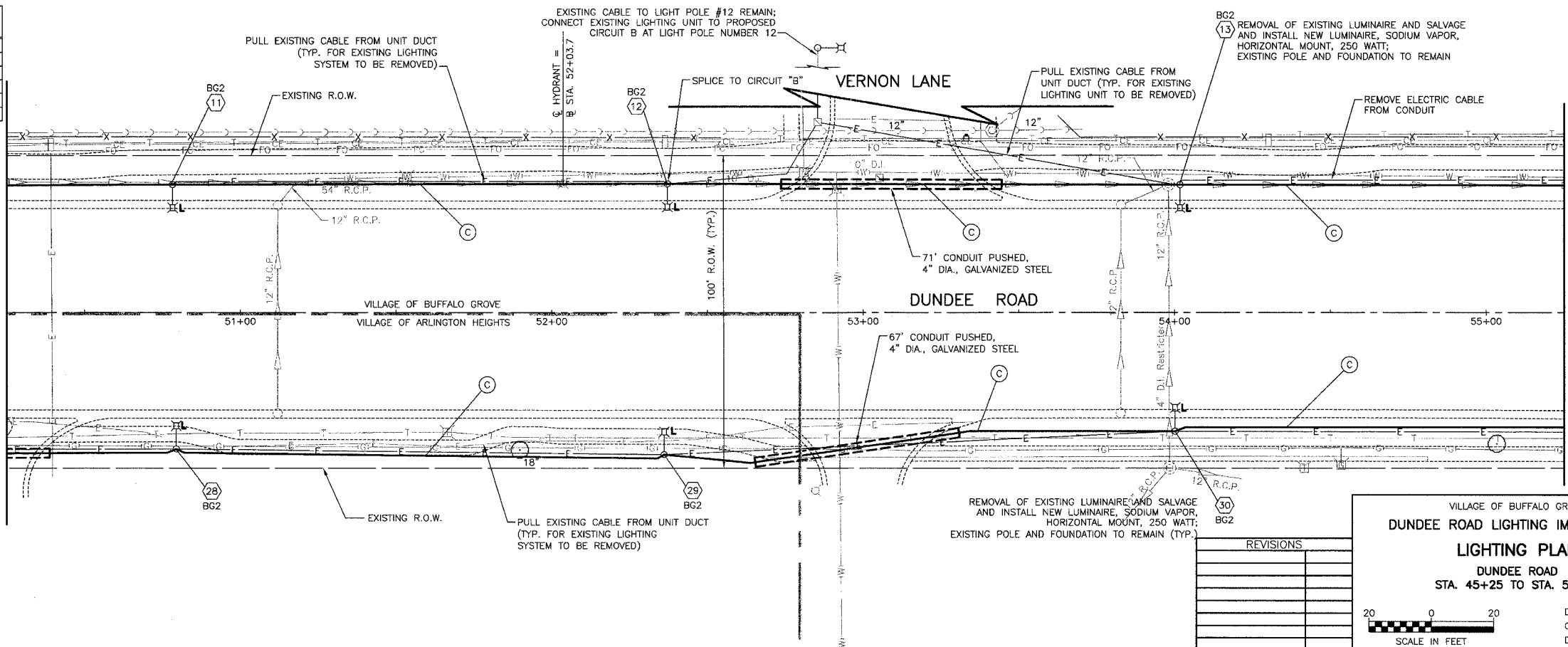


MATCH LINE STA. 50+25  
(SEE SHEET NO. 8)



POLE NUMBER	CONTROLLER NO.	STATION	OFFSET	LIGHT CIRCUIT	FOUNDATION TYPE
11	BG2	50+78	EX	A	EX
12	BG2	52+37	EX	B	EX
13	BG2	54+02	EX	A	EX
28	BG2	50+79	EX	C	EX
29	BG2	52+36	EX	D	EX
30	BG2	54+00	EX	C	EX

MATCH LINE STA. 50+25  
(SEE SHEET NO. 7)

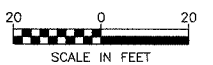


MATCH LINE STA. 55+25  
(SEE SHEET NO. 8)

- (A) UNIT DUCT, WITH 4-1/2" NO. 6 AND 1-1/2" NO. 6 GROUND, 600V (EPR-TYPE RHW), 2" DIA., POLYETHYLENE
- (B) UNIT DUCT, WITH 2-1/2" NO. 6 AND 1-1/2" NO. 6 GROUND, 600V (EPR-TYPE RHW), 2" DIA., POLYETHYLENE
- (C) UNIT DUCT, WITH 4-1/2" NO. 4 AND 1-1/2" NO. 4 GROUND, 600V (EPR-TYPE RHW), 2" DIA., POLYETHYLENE
- (D) UNIT DUCT, WITH 2-1/2" NO. 4 AND 1-1/2" NO. 4 GROUND, 600V (EPR-TYPE RHW), 2" DIA., POLYETHYLENE

VILLAGE OF BUFFALO GROVE  
**DUNDEE ROAD LIGHTING IMPROVEMENT**  
**LIGHTING PLAN**  
 DUNDEE ROAD  
 STA. 45+25 TO STA. 55+25

NO.	REVISIONS



DESIGNED BY: S.J.C.  
 CHECKED BY: D.N.M.  
 DATE: 07/10/2007