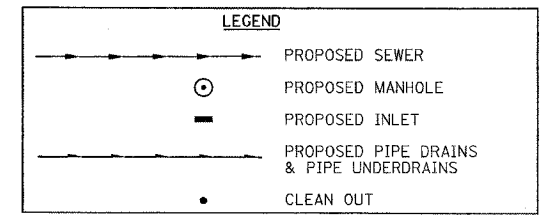
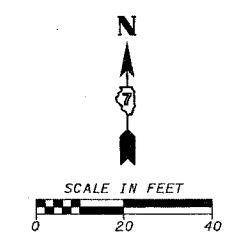
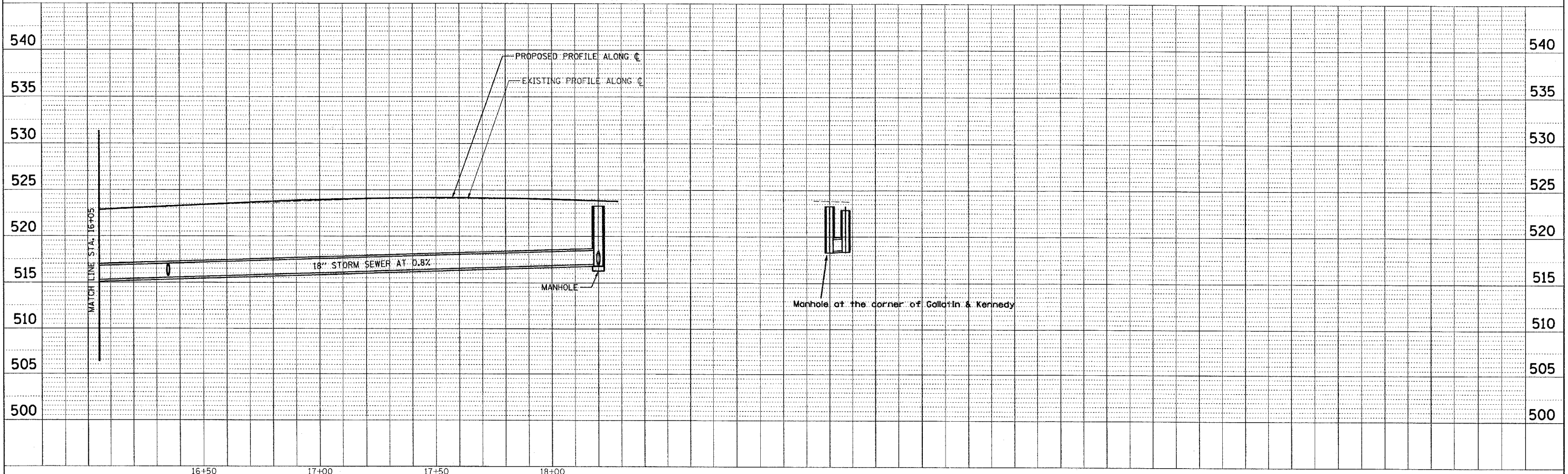
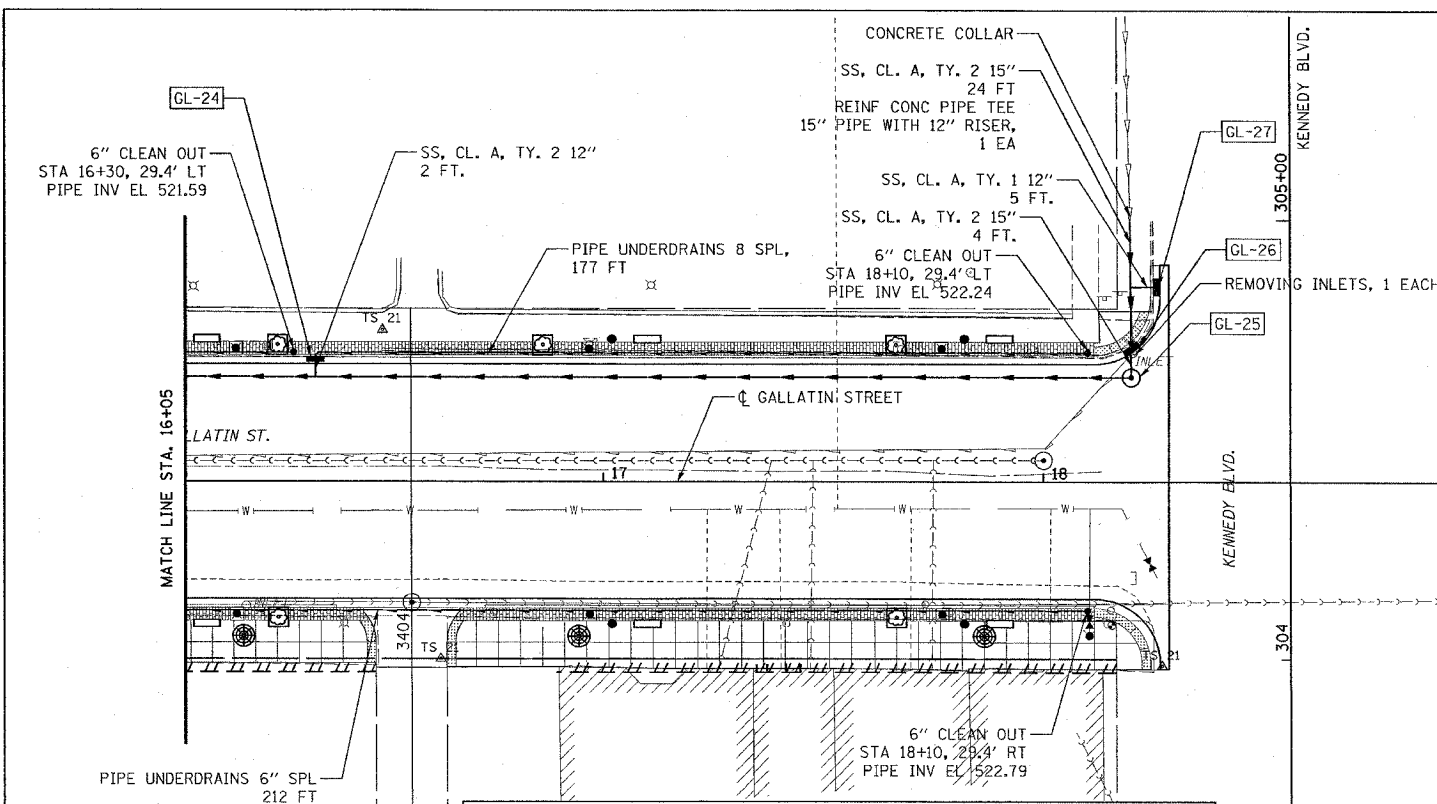


F.A.U. RTE.	SECTION	COUNTY	TOTAL SHEETS	SHEET NO.
8419	99-00048-01-PV	FAYETTE	142	51
STA.	TO STA.			
FED. ROAD DIST. NO.	ILLINOIS	FED. AID PROJECT		
CONTRACT NO. 95500				



NO.	STATION	OFFSET	DESCRIPTION	LID/GRATE ELEV.	PIPE INVERT ELEV.			
					NORTH	SOUTH	EAST	WEST
GL-24	16+35	27.83' LT.	INLETS, TYPE B, TYPE 3V FRAME AND GRATE	522.36	517.86	516.36		
GL-25	18+19.95	23.75' LT.	MANHOLES, TYPE A, 4'-DIAMETER, TYPE 1 FRAME, CLOSED LID	523.25	516.99			516.99
GL-26	18+19.95	30.72' LT.	INLETS, TYPE B, TYPE 4 FRAME AND GRATE	522.85	517.06	517.06		
GL-27	18+25.38	44.27' LT.	INLETS, TYPE A, TYPE 3V FRAME AND GRATE	523.09				520.09

ABBREVIATIONS
 PIPE DRAINS X" SPL = PIPE DRAINS X" (SPECIAL)
 PIPE UNDERDRAINS X" SPL = PIPE UNDERDRAINS X" (SPECIAL)
 S S CL A, TY 1 = STORM SEWERS CLASS A, TYPE 1
 S S CL A, TY 2 = STORM SEWERS CLASS A, TYPE 2
 S S, RUBBER GASKET, CL A, TY 1 = STORM SEWERS, RUBBER GASKET, CLASS A, TYPE 1
 S S, RUBBER GASKET, CL A, TY 2 = STORM SEWERS, RUBBER GASKET, CLASS A, TYPE 2



PLAN
 SURVEYED BY: _____
 ALIGNED BY: _____
 CHECKED BY: _____
 DATE: _____

PROFILE
 SURVEYED BY: _____
 CHECKED BY: _____
 DATE: _____

CADD FILE: /4812/ss/Gallatin_04.dgn
 PLOTTED: 01/23/2007