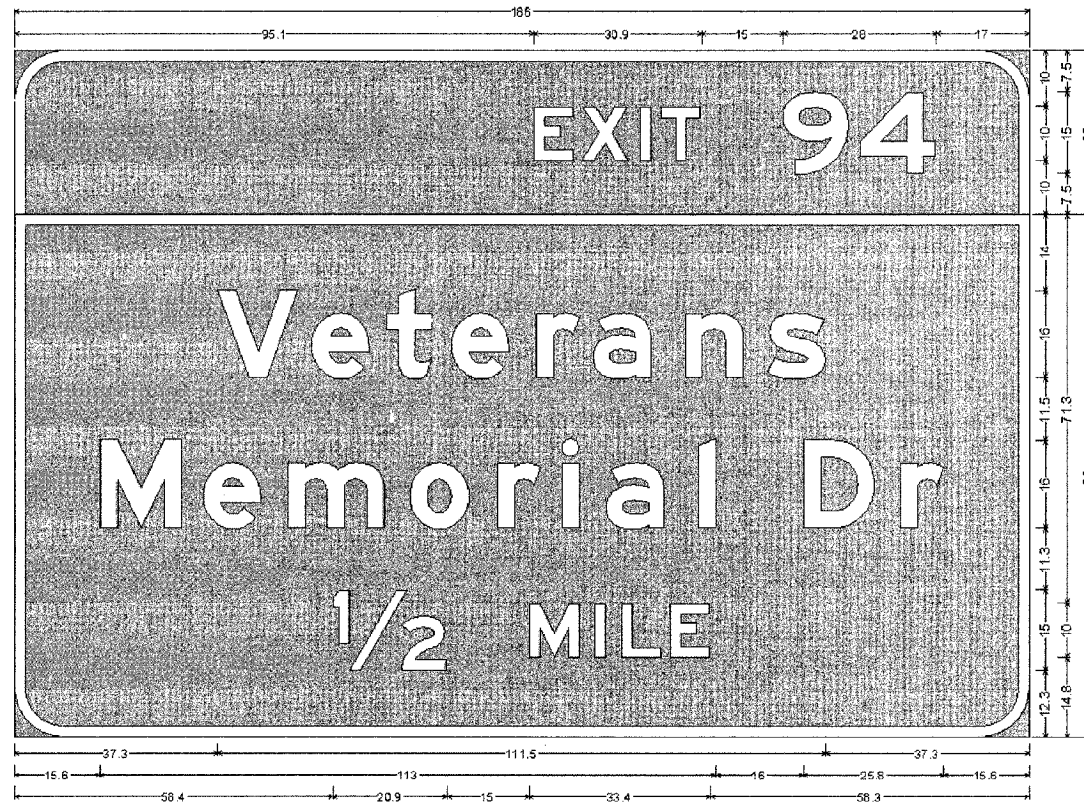


|                     |           |                  |                 |
|---------------------|-----------|------------------|-----------------|
| F.A.I. RTE.         | SECTION   | COUNTY           | TOTAL SHEET NO. |
| 57/64               | (41-3)HBK | JEFFERSON        | 518 246         |
| STA.                | TO STA.   |                  |                 |
| FED. ROAD DIST. NO. | ILLINOIS  | FED. AID PROJECT |                 |

SIGN NO. 9  
STA 690+00 RT  $\phi$  157/164

SIGN NO. 7  
STA 674+00 RT  $\phi$  157/164

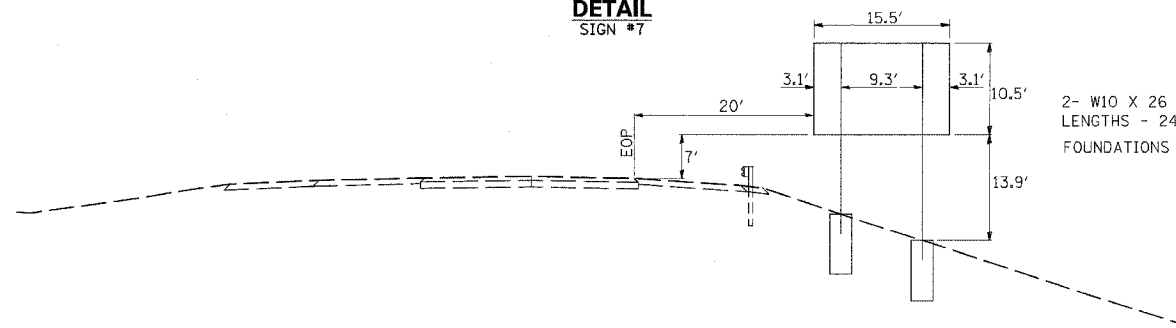


90° Radius, 20" Border, White on Green;  
"EXIT" E Mod 2K; "94" E Mod 2K;  
90° Radius, 20" Border, White on Green;  
"Veterans" E Mod 2K; "Memorial Dr" E Mod 2K; "1/2" E Mod 2K; "MILE" E Mod 2K;

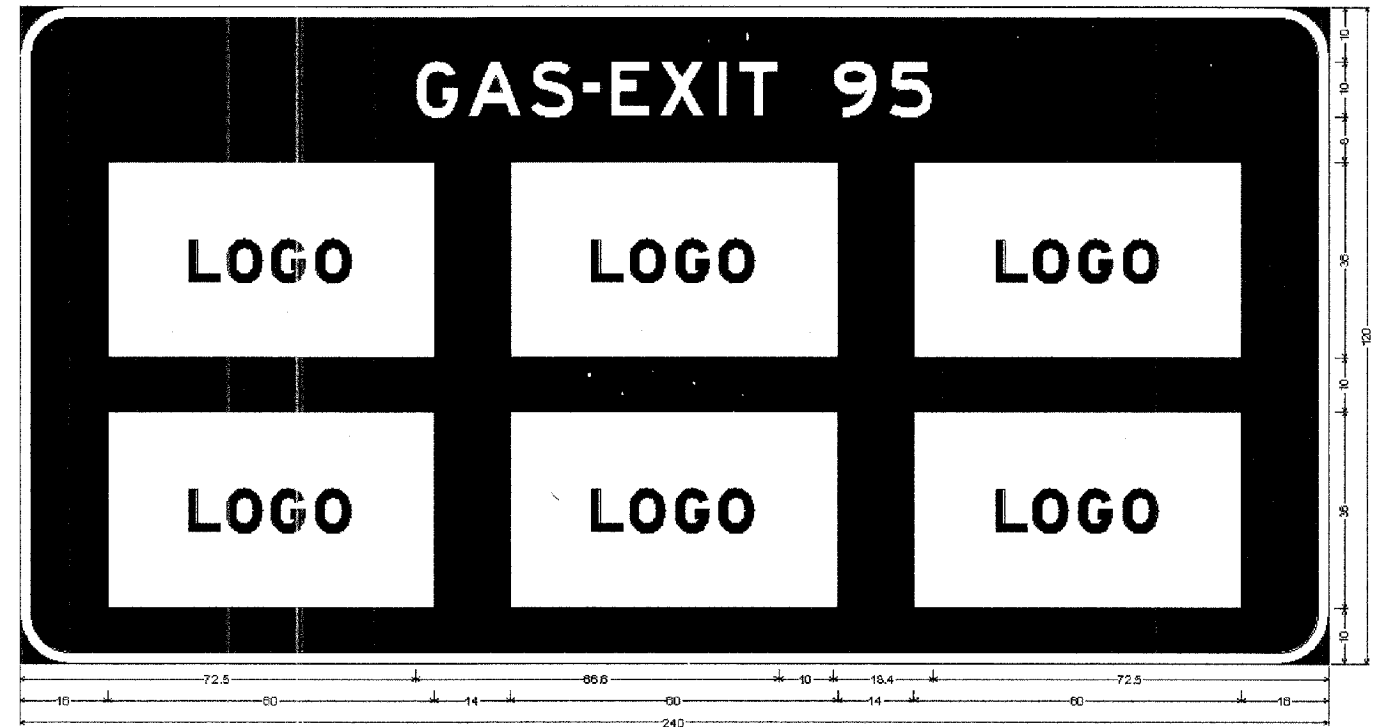
Table of letter and object lefts.

|      |       |       |       |       |       |       |       |       |       |
|------|-------|-------|-------|-------|-------|-------|-------|-------|-------|
| E    | X     | I     | T     | 9     | 4     |       |       |       |       |
| 95.8 | 104.5 | 115.4 | 119.1 | 141.5 | 156.9 |       |       |       |       |
| V    | e     | t     | e     | r     | a     | n     | s     |       |       |
| 37.3 | 54.4  | 68.1  | 80.1  | 95.6  | 105.0 | 123.0 | 139.3 |       |       |
| M    | e     | m     | o     | r     | i     | a     | d     | r     |       |
| 15.6 | 34.5  | 50.0  | 72.6  | 88.5  | 100.3 | 108.5 | 125.4 | 144.8 | 162.4 |
| 1/2  | M     | I     | L     | E     |       |       |       |       |       |
| 58.4 | 94.4  | 108.4 | 111.3 | 120.3 |       |       |       |       |       |

DETAIL  
SIGN #7



2- W10 X 26 POSTS  
LENGTHS - 24.5 FT, 27.4 FT  
FOUNDATIONS - 2.5' DIA., 7' DEEP, 1.41 CU YD EACH

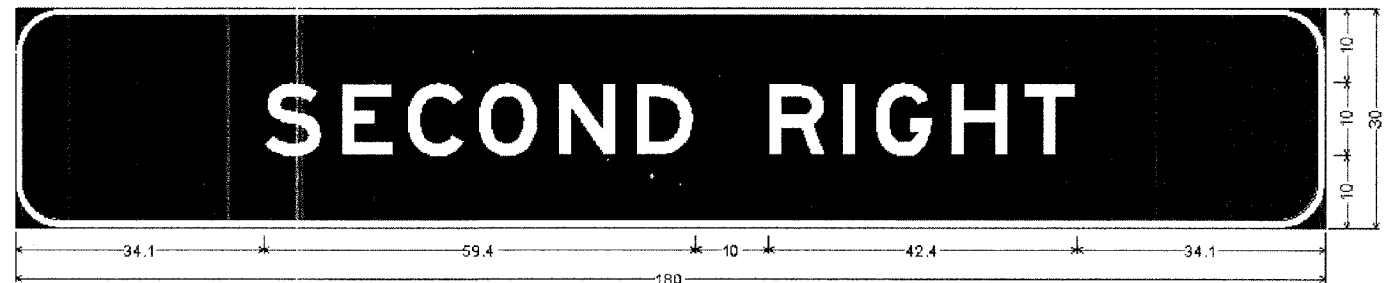


90° Radius, 20" Border, White on Blue;  
"GAS-EXIT 95" E Mod 2K;

Table of letter and object lefts.

|      |      |       |       |       |       |       |       |       |       |
|------|------|-------|-------|-------|-------|-------|-------|-------|-------|
| G    | A    | S     | E     | X     | I     | T     | 9     | 5     |       |
| 72.6 | 82.0 | 93.8  | 103.1 | 108.4 | 117.1 | 128.0 | 131.8 | 149.1 | 169.4 |
| 16.0 | 90.0 | 194.0 |       |       |       |       |       |       |       |
| 16.0 | 90.0 | 194.0 |       |       |       |       |       |       |       |

SIGN NO. 9A  
STA 690+00 RT  $\phi$  157/164



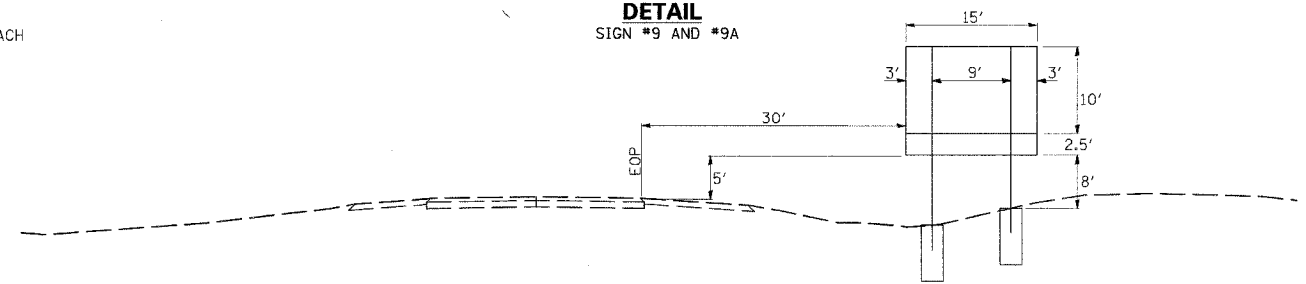
6.0" Radius, 1.0" Border, White on Blue;

"SECOND RIGHT" E Mod 2K;

Table of letter and object lefts.

|      |      |      |      |      |      |       |       |       |       |       |
|------|------|------|------|------|------|-------|-------|-------|-------|-------|
| S    | E    | C    | D    | N    | D    | R     | I     | G     | H     | T     |
| 34.1 | 44.8 | 53.8 | 63.8 | 74.5 | 85.4 | 103.5 | 113.8 | 118.1 | 128.6 | 138.5 |

DETAIL  
SIGN #9 AND #9A



2- W10 X 22 2 POSTS  
LENGTHS - 23.4 FT, 21.4 FT  
FOUNDATIONS - 2.5' DIA., 6.5" DEEP, 1.18 CU YD EACH