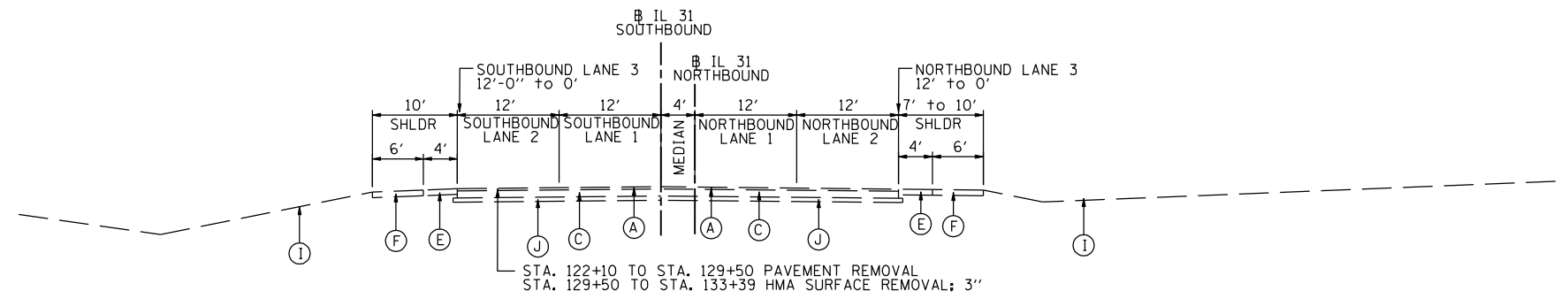


EXISTING CONDITIONS

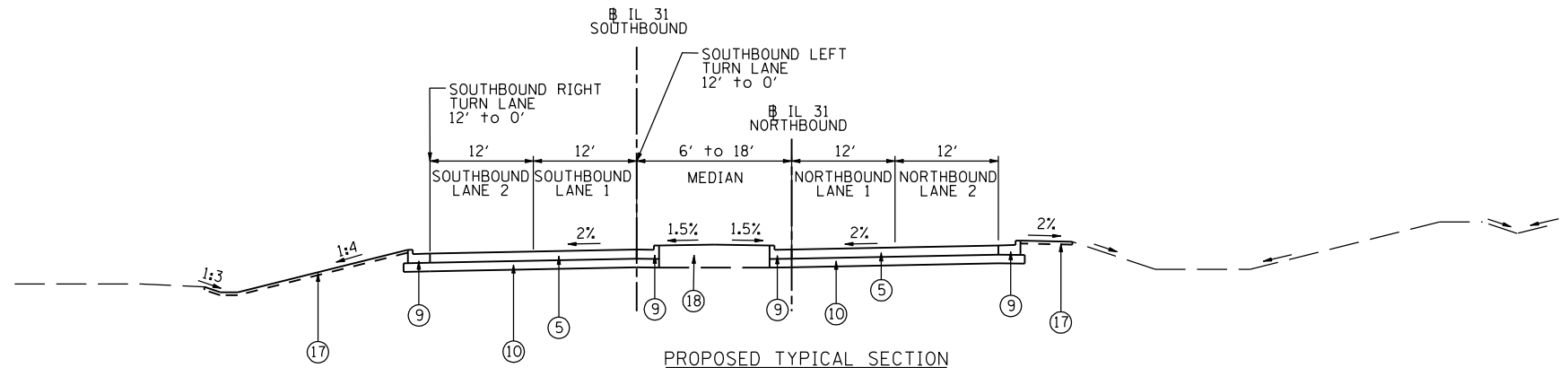
- (A) HOT-MIX ASPHALT SURFACE COURSE 2 1/2"-3"
- (B) PORTLAND CEMENT CONCRETE PAVEMENT, 10"
- (C) PORTLAND CEMENT CONCRETE BASE COURSE, 9"- 10"
- (D) HOT-MIX ASPHALT BASE COURSE, 11 1/4"
- (E) HOT-MIX ASPHALT SHOULDER, 8"
- (F) AGGREGATE SHOULDER, 6"-8"
- (G) COMBINATION CONCRETE CURB & GUTTER, TYPE B-6.12 OR B-6.24
- (H) MEDIAN SURFACE, 12"
- (I) EXISTING GROUND
- (J) GRANULAR SUBBASE, THICKNESS VARIES

PROPOSED IMPROVEMENTS

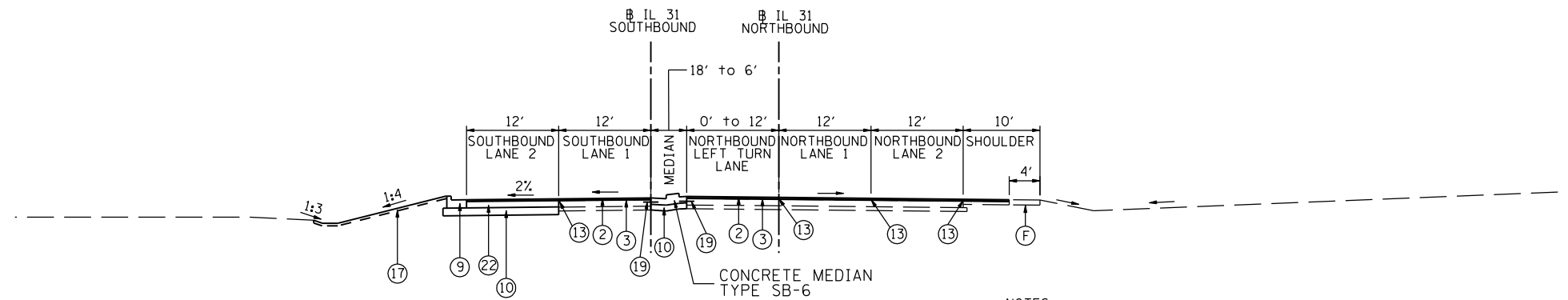
- (1) POLYMERIZED HOT-MIX ASPHALT SURFACE COURSE, MIX "F", N90: 2"
- (2) HOT-MIX ASPHALT SURFACE COURSE, MIX "D", N70: 2"
- (3) LEVELING BINDER (MACHINE METHOD), N70: 3/4" & VAR. ON US 30, 1" ON IL 31 & VAR.
- (4) (US 30) HOT-MIX ASPHALT PAVEMENT (FULL DEPTH), 12 3/4" CONSISTING OF:
POLYMERIZED HOT-MIX ASPHALT SURFACE COURSE, MIX "F", N90: 2"
POLYMERIZED HOT-MIX ASPHALT BINDER COURSE, IL-19.0, N90: 2 1/4"
HOT-MIX ASPHALT BINDER COURSE, IL-19.0, N90: 8 1/2"
- (5) (IL 31) HOT-MIX ASPHALT PAVEMENT (FULL DEPTH), 12 3/4" CONSISTING OF:
HOT-MIX ASPHALT SURFACE COURSE, MIX "D", N70: 2"
HOT-MIX ASPHALT BINDER COURSE, IL-19.0, N70: 10 3/4"
- (6) (RAMPS) HOT-MIX ASPHALT PAVEMENT (FULL DEPTH), 12 1/2" CONSISTING OF:
HOT-MIX ASPHALT SURFACE COURSE, MIX "D", N70: 2"
HOT-MIX ASPHALT BINDER COURSE, IL-19.0, N70: 10 1/2"
- (7) (US 30 & IL 31) HOT-MIX ASPHALT SHOULDERS, 12 3/4" CONSISTING OF:
HOT-MIX ASPHALT SURFACE COURSE, MIX "D", N70: 2"
HOT-MIX ASPHALT BINDER COURSE, IL-19.0, N70: 10 3/4"
- (8) (RAMPS) HOT-MIX ASPHALT SHOULDERS, 12 1/2" CONSISTING OF:
HOT-MIX ASPHALT SURFACE COURSE, MIX "D", N70: 2"
HOT-MIX ASPHALT BINDER COURSE, IL-19.0, N70: 10 1/2"
- (9) COMBINATION CONCRETE CURB & GUTTER, TYPE B-6.24
- (10) AGGREGATE SUBGRADE IMPROVEMENT, 12"
- (11) AGGREGATE SHOULDER, TYPE B, 8"
- (12) AGGREGATE WEDGE SHOULDER, TYPE B
- (13) STRIP REFLECTIVE CRACK CONTROL TREATMENT
- (14) CONCRETE MEDIAN SURFACE, 4"
- (15) PORTLAND CEMENT CONCRETE PAVEMENT, 10" (JOINTED)
- (16) PORTLAND CEMENT CONCRETE SHOULDERS, 10"
- (17) TOPSOIL, FURNISH & PLACE, 4", FERTILIZER NUTRIENTS AND SEEDING OR SODDING.
SEE LANDSCAPING PLANS FOR LOCATIONS AND SEEDING TYPE.
- (18) TOPSOIL, FURNISH & PLACE, 30", FERTILIZER NUTRIENTS, SEEDING CLASS 2A
AND EROSION CONTROL BLANKET
- (19) EPOXY COATED, DEFORMED, NO. 6 TIE BARS, 24" LONG @ 24" C-C
COST INCIDENTAL TO PCC PAVT, CONC C & G AND CONC MEDIAN TY SB-6
- (20) EPOXY COATED, DEFORMED, NO. 6 TIE BARS, 30" LONG @ 24" C-C
COST INCIDENTAL TO PCC SHOULDERS, 10"
- (21) EPOXY COATED, DEFORMED, NO. 6 TIE BARS, 24" LONG @ 24" C-C
COST INCIDENTAL TO CONCRETE BARRIER BASE
- (22) HOT-MIX ASPHALT BASE COURSE, 10"
- (23) HOT-MIX ASPHALT BASE COURSE WIDENING, 10"



EXISTING TYPICAL SECTION
STA. 122+10 TO STA. 133+39

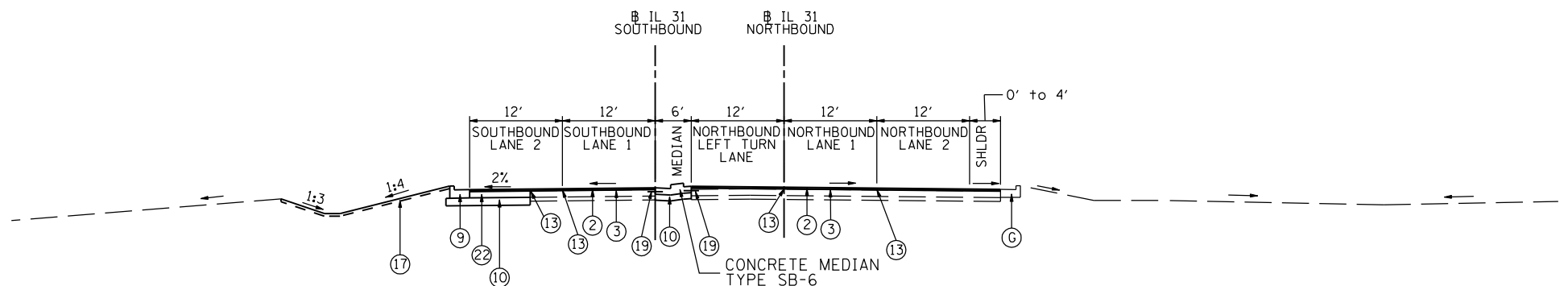


PROPOSED TYPICAL SECTION
STA. 122+98 TO STA. 129+50



PROPOSED TYPICAL SECTION
STA. 129+50 TO STA. 131+75

NOTES:
1. NORTHBOUND AGGREGATE SHOULDER ENDS AT STATION 130+56.



PROPOSED TYPICAL SECTION
STA. 131+75 TO STA. 133+51

H:\Jobs\2010\201030033\CAD\Site\tr\egm\00\0160133-sht+ -typical-ill.dgn 6/15/2012 4:51:13 PM

USER NAME = 1654	DESIGNED - JWB	REVISED -
	DRAWN - JWB	REVISED -
PLOT SCALE = 20.0000' / IN.	CHECKED - RS	REVISED -
PLOT DATE = 6/15/2012	DATE - 06/15/2012	REVISED -

**STATE OF ILLINOIS
DEPARTMENT OF TRANSPORTATION**

**U.S. ROUTE 30 AT IL ROUTE 31
TYPICAL SECTIONS - IL ROUTE 31**

SCALE: N.T.S. SHEET NO. -- STA. ----- TO STA. -----

F.A.P. RTE.	SECTION	COUNTY	TOTAL SHEETS	SHEET NO.
349	(10 & 11 VB) R-3	-	507	34
KANE AND KENDALL			CONTRACT NO. 60133	
ILLINOIS FED. AID PROJECT				