







LIGHTING CONTROLLER "KF" WIRING DIAGRAM

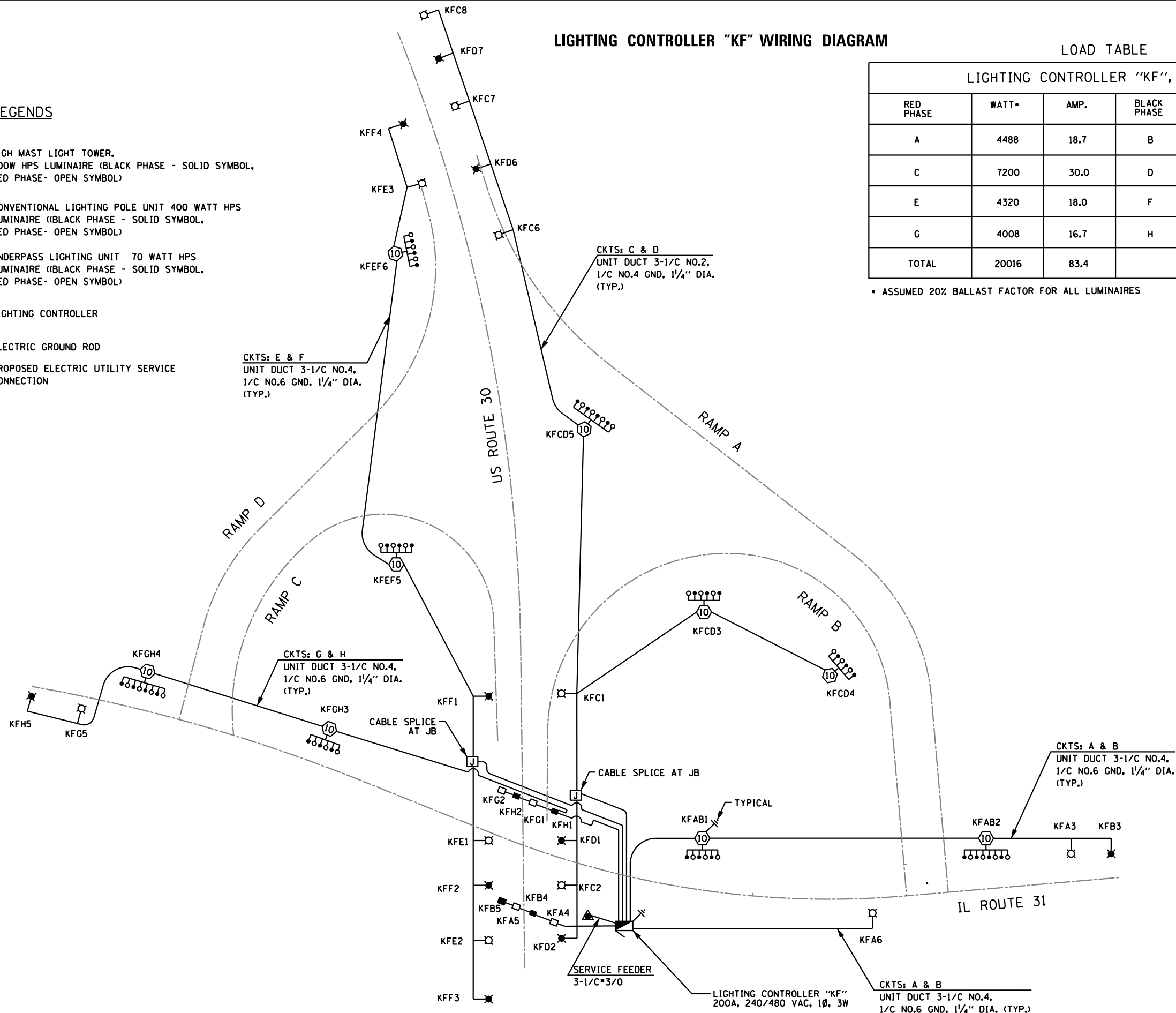
LOAD TABLE

LIGHTING CONTROLLER "KF", 240/480V					
RED PHASE	WATT•	AMP.	BLACK PHASE	WATT•	AMP.
A	4488	18.7	B	4008	16.7
C	7200	30.0	D	6720	28.0
E	4320	18.0	F	4800	20.0
G	4008	16.7	H	4008	16.7
TOTAL	20016	83.4		19536	81.4

• ASSUMED 20% BALLAST FACTOR FOR ALL LUMINAIRES

LEGENDS

-  HIGH MAST LIGHT TOWER, 400W HPS LUMINAIRE (BLACK PHASE - SOLID SYMBOL, RED PHASE- OPEN SYMBOL)
-  CONVENTIONAL LIGHTING POLE UNIT 400 WATT HPS LUMINAIRE (BLACK PHASE - SOLID SYMBOL, RED PHASE- OPEN SYMBOL)
-  UNDERPASS LIGHTING UNIT 70 WATT HPS LUMINAIRE (BLACK PHASE - SOLID SYMBOL, RED PHASE- OPEN SYMBOL)
-  LIGHTING CONTROLLER
-  ELECTRIC GROUND ROD
-  PROPOSED ELECTRIC UTILITY SERVICE CONNECTION



I:\265\dgn\Sheets\10033-shht-light-ll.dgn 6/26/2012 11:26:44 AM

SINGH
CONSULTING ENGINEERS
www.singhinc.com

USER NAME = kprejapati	DESIGNED - KP	REVISED -
PLOT SCALE = 100.0000' / 1" =	DRAWN - WC/RP	REVISED -
PLOT DATE = 6/26/2012	CHECKED - GR	REVISED -
	DATE - 06/15/2012	REVISED -

**STATE OF ILLINOIS
DEPARTMENT OF TRANSPORTATION**

**U.S. ROUTE 30 AT IL ROUTE 31
LIGHTING CONTROLLER "KF" WIRING DIAGRAM**

SCALE: N.T.S. SHEET NO. 11 OF 27 SHEETS STA. ----- TO STA. -----

F.A.P. RTE. 349	SECTION (10 & 11 VB) R-3	COUNTY *	TOTAL SHEETS 507	SHEET NO. 205
* KANE AND KENDALL			CONTRACT NO. 60133	
ILLINOIS FED. AID PROJECT				