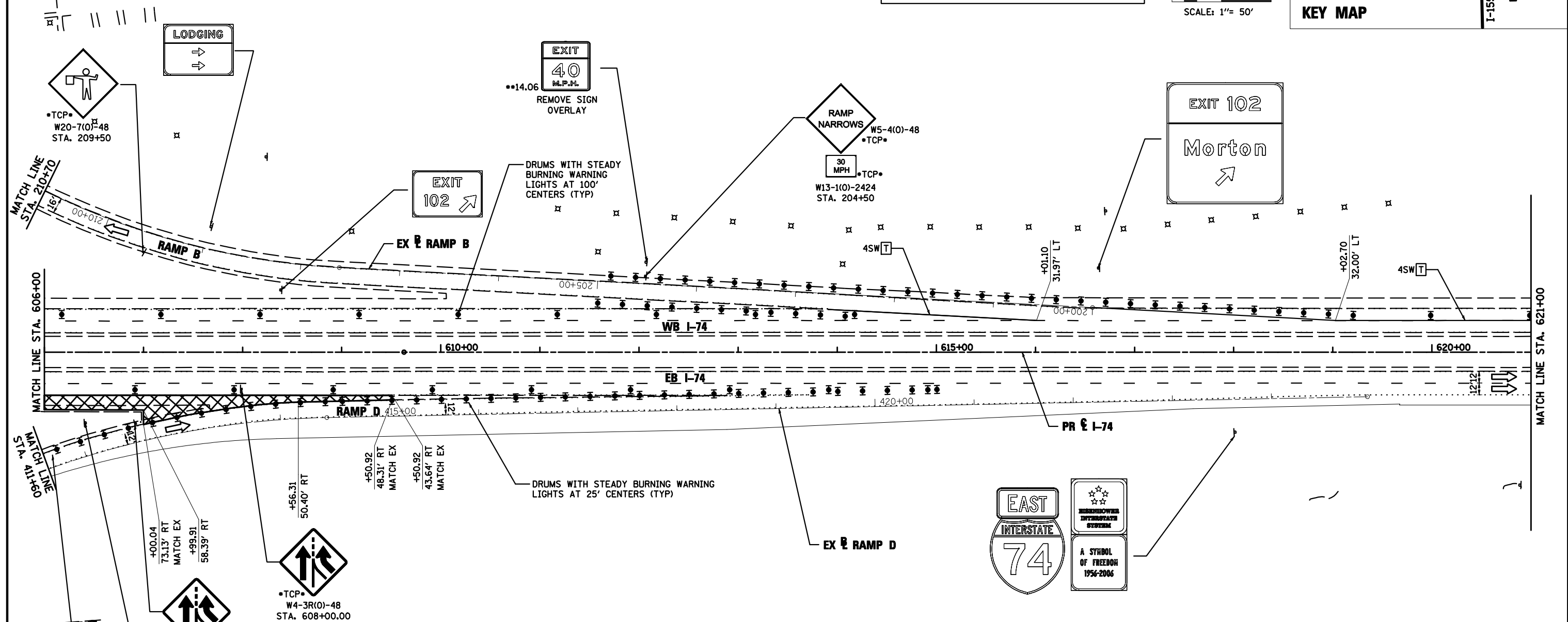
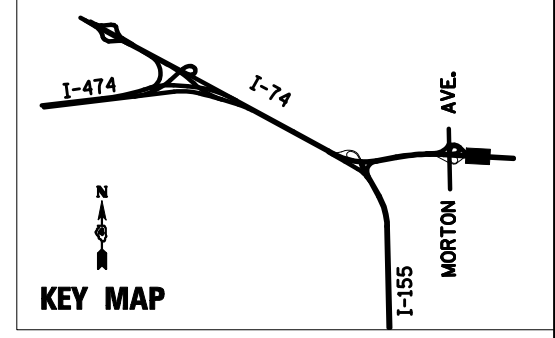
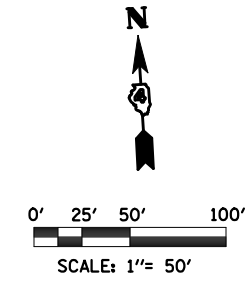


**NOTE**

1. ALL WORK THAT WILL REQUIRE A LANE CLOSURE WILL BE DONE IN OFF-PEAK HOURS.
2. EXISTING SIGNS SHOWN FOR REFERENCES. ALL EXISTING OVERHEAD AND GROUND-MOUNTED SIGNS SHALL BE RETAINED IN THE MOT PRE-PHASE UNLESS OTHERWISE NOTED.
3. SEE SPECIAL PROVISIONS FOR WORK RESTRICTIONS



**PAVEMENT MARKING LEGEND**

- |   |   |                                     |
|---|---|-------------------------------------|
| ① EXISTING PAVEMENT MARKING   | 4SW 4" SOLID WHITE                          | 8SW 8" SOLID WHITE                  |
| ② PAVEMENT MARKING FROM PREVIOUS STAGE                                    | 4SY 4" SOLID YELLOW                         | 12SW 12" SOLID WHITE @ 20' SPACING  |
| ③ PROPOSED PAVEMENT MARKING IN PLACE (SEE PROPOSED PAVEMENT MARKING PLAN) | 4SYY 4" SOLID DOUBLE YELLOW (11" C-C)       | 12SY 12" SOLID YELLOW @ 20' SPACING |
| T PAVEMENT MARKING TAPE, TYPE III   | 4KW 4" SKIP-DASH WHITE (30' SKIP, 10' DASH) | 24SW 24" SOLID WHITE STOP BAR       |
| P POLYUREA PAVEMENT MARKING TYPE II                                       | 4DW 4" DOTTED WHITE (9' SKIP, 3' DASH)      | LSW LETTERS AND SYMBOLS, WHITE      |

**LEGEND**

- |  |  |
|--|--|
| ● DRUMS WITH STEADY BURNING WARNING LIGHTS                               | ▨ TEMPORARY PAVEMENT CONSTRUCTION                          |
| ● DIRECTION INDICATOR  | ▨ ON-GOING EARTHWORK FOR PROPOSED PAVEMENT                 |
| ● BARRICADE WITH STEADY BURN MONODIRECTIONAL LIGHT                       | ▨ PROPOSED PAVEMENT CONSTRUCTION                           |
| ▨ VERTICAL DELINEATOR PANELS   | ▨ TEMP PVMT REMOVAL (SEE REMOVAL PLAN FOR EX PVMT REMOVAL) |
| ▨ BARRICADE, TYPE III  | ▨ REM TEMP AGGREGATE SHOULDERS                             |
| ▨ FLASHING ARROW BOARD   | ▨ AGGREGATE SHOULDERS, TYPE B 6"                           |
| ▨ DIRECTION OF TRAFFIC FLOW  | ▨ TEMPORARY CONCRETE BARRIER                               |
| ▨ IMPACT ATTENUATOR, TEMPORARY (NON-REDIRECTIVE)                         | ▨ TEMPORARY CONCRETE BARRIER WITH 36" GLARE SCREEN         |
| ▨ IMPACT ATTENUATOR, TEMPORARY (NARROW, REDIRECTIVE)                     | ●●XX-X SIGN REFERENCE NUMBER (SEE SIGN SCHEDULE)           |
| ●●TCP● SIGN INCLUDED IN TRAFFIC CONTROL & PROTECTION (SEE SIGN SCHEDULE) |  |

FILE NAME = D468620-shr-staging14 174-B-00.dgn	DESIGNED - HTL	REVISED -
USER NAME = TERRA	DRAWN - HTL	REVISED -
PLOT DATE = 7/17/2012	CHECKED - DA/LVA	REVISED -
	DATE - 7/20/2012	REVISED -



STATE OF ILLINOIS  
DEPARTMENT OF TRANSPORTATION

MAINTENANCE OF TRAFFIC  
PRE STAGE - SUB STAGE B

SCALE:	SHEET NO. 29 OF 50 SHEETS	STA. 606+00 TO STA. 621+00
--------	---------------------------	----------------------------

F.A.I. RTE.	SECTION	COUNTY	TOTAL SHEETS	SHEET NO.
	90-[14R;(14HB-4,14,14HVB)BR]	TAZEWELL	2433	302
CONTRACT NO. 68620				
ILLINOIS FED. AID PROJECT				