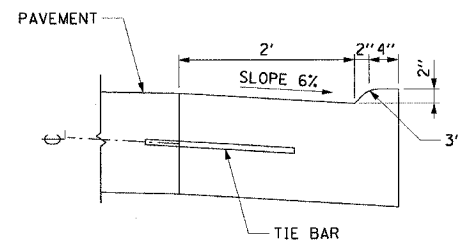
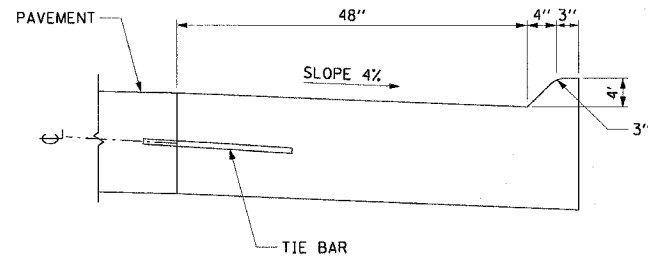


| | | | | |
|-----------------------|-----------------------------------|------------------|--------------|-----------|
| F.A.I. RTE. | SECTION | COUNTY | TOTAL SHEETS | SHEET NO. |
| 90/94 | | COOK | 312 | 221 |
| STA. | TO STA. | | | |
| FED. ROAD DIST. NO. 1 | ILLINOIS | FED. AID PROJECT | | |
| 60A62 | (1919.15, 2021-922 PT1 & PT2) R-1 | | | |

COMB CONC C&G, TY M-2.24 AND M-4.48 (MOD) DETAILS
N.T.S.



TY M-2.24



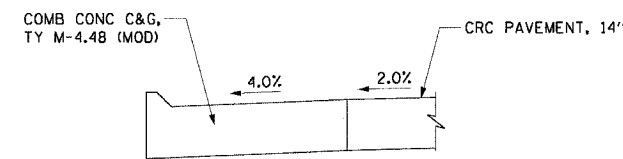
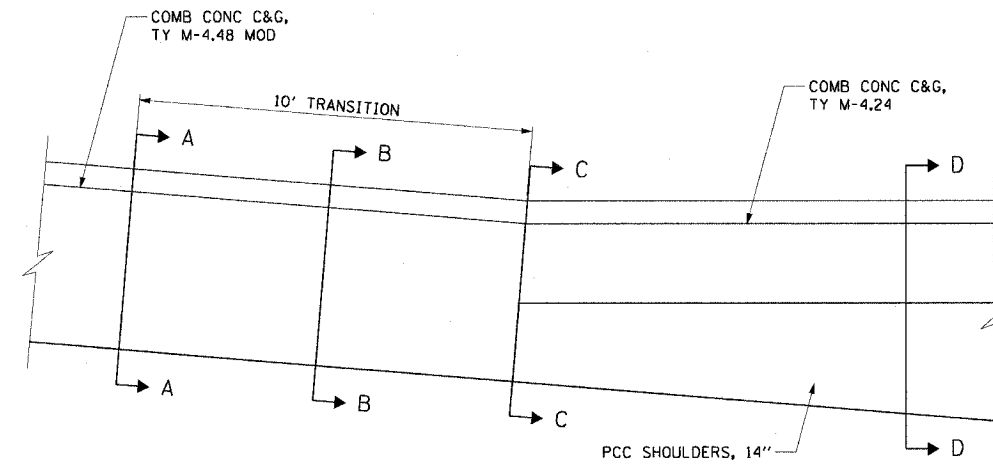
TY M-4.48 (MODIFIED)

NOTES:

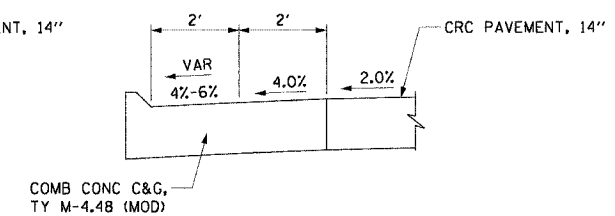
- CONTRACTOR SHALL FOLLOW IDOT HIGHWAY STANDARD 606001 FOR GENERAL NOTES AND PROCEDURES
- TIE BARS SHALL BE INCLUDED IN THE COST OF COMB CONC C&G, TY M-2.24 & TY M-4.48 (MOD).
- FOR THE TY M-2.24 C&G, THE TIE BARS SHALL BE NO. 6 DEFORMED EPOXY, 24" LONG AT 24" C-C.
- FOR THE TY M-4.48 (MOD) C&G, THE TIE BARS SHALL BE NO. 8 DEFORMED EPOXY, 30" LONG AT 24" C-C.

C&G TY M-4.48 (MOD) TRANSITION TO C&G TY M-4.24
N.T.S.

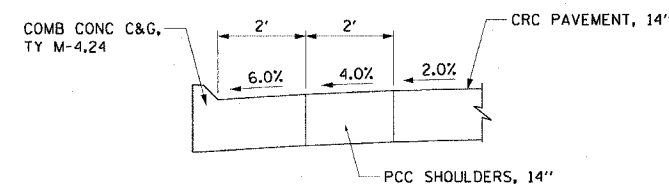
STA 4456+60.04



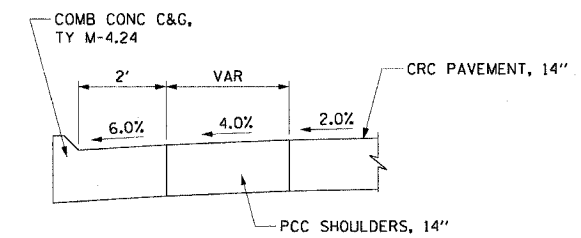
SECTION A-A
N.T.S.



SECTION B-B
N.T.S.



SECTION C-C
N.T.S.



SECTION D-D
N.T.S.

NOTES:

- THE TRANSITION SECTION SHALL BE PAID FOR AS COMB CONC C&G, TY M-4.48 (MOD)
- SEE RDT-14 FOR COMB CONC C&G, TY M-4.48 (MOD) DETAILS.

| REVISIONS | |
|-----------|------|
| NAME | DATE |
| | |
| | |
| | |
| | |
| | |
| | |
| | |
| | |
| | |

RDT-14

ILLINOIS DEPARTMENT OF TRANSPORTATION
F.A.I. 90/94 (DAN RYAN EXPRESSWAY)
63RD STREET TO GARFIELD BLVD (NB LOCAL LANES)

ROADWAY DETAILS
MOUNTABLE CURB & GUTTER DETAILS
TY M-4.48 (MOD) TO TY M-4.24 TRANSITION

SCALE: NONE DRAWN BY: NJH
DATE: June 9, 2006 CHECKED BY: RMG

6/5/2006 9:33:33 AM I:\projects\9094\roadway_details\mcb01\221.dwg