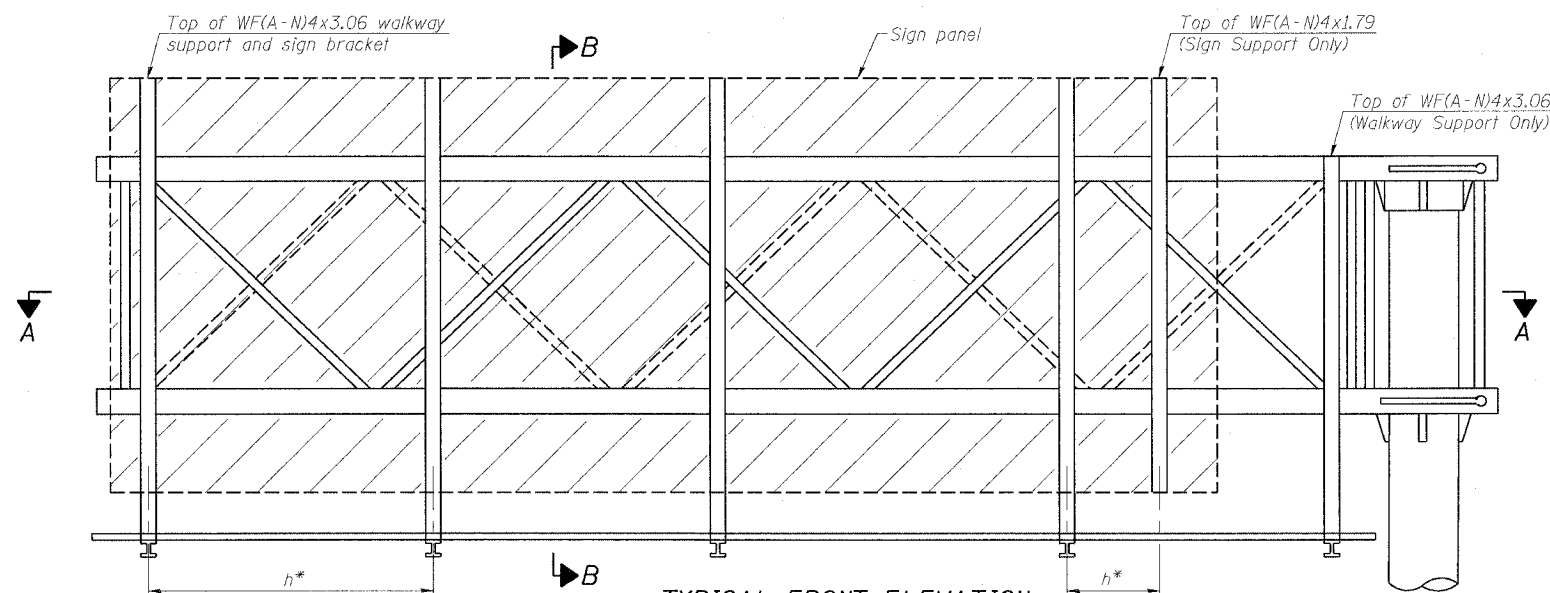
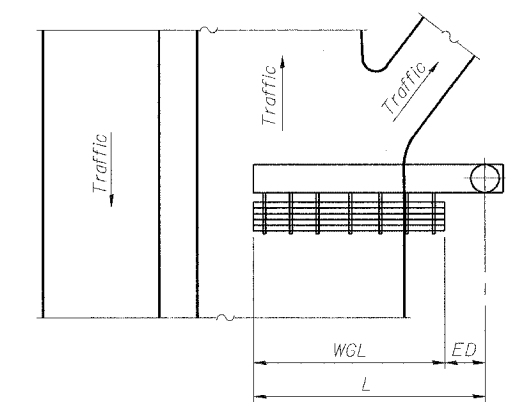


STATE OF ILLINOIS  
DEPARTMENT OF TRANSPORTATION

ROUTE NO.	SECTION	COUNTY	TOTAL SHEETS	SHEET NO.
F.A.I. RTE. 90/94	*	COOK	247	122
FED. ROAD DIST. NO. 1	ILLINOIS	FED. AID PROJECT-		
* (1919.15 & 2021-922 PT.1) R-7				

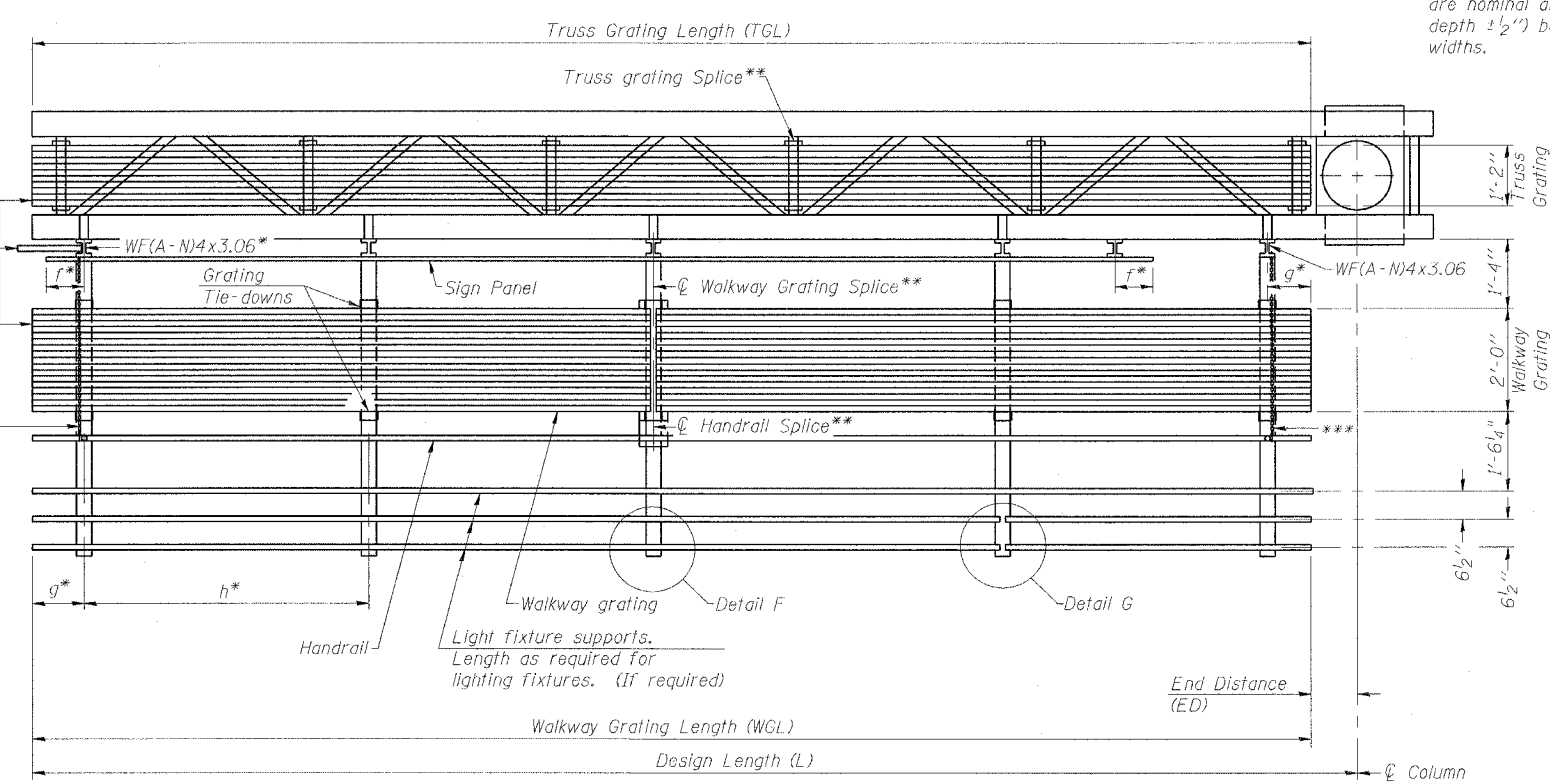


**TYPICAL FRONT ELEVATION**  
With lights and handrail omitted for clarity.



**PLAN WALKWAY AND HANDRAIL SKETCH**  
(Road plan beneath truss varies)

Walkway and truss grating dimensions are nominal and may vary (width ±1/2", depth ±1/2") based on available standard widths.



**SECTION A-A**

Truss grating to facilitate inspection shall run full length of cantilevers. Cost of truss grating is included in Overhead Sign Structure Cantilever.

Handrail and walkway grating shall span a minimum of three brackets between splices.  
\*\* Use and location of handrail or grating splices are optional, based on lengths needed and material availability.

$$TGL = L - \left( \frac{\text{Post O.D.}}{2} + 6'' \right)$$

DESIGNED	- JSS
CHECKED	- MJP
DRAWN	- JSS
CHECKED	- MJP

EXAMINED	20
PASSED	ENGINEER OF STRUCTURAL SERVICES
	ENGINEER OF BRIDGES AND STRUCTURES

NUMBER	REVISION	DATE

Structure Number	Station	WGL	ED	TGL
1C0161094R057.9	3468+00.00	23.0'	5.00'	26.5'

- Notes:  
 \* Space walkway brackets WF(A-N)4x3.06 and sign brackets WF(A-N)4x1.79 for efficiency and within limits shown:  
 f = 12" maximum, 4" minimum (End of sign to center of nearest bracket)  
 g = 12" maximum, 4" minimum (End of walkway to center of nearest bracket)  
 h = 6'-0" maximum (center to center sign and/or walkway support brackets, WF(A-N)4x1.79 or WF(A-N)4x3.06)  
 \*\*\* If walkway bracket at safety chain location is behind sign, add angle to bracket.  
 For details of sign placement, sign/walkway brackets, truss and walkway gratings, grating splices and Section B-B, see Base Sheet OSC-A-7.  
 For details of handrail, handrail splice, safety chain and Details F and G, see Base Sheet OSC-A-8.

**BRACKET TABLE**

Sign Width		Number Brackets Required
Greater Than	Less Than or Equal To	
8'-0"	8'-0"	2
14'-0"	14'-0"	3
20'-0"	20'-0"	4
26'-0"	26'-0"	5
32'-0"	32'-0"	6

**CANTILEVER SIGN STRUCTURES  
ALUMINUM WALKWAY DETAILS  
ALUMINUM TRUSS & STEEL POST**

F.A.I. 90/94 (DAN RYAN EXPRESSWAY)  
63RD STREET TO GARFIELD BLVD (SB LOCAL LANES)  
PROPOSED IMPROVEMENT

6/2/2006 11:25:44 AM