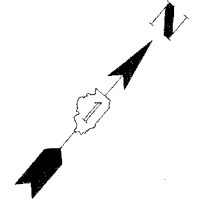
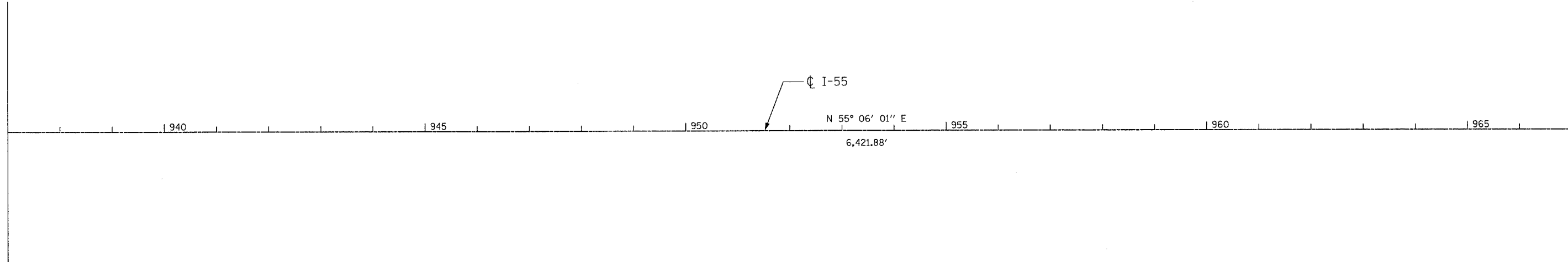


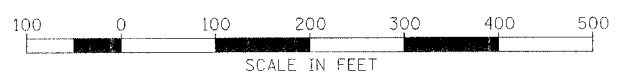
F.A. RTE.	SECTION	COUNTY	TOTAL SHEETS	SHEET NO.
55	2006-032 BY	WILL	505	40
STA. 937+00		TO STA. 967+00		
FED. ROAD DIST. NO.		ILLINOIS FED. AID PROJECT		
ALIGN-15 OF 16				



MATCHLINE STA. 937+00  
SEE ALIGN-14



MATCHLINE STA. 967+00  
SEE ALIGN-16



REVISIONS	
NAME	DATE

ILLINOIS DEPARTMENT OF TRANSPORTATION  
 FAI ROUTE 55  
 US 30 (PLAINFIELD ROAD) TO LILY CACHE SLOUGH

ALIGNMENT, TIES AND  
 BENCHMARKS

SCALE: 1"=100'  
 DATE: 06-30-06

DRAWN BY ALR  
 CHECKED BY RH

FINAL