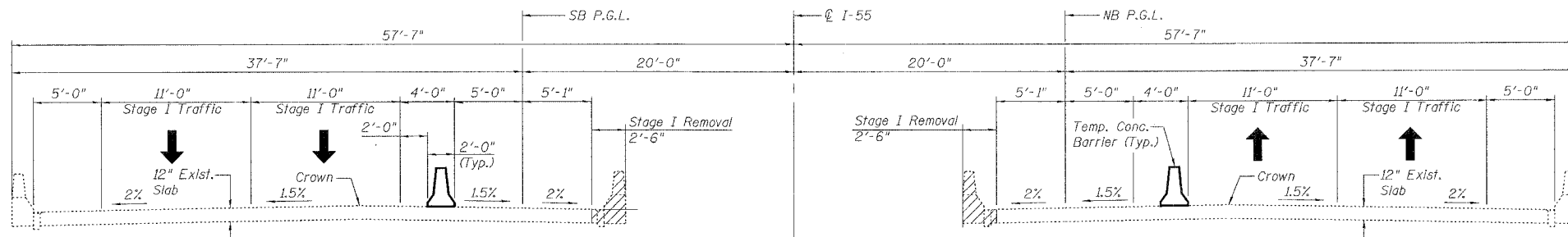


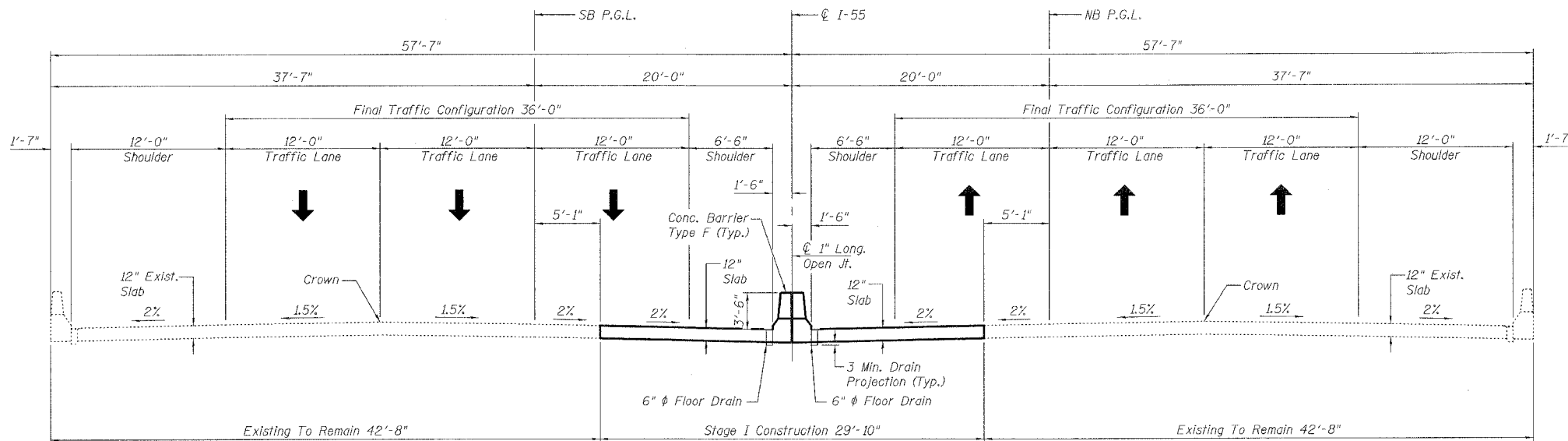
STATE OF ILLINOIS
DEPARTMENT OF TRANSPORTATION

| | | | | | |
|-----------------------|---------|----------|------------------|-------|--------------------------|
| ROUTE NO. | SECTION | COUNTY | SHEET NO. | SHEET | SHEET NO. 3 16 SHEETS |
| FAI-55 | ** | WILL | 505 | 376 | |
| FED. ROAD DIST. NO. 7 | | ILLINOIS | FED. AID PROJECT | | |

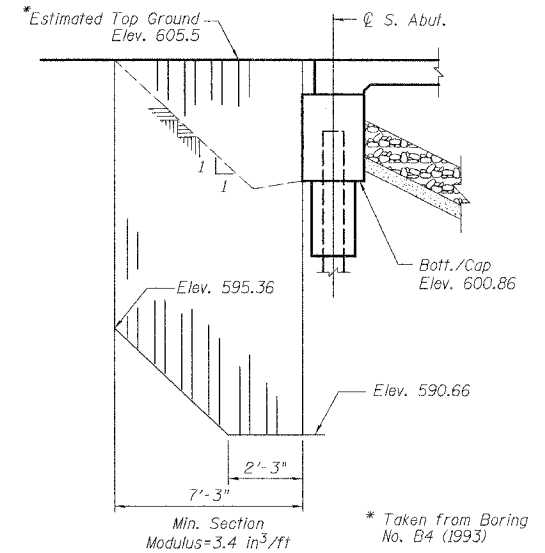
** SECTION 2006-032 BY
CONTRACT NO. 60B86



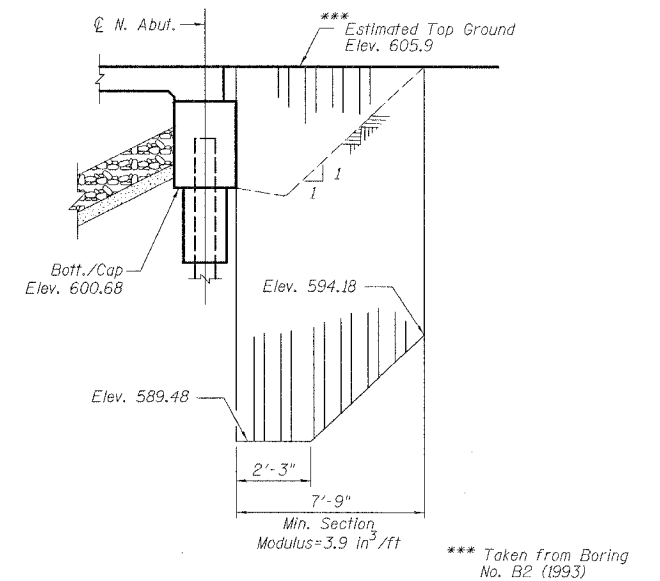
STAGE I REMOVAL



STAGE I CONSTRUCTION / PROPOSED SECTION



TEMPORARY SHEET PILING ELEVATION
AT SOUTH ABUTMENT (NB & SB)
(Measured along PGL)



TEMPORARY SHEET PILING ELEVATION
AT NORTH ABUTMENT (NB & SB)
(Measured along PGL)

NOTES:

1. For Temporary Concrete Barrier, See Sheet No. 13.
2. For location and spacing of Floor Drains, See Sheet Nos. 6 & 7.
3. All Cross Sections are Looking North.

TEMPORARY SHEET PILING NOTES:

1. If the contractor chooses to alter the temporary cantilevered sheet piling design requirements shown on the plan, a design submittal including plan details and calculations will be required for review and acceptance by the engineer.
2. Hard driving may be encountered during the sheet piling installation. The contractor shall provide the appropriate driving equipment for the soil conditions indicated on the boring logs.
3. For locations of Temporary Sheet Piling, see General Plan on Sheet No. 1.

LEGEND

Hatched Area Indicates Concrete Removal

BILL OF MATERIAL

| ITEM | UNIT | TOTAL |
|------------------------|---------|-------|
| Temporary Sheet Piling | Sq. Ft. | 422 |
| Concrete Removal | Cu. Yd. | 31.2 |

| | |
|----------|------------|
| DESIGNED | S.CHELBIAN |
| CHECKED | J.GRAINAWI |
| DRAWN | S.CHELBIAN |
| CHECKED | J.GRAINAWI |

Date: 6/30/2006

STAGE CONSTRUCTION
I-55 OVER MINK CREEK
FAI ROUTE 55-SEC. 2006-032 BY
WILL COUNTY
STA. 630+07.11
STRUCTURE NO. 099-4615 (NB)
STRUCTURE NO. 099-4616 (SB)

