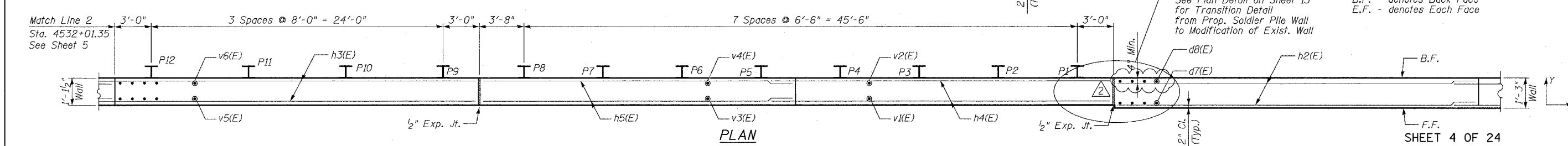
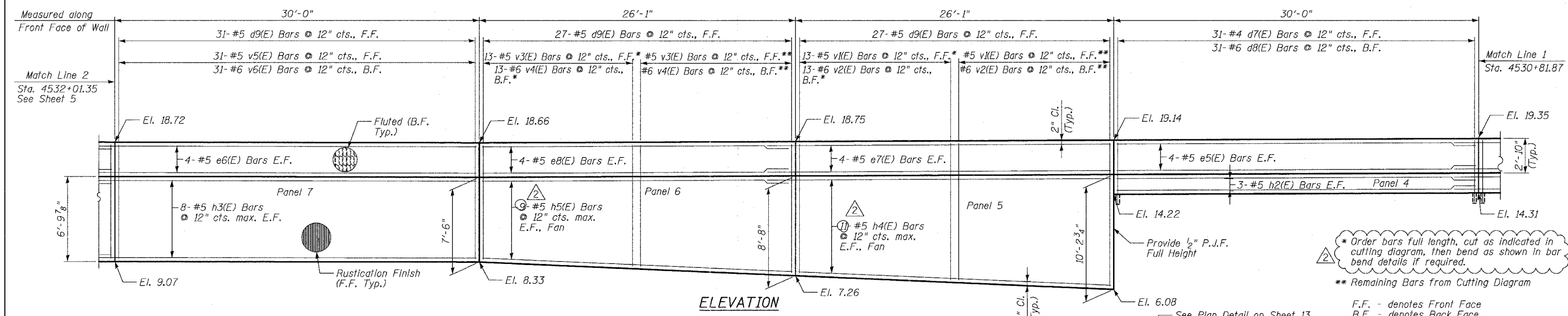
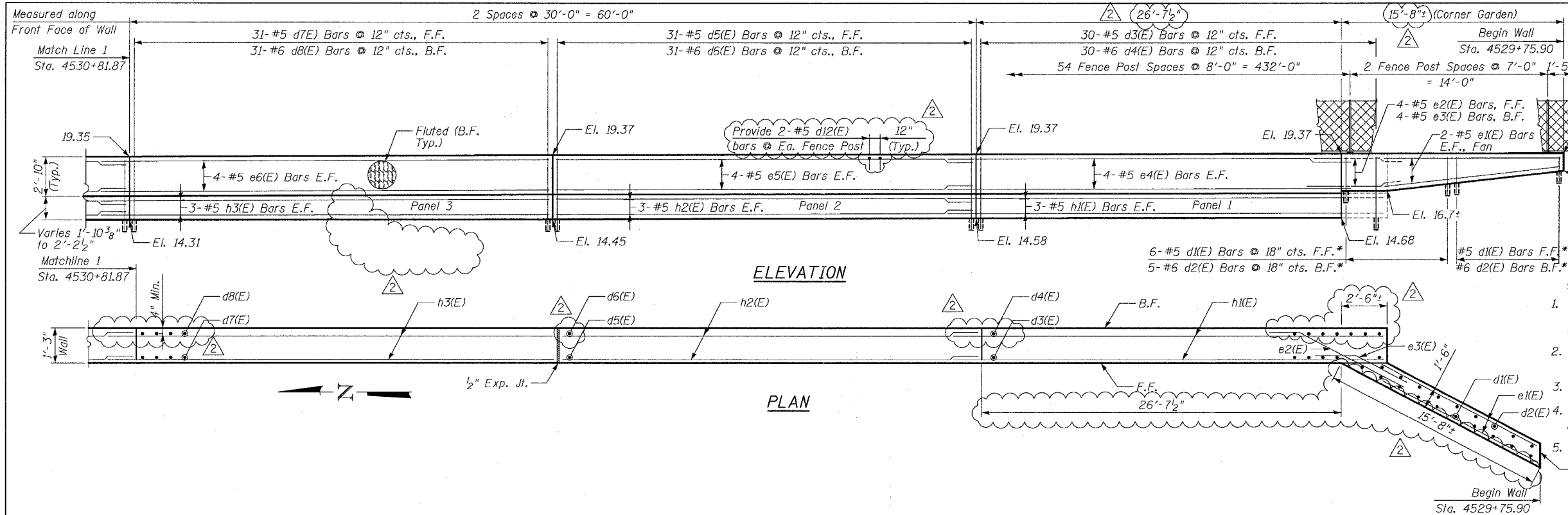


F.A.I.	SECTION	COUNTY	TOTAL SHEETS	SHEET NO.
94/90		COOK	565	376
STA.	TO STA.			
	ILLINOIS FED. AID PROJECT			
62301 *2021-922 PT2 ETC 2324.6-1P1 R-10				



- NOTES:**
- Epoxy grout #6 d2(E), d4(E), d6(E) & d8(E) Bars in drilled holes with a min. depth of 9" in accordance with Art. 584 of the Std. Specs.
 - Facing in Plan Views is scaled 1:2 on an X:Y scale to show reinforcement.
 - See details for reinforcing bar clearances.
 - See Sheet 13 for relationship between proposed and existing piles.
 - Stationing is @ Northbound Local Lanes.
- Provide 1/2" P.J.F. against Exist. Bridge Wing Wall
- Begin Wall Sta. 4529+75.90

* Order bars full length, cut as indicated in cutting diagram, then bend as shown in bar bend details if required.

** Remaining Bars from Cutting Diagram

F.F. - denotes Front Face
 B.F. - denotes Back Face
 E.F. - denotes Each Face

BOWMAN, BARRETT & ASSOCIATES INC.
 CONSULTING ENGINEERS
 Chicago, Illinois
 312.228.0100
 www.bbandainc.com

MIN BAR LAP
 #5 - 2'-2"
 #6 - 2'-7"

REVISIONS		
NAME	DATE	
REVISED	07/13/06	
ADDENDUM 2	8/04/06	

ILLINOIS DEPARTMENT OF TRANSPORTATION
 F.A.I. 94/90 (DAN RYAN EXPRESSWAY)
 GARFIELD BLVD TO 31ST STREET (NB LOCAL LANES)
 COOK COUNTY
 STA. 4529+75.90 TO STA. 4537+30.74
 RETAINING WALL N-47N-R
 WALL DETAILS 1
 S.N. 016-W977

SCALE: NTS
 DATE: JUNE 9, 2006
 DRAWN BY: MTR
 CHECKED BY: BLU

8/10/2006