F.A.I.	SECTION	COUNTY	TOTAL SHEETS	SHEET NO.
94/90	*	COOK	565	381
STA.		TO STA.		
FED. ROAD DIST. NO.	ILLINOIS	FED. AID PROJECT		

62301 *(2021-922 PT2 ETC 2324.6-1P) R-10

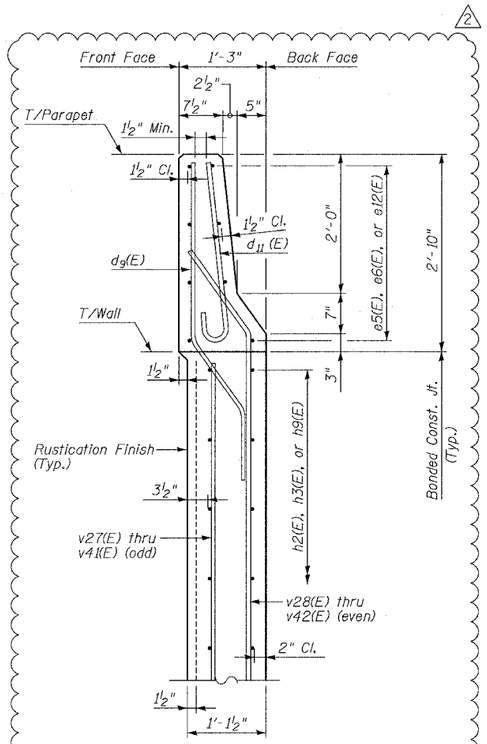

SECTION THRU
F-SHAPE PARAPET

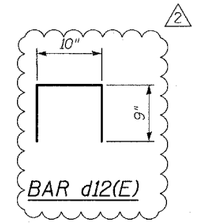

BAR d12(E)

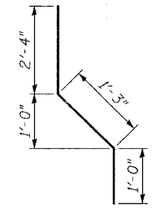

BAR d9(E)

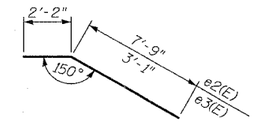

BARS e2(E) & e3(E)

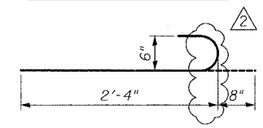

BAR d11(E)

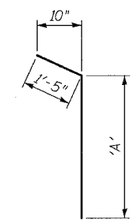

BARS v26, v40(E) & v42(E)

Bar	'A'
v26(E)	8'-9"
v40(E)	4'-1"
v42(E)	3'-11"

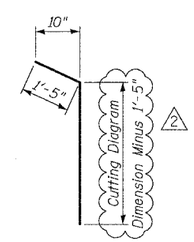

**BARS v28(E), v30(E), v32(E), v34(E), v36(E) & v38(E)

** Cut bars v28(E), v30(E), v32(E), v34(E), v36(E), & v38(E) according to Cutting Diagram, then bend according to Bar Bend Detail.

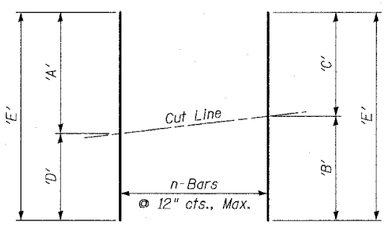

* BAR CUTTING DIAGRAM

* Order bars d1(E), d2(E), v1(E) thru v4(E) and v27(E), v29(E), v31(E), v33(E), v35(E) and v37(E) fulll length, cut as shown and use remainder where indicated.

TABLE OF DIMENSIONS

Bar	'A'	'B'	'C'	'D'	'E'	n
d1(E)	2'-4"	1'-8"	1'-7"	11"	3'-3"	6
d2(E)	3'-4"	2'-8"	2'-6"	1'-10"	5'-2"	5
v1(E)	9'-10"	9'-2"	9'-0"	8'-4"	18'-2"	13
v2(E)	12'-8"	12'-0"	11'-10"	11'-2"	23'-10"	13
v3(E)	8'-4"	7'-9"	7'-9"	7'-2"	15'-6"	13
v4(E)	11'-2"	10'-7"	10'-7"	10'-0"	21'-2"	13
v27(E)	8'-5"	8'-3"	8'-2"	8'-0"	16'-5"	15
v28(E)	10'-1"	9'-11"	9'-10"	9'-8"	19'-9"	15
v29(E)	8'-0"	7'-8"	7'-8"	7'-4"	15'-4"	15
v30(E)	9'-8"	9'-4"	9'-4"	9'-0"	18'-8"	15
v31(E)	7'-4"	6'-10"	6'-10"	6'-4"	13'-8"	15
v32(E)	9'-0"	8'-6"	8'-6"	8'-0"	17'-0"	15
v33(E)	6'-4"	5'-11"	5'-10"	5'-5"	11'-9"	15
v34(E)	8'-0"	7'-7"	7'-6"	7'-1"	15'-1"	15
v35(E)	5'-5"	5'-0"	4'-11"	4'-6"	9'-11"	15
v36(E)	7'-1"	6'-8"	6'-7"	6'-2"	13'-3"	15
v37(E)	4'-6"	4'-4"	4'-3"	4'-1"	8'-7"	15
v38(E)	6'-2"	6'-0"	6'-0"	5'-10"	12'-0"	15

BILL OF MATERIAL

	Bar	No.	Size	Length	Shape
*	d1(E)	6	#5	3'-3"	
*	d2(E)	5	#6	5'-2"	
	d3(E)	30	#5	4'-5"	
	d4(E)	30	#6	5'-4"	
	d5(E)	31	#5	4'-6"	
	d6(E)	31	#6	5'-5"	
	d7(E)	62	#5	4'-7"	
	d8(E)	62	#6	5'-6"	
	d9(E)	635	#5	4'-7"	
	d10(E)	9	#6	5'-5"	
	d11(E)	253	#6	3'-0"	
	d12(E)	128	#5	2'-4"	
	e1(E)	4	#5	11'-6"	
	e2(E)	4	#5	9'-11"	
	e3(E)	4	#5	5'-3"	
	e4(E)	8	#5	31'-1½"	
	e5(E)	48	#5	29'-8"	
	e6(E)	96	#5	32'-2"	
	e7(E)	8	#5	28'-3"	
	e8(E)	8	#5	25'-9"	
	e9(E)	16	#5	22'-2"	
	e10(E)	8	#5	19'-8"	
	e11(E)	8	#5	25'-10"	
	e12(E)	8	#5	25'-4"	
	h1(E)	6	#5	31'-4"	
	h2(E)	74	#5	29'-8"	
	h3(E)	176	#5	32'-2"	
	h4(E)	22	#5	28'-3"	
	h5(E)	18	#5	25'-9"	
	h6(E)	36	#5	22'-2"	
	h7(E)	18	#5	19'-8"	
	h8(E)	20	#5	25'-10"	
	h9(E)	10	#5	25'-4"	
*	v1(E)	13	#5	18'-2"	
*	v2(E)	13	#6	23'-10"	
*	v3(E)	13	#5	15'-6"	
*	v4(E)	13	#6	21'-2"	
	v5(E)	62	#5	6'-7"	
	v6(E)	62	#6	9'-5"	
	v7(E)	31	#5	6'-6"	
	v8(E)	31	#6	9'-4"	
	v9(E)	31	#5	6'-10"	
	v10(E)	31	#6	9'-8"	
	v11(E)	31	#5	7'-0"	
	v12(E)	31	#6	9'-10"	
	v13(E)	31	#5	7'-3"	
	v14(E)	31	#6	10'-1"	
	v15(E)	31	#5	7'-6"	
	v16(E)	31	#6	10'-4"	
	v17(E)	21	#5	7'-8"	
	v18(E)	21	#6	10'-6"	

	Bar	No.	Size	Length	Shape
	v19(E)	21	#5	7'-10"	
	v20(E)	21	#6	10'-8"	
	v21(E)	21	#5	8'-0"	
	v22(E)	21	#6	10'-10"	
	v23(E)	58	#5	8'-4"	
	v24(E)	39	#6	11'-2"	
	v25(E)	9	#6	8'-7"	
	v26(E)	10	#6	10'-2"	
*	v27(E)	15	#5	16'-5"	
**	v28(E)	15	#6	19'-9"	
*	v29(E)	15	#5	15'-4"	
**	v30(E)	15	#6	18'-8"	
*	v31(E)	15	#5	13'-8"	
**	v32(E)	15	#6	17'-0"	
*	v33(E)	15	#5	11'-9"	
**	v34(E)	15	#6	15'-1"	
*	v35(E)	15	#5	9'-11"	
**	v36(E)	15	#6	13'-3"	
*	v37(E)	15	#5	8'-7"	
**	v38(E)	15	#6	12'-0"	
	v39(E)	31	#5	3'-10"	
	v40(E)	31	#6	5'-6"	
	v41(E)	26	#5	3'-8"	
	v42(E)	26	#6	5'-4"	

Reinforcement Bars, Epoxy Coated	Pound	36,920
Concrete Structures	Cu. Yd.	188.8
Concrete Superstructure	Cu. Yd.	85.6
Chain Link Fence, 42" Attached to Structure (Special)	Foot	470
Chain Link Gate Assembly (Special)	Each	1
Rustication Finish	Sq. Ft.	4,352
Protective Coat	Sq. Yd.	686

SHEET 9 OF 24

REVISIONS	
NAME	DATE
ADDENDUM 2	8/04/06

ILLINOIS DEPARTMENT OF TRANSPORTATION
F.A.I. 94/90 (DAN RYAN EXPRESSWAY)
GARFIELD BLVD TO 31ST STREET (NB LOCAL LANES)
COOK COUNTY
STA. 4529+75.90 TO STA. 4537+30.74
RETAINING WALL N-47N-R
BILL OF MATERIAL
S.N. 016-W977

SCALE: NTS DRAWN BY: MTR
DATE: JUNE 9, 2006 CHECKED BY: BLU

BOWMAN, BARRETT & ASSOCIATES INC.
CONSULTING ENGINEERS
Chicago, Illinois
312.228.0100
www.bbandsinc.com

N:\560\cadd\dgn\NRWRET AINING WALLS\560_IBSwr14FNR_04.dgn
8/10/2006 3:26:35 PM