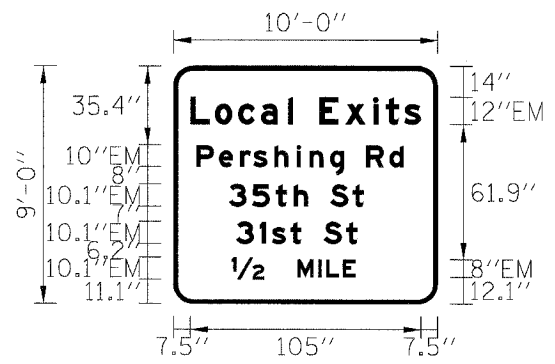


SIGN DETAIL  
1:100



|               |  |
|---------------|--|
| SIGN NUMBER   | name   |
| WIDTH x HGHT. | 10'-0" x 9'-0"                               |
| BORDER WIDTH  | 2"   |
| CORNER RADIUS | 9"   |
| MOUNTING      | GM   |
| BACKGROUND    | TYPE: Reflective<br>COLOR: Green             |
| LEGEND/BORDER | TYPE: Reflective<br>COLOR: White /Pure White |

| SYMBOL | X | Y | WID | HT |
|--------|---|---|-----|----|
|        |   |   |     |    |
|        |   |   |     |    |
|        |   |   |     |    |
|        |   |   |     |    |
|        |   |   |     |    |
|        |   |   |     |    |
|        |   |   |     |    |
|        |   |   |     |    |
|        |   |   |     |    |
|        |   |   |     |    |

Panel Style: guide\_exp\_advance\_b.ssi  
Dimensions are in inches.tenths

Letter locations are panel edge to lower left corner

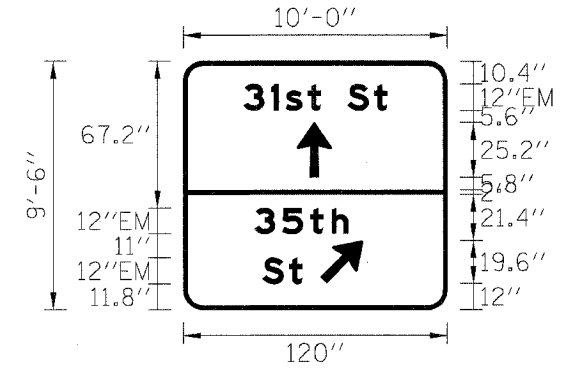
| LETTER POSITIONS (X) |      |      |      |      |      |      |      |      |      |       |  | LENGTH | SERIES/SIZE |  |            |
|----------------------|------|------|------|------|------|------|------|------|------|-------|--|--------|-------------|--|------------|
| L                    | o    | c    | a    | i    |      | E    | x    | i    | t    | s     |  |        |             |  | EM129      |
| 7.5                  | 18.8 | 29.3 | 39.7 | 51.9 | 54.2 | 66.2 | 78   | 90.7 | 96.4 | 104.9 |  |        |             |  | 105        |
| P                    | e    | r    | s    | h    | i    | n    | g    |      | R    | d     |  |        |             |  | EM107.5    |
| 10.2                 | 20.6 | 30.2 | 36.3 | 45.7 | 55.9 | 61.7 | 71.1 | 77.5 | 87.5 | 98.1  |  |        |             |  | 94.3       |
| 3                    | 5    | t    | h    |      | S    | t    |      |      |      |       |  |        |             |  | EM10.17.6  |
| 25                   | 35.7 | 46.4 | 54.6 | 61.1 | 71.2 | 81.4 | 86.4 |      |      |       |  |        |             |  | 62.1       |
| 3                    | 1    | s    | t    |      | S    | t    |      |      |      |       |  |        |             |  | EM10.17.6  |
| 28.4                 | 39.1 | 44.7 | 53.1 | 58.1 | 68.2 | 78.4 | 83.5 |      |      |       |  |        |             |  | 55.8       |
| 12                   | M    | I    | L    | E    |      |      |      |      |      |       |  |        |             |  | EM10.1.EM8 |
| 26.4                 | 56.2 | 65.6 | 69.3 | 76.8 |      |      |      |      |      |       |  |        |             |  | 56.2       |

|                     |                            |                  |              |           |
|---------------------|----------------------------|------------------|--------------|-----------|
| F.A.I. RTE.         | SECTION                    | COUNTY           | TOTAL SHEETS | SHEET NO. |
| 94/90               | •                          | COOK             | 565          | 122       |
| STA.                | TO STA.                    |                  |              |           |
| FED. ROAD DIST. NO. | ILLINOIS                   | FED. AID PROJECT |              |           |
| 62301               | •(B18, ETC, 2324.6-1P/R-10 |                  |              |           |

|               |  |
|---------------|--|
| SIGN NUMBER   | name   |
| WIDTH x HGHT. | 10'-0" x 9'-6"                               |
| BORDER WIDTH  | 2"   |
| CORNER RADIUS | 9"   |
| MOUNTING      | GM   |
| BACKGROUND    | TYPE: Reflective<br>COLOR: Green             |
| LEGEND/BORDER | TYPE: Reflective<br>COLOR: White /Pure White |

| SYMBOL | X    | Y    | WID | HT   |
|--------|------|------|-----|------|
| ARMED  | 51.6 | 60.7 | 16  | 25.2 |
| ARMED  | 62.1 | 12   | 16  | 25.2 |
|        |      |      |     |      |
|        |      |      |     |      |
|        |      |      |     |      |
|        |      |      |     |      |
|        |      |      |     |      |
|        |      |      |     |      |
|        |      |      |     |      |
|        |      |      |     |      |

SIGN DETAIL  
1:100

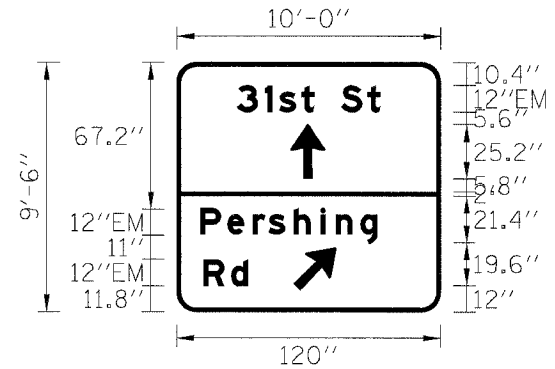


Panel Style: guide\_exp\_advance\_b.ssi  
Dimensions are in inches.tenths

Letter locations are panel edge to lower left corner

| LETTER POSITIONS (X) |      |      |      |      |      |      |  |  |  |  |  | LENGTH | SERIES/SIZE |  |       |
|----------------------|------|------|------|------|------|------|--|--|--|--|--|--------|-------------|--|-------|
| 3                    | 1    | s    | t    |      | S    | t    |  |  |  |  |  |        |             |  | EM129 |
| 27.3                 | 39.9 | 46.6 | 56.6 | 62.6 | 74.6 | 86.7 |  |  |  |  |  |        |             |  | 65.4  |
| 3                    | 5    | t    | h    |      |      |      |  |  |  |  |  |        |             |  | EM129 |
| 32.2                 | 44.9 | 57.6 | 67.4 |      |      |      |  |  |  |  |  |        |             |  | 42.8  |
| S                    | t    |      |      |      |      |      |  |  |  |  |  |        |             |  | EM129 |
| 35.9                 | 48   |      |      |      |      |      |  |  |  |  |  |        |             |  | 18.1  |

SIGN DETAIL  
1:100



|               |  |
|---------------|--|
| SIGN NUMBER   | name   |
| WIDTH x HGHT. | 10'-0" x 9'-6"                               |
| BORDER WIDTH  | 2"   |
| CORNER RADIUS | 9"   |
| MOUNTING      | GM   |
| BACKGROUND    | TYPE: Reflective<br>COLOR: Green             |
| LEGEND/BORDER | TYPE: Reflective<br>COLOR: White /Pure White |

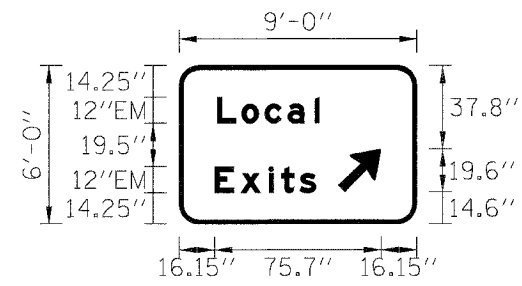
| SYMBOL | X    | Y    | WID | HT   |
|--------|------|------|-----|------|
| ARMED  | 51.6 | 60.7 | 16  | 25.2 |
| ARMED  | 53   | 9.9  | 16  | 25.2 |
|        |      |      |     |      |
|        |      |      |     |      |
|        |      |      |     |      |
|        |      |      |     |      |
|        |      |      |     |      |
|        |      |      |     |      |
|        |      |      |     |      |
|        |      |      |     |      |

Panel Style: guide\_exp\_advance\_b.ssi  
Dimensions are in inches.tenths

Letter locations are panel edge to lower left corner

| LETTER POSITIONS (X) |      |      |      |      |      |      |      |      |  |  |  | LENGTH | SERIES/SIZE |  |       |
|----------------------|------|------|------|------|------|------|------|------|--|--|--|--------|-------------|--|-------|
| 3                    | 1    | s    | t    |      | S    | t    |      |      |  |  |  |        |             |  | EM129 |
| 27.3                 | 39.9 | 46.6 | 56.6 | 62.6 | 74.6 | 86.7 |      |      |  |  |  |        |             |  | 65.4  |
| P                    | e    | r    | s    | h    | i    | n    | g    |      |  |  |  |        |             |  | EM129 |
| 10.5                 | 23   | 34.4 | 41.8 | 53.1 | 65.3 | 72.2 | 83.6 | 91.3 |  |  |  |        |             |  | 81.6  |
| R                    | d    |      |      |      |      |      |      |      |  |  |  |        |             |  | EM129 |
| 12                   | 24.7 |      |      |      |      |      |      |      |  |  |  |        |             |  | 20.4  |

SIGN DETAIL  
1:100



Panel Style: guide\_exp\_advance\_b.ssi  
Dimensions are in inches.tenths

Letter locations are panel edge to lower left corner

| LETTER POSITIONS (X) |      |      |      |      |  |  |  |  |  |  |  | LENGTH | SERIES/SIZE |  |       |
|----------------------|------|------|------|------|--|--|--|--|--|--|--|--------|-------------|--|-------|
| L                    | o    | c    | a    | i    |  |  |  |  |  |  |  |        |             |  | EM129 |
| 17.1                 | 28.4 | 38.9 | 49.3 | 61.6 |  |  |  |  |  |  |  |        |             |  | 46.7  |
| E                    | x    | i    | t    | s    |  |  |  |  |  |  |  |        |             |  | EM129 |
| 16.1                 | 27.9 | 40.6 | 46.3 | 54.8 |  |  |  |  |  |  |  |        |             |  | 46.3  |

|               |  |
|---------------|--|
| SIGN NUMBER   | name   |
| WIDTH x HGHT. | 9'-0" x 6'-0"                                |
| BORDER WIDTH  | 2"   |
| CORNER RADIUS | 9"   |
| MOUNTING      | GM   |
| BACKGROUND    | TYPE: Reflective<br>COLOR: Green             |
| LEGEND/BORDER | TYPE: Reflective<br>COLOR: White /Pure White |

| SYMBOL | X    | Y    | WID | HT   |
|--------|------|------|-----|------|
| ARMED  | 72.3 | 14.6 | 16  | 25.2 |
|        |      |      |     |      |
|        |      |      |     |      |
|        |      |      |     |      |
|        |      |      |     |      |
|        |      |      |     |      |
|        |      |      |     |      |
|        |      |      |     |      |
|        |      |      |     |      |
|        |      |      |     |      |

| REVISIONS |      |
|-----------|------|
| NAME      | DATE |
|           |      |
|           |      |
|           |      |
|           |      |
|           |      |
|           |      |
|           |      |
|           |      |
|           |      |
|           |      |