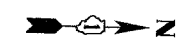
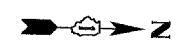
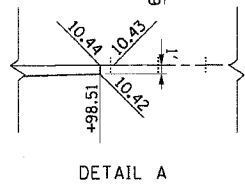
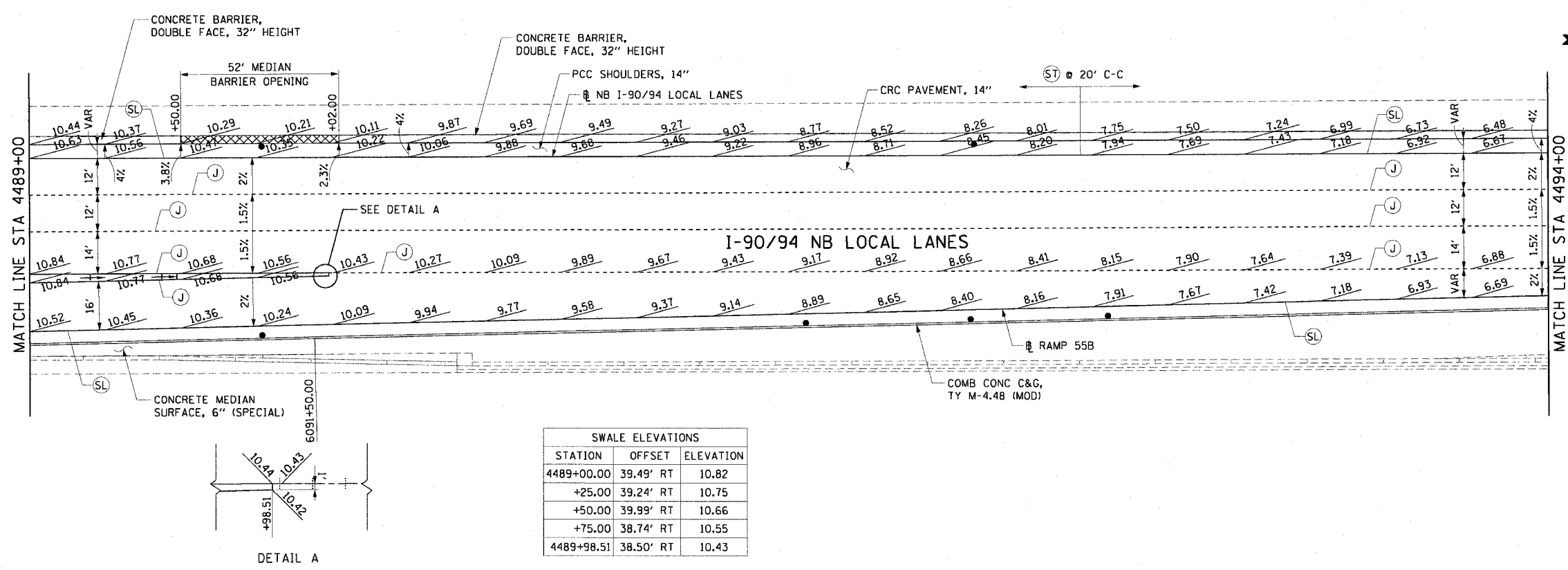


F.A.I. RTE.	SECTION	COUNTY	TOTAL SHEETS	SHEET NO.
90/94	*	COOK	565	209
STA. 4489+00 TO STA. 4499+00				
FED. ROAD DIST. NO. 1 ILLINOIS FED. AID PROJECT				
62301 • (2021-922 PT2 ETC 2324.6-1P) R-10				




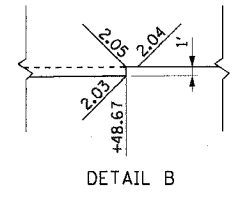

LEGEND:

- ⊙ LONGITUDINAL CURB AND GUTTER JOINT - NO. 6 EPOXY COATED TIE BARS, 24" LONG AT 24" C-C
- ⊙ SAWED TRANSVERSE CONTRACTION JOINT
- ⊙ TRANSVERSE EXPANSION JOINT
- ⊙ NO BARS, KEYED LONGITUDINAL CONSTRUCTION JOINT WITH ALL KEYS FACING ONE DIRECTION ALONG INSIDE EDGE OF RAMP PAVEMENT AND SURROUNDING GORE
- ⊙ LONGITUDINAL SAWED JOINT - NO. 6 EPOXY COATED TIE BARS, 30" LONG AT 30" C-C
- ⊙ LONGITUDINAL CONSTRUCTION JOINT - NO. 8 EPOXY COATED TIE BARS, 24" LONG AT 24" C-C
- ⊙ LONGITUDINAL SHOULDER CONSTRUCTION JOINT - NO. 8 EPOXY COATED TIE BARS, 30" LONG AT 24" C-C
- ⊙ TRANSVERSE SHOULDER CONTRACTION JOINT
- ↔ SWALE



NOTES:

1. SEE ALIGNMENT AND TIES SHEETS FOR CURVE INFORMATION.
2. SEE ROADWAY PLAN SHEETS FOR BEGINNING AND END TAPER STATIONS AND TAPER RATES.
3. PAVEMENT ELEVATIONS ARE SHOWN AT 25' INTERVALS.
4. SEE ROADWAY DETAIL RDT-8 FOR THE TYING OF THE MEDIAN BARRIER BASE TO THE PCC SHOULDER.
5. AT THE MEDIAN BARRIER OPENING, THE ELEVATION OF THE LOCAL LANE EDGE OF SHOULDER SHALL MATCH THE ELEVATION OF THE EXPRESS LANE EDGE OF SHOULDER.



REVISIONS	
NAME	DATE

ILLINOIS DEPARTMENT OF TRANSPORTATION
 F.A.I. 90/94 (DAN RYAN EXPRESSWAY)
 GARFIELD BLVD TO 31ST STREET (NB LOCAL LANES)
 PAVEMENT JOINTING AND ELEVATION PLANS

SCALE: 1"=20'
 DATE: June 9, 2006

DRAWN BY: PHP
 CHECKED BY: NJH