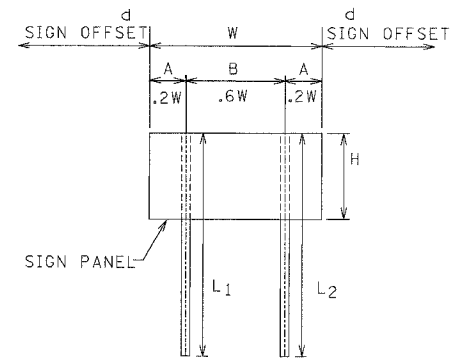
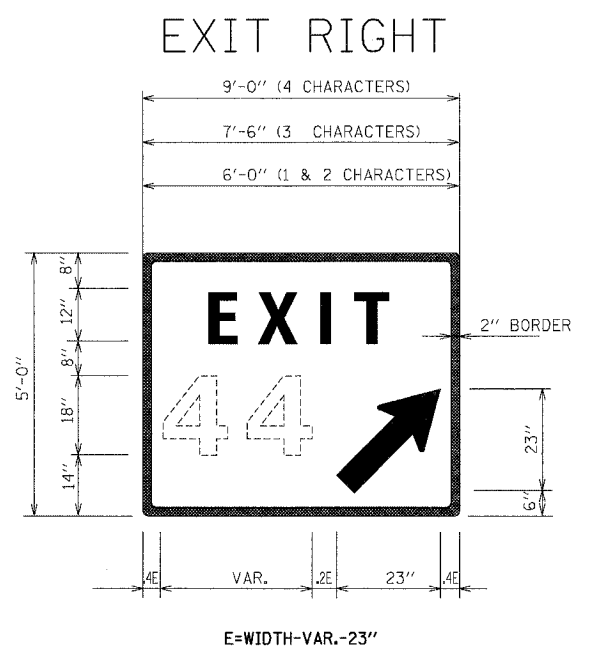


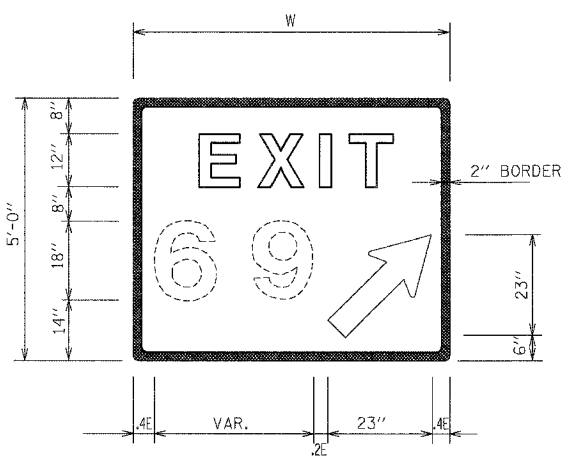
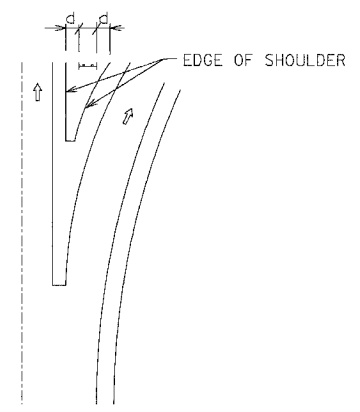
ROUTE	SIGN NO.	STATION	SIGN PANEL			SIZE	POSTS						DISTANCES			QUANTITIES		REMARKS				
			H	W	NO.		L <sub>1</sub>	L <sub>2</sub>	L <sub>3</sub>						A	B	C		STRUCT. STEEL LBS.	CONCRETE CU. YDS.		
I-90/94	PS04-05	4549+50	5	9	2	6"X6" WOOD	18	18	-							1.80	5.40	-	-	-	EXIT "56A"	
	PS05-04	4574+40	5	9	2	6"X6" WOOD	18	18	-							1.80	5.40	-	-	-	EXIT "55B"	
	PS06-02	4587+22	5	9	2	6"X6" WOOD	18	18	-							1.80	5.40	-	-	-	EXIT "55A"	
	PS08-01	4629+38	5	7.5	2	6"X6" WOOD	18	18	-							1.80	5.40	-	-	-	EXIT "54"	

**NOTES:**

1. CONTRACTOR AND RESIDENT ENGINEER SHALL DETERMINE EXACT LENGTHS REQUIRED BEFORE ORDERING SUPPORTS.
2. RESIDENT ENGINEER TO DETERMINE FINAL PLACEMENT OF EXIT SIGNS.
3. THE MINIMUM CLEAR HEIGHT IS 7'-0".



TYPICAL 2 POST EXIT PANEL



DIGITS	W	d
1 OR 2	6'-0"	2'-0"
3	7'-6"	1'-3"

E=WIDTH-VAR.-23"

GORE SIGNS

REVISIONS		ILLINOIS DEPARTMENT OF TRANSPORTATION F.A.I. 94/90 (DAN RYAN EXPRESSWAY) GARFIELD BLVD TO 31ST ST (NB LOCAL LANES)  GROUND MOUNT EXIT SIGN
NAME	DATE	

n:\660\cadd\ex11\B\SHEETS\Ext sign.sht 6/7/2006