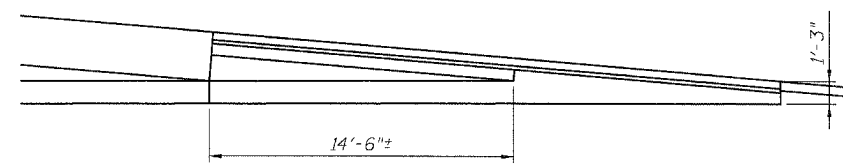
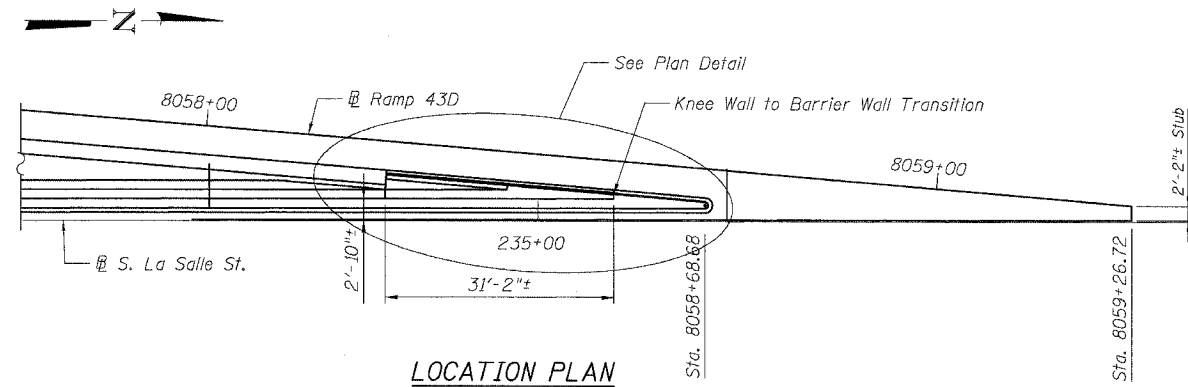
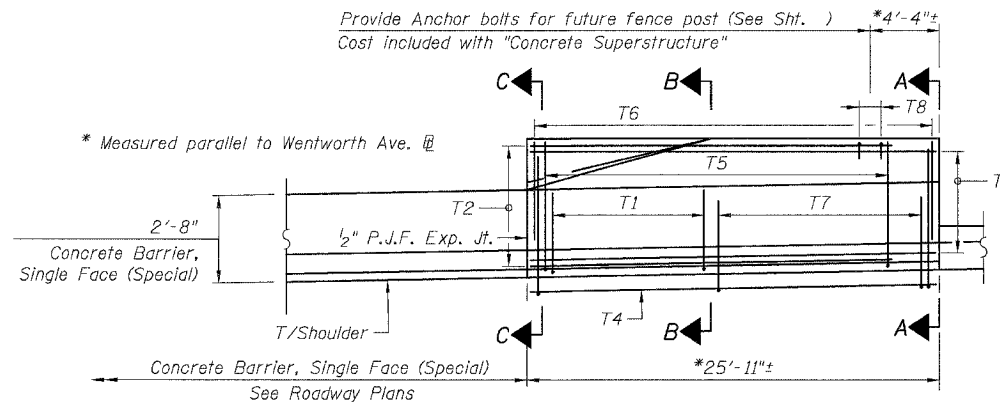


F.A.I. SECTION	COUNTY	TOTAL SHEETS	SHEET NO.
94/90	COOK	565	425
STA.	TO STA.		
FED. ROAD DIST. NO.	ILLINOIS FED. AID PROJECT		
62301	(2021-922 PT2 ETC 2324.6-1P) R-10		



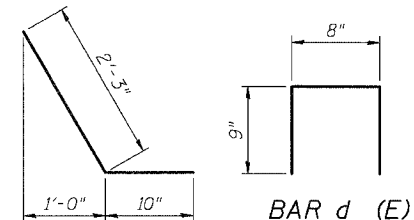
PLAN DETAIL



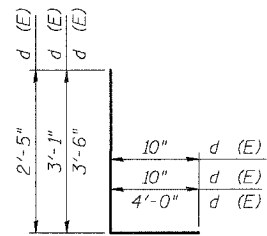
BARRIER/KNEE WALL ELEVATION (LOOKING WEST)

BILL OF MATERIAL

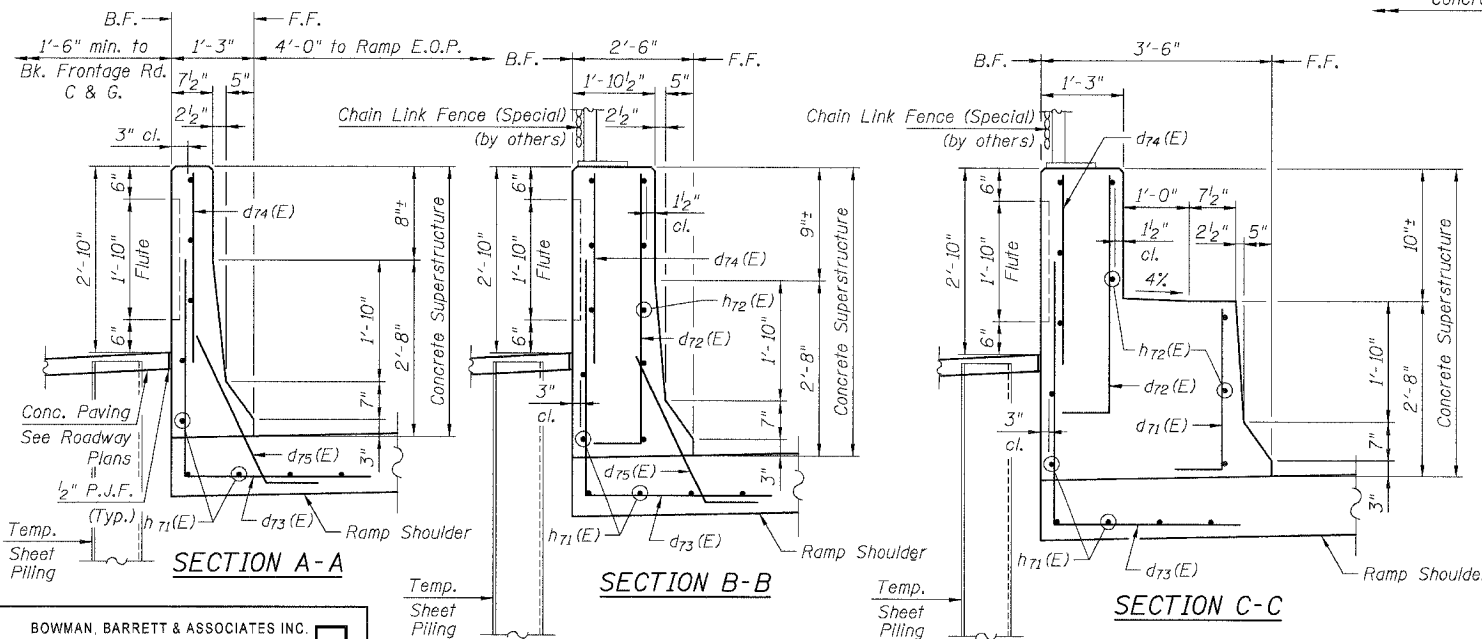
Bar	No.	Size	Length	Shape
d (E)		#5		—
d (E)		#5		—
d (E)		#6		—
d (E)		#6		—
d (E)		#5		—
d (E)		#5		—
h (E)		#4		—
h (E)		#4		—
Concrete Superstructure			Cu. Yd.	
Reinforcement Bars, Epoxy Coated			Pound	
Temporary Sheet Piling			Sq. Ft.	
Protective Coat			Sq. Yd.	
Rustication Finish			Sq. Ft.	



BAR d (E)



BARS d (E), d72(E) and d73(E)



TRANSITION REINF. SCHEDULE

- T1: 12- #5 d71 (E) bars @ 12" cts. F.F.
- T2: 5- #4 h72(E) bars @ 12" cts. F.F.
- T3: 5- #4 h71 (E) bars @ 12" cts. B.F.
- T4: 4- #4 h71 (E) bars @ 12" cts. (Bottom of Ramp Shoulder)
- T5: 24- #5 d72 (E) bars @ 12" cts. F.F.
- T6: 27- #6 d73 (E) & d74 (E) bars @ 12" cts. B.F.
- T7: 15- #5 d75 (E) bars @ 12" cts. F.F.
- T8: 2- #5 d76 (E) bars @ 12"

- NOTES**
- F.F. and B.F. denote Front Face and Back Face of transition, respectively.
 - See Roadway Plans for details regarding Ramp Shoulder construction.
 - See Roadway Plans for details of PCC Shoulder, 11" (Special) & Concrete Barrier, Single Face (Special).
 - See Sheet SD
 - Knee Wall/Barrier Transition shall be paid as "Concrete Superstructure", "Reinforcement Bars, Epoxy Coated", "Rustication Finish" and "Protective Coat".

REVISONS		DATE
NAME		

SHEET SD11 OF SD11

ILLINOIS DEPARTMENT OF TRANSPORTATION
F.A.I. 94/90 (DAN RYAN EXPRESSWAY)
GARFIELD BLVD TO 31ST STREET (NB LOCAL LANES)

KNEE WALL/BARRIER TRANSITION AT RAMP 43D

SCALE: NTS DRAWN BY: MTR
DATE: JUNE 9, 2005 CHECKED BY: BLU

BOWMAN, BARRETT & ASSOCIATES INC.
CONSULTING ENGINEERS
Chicago, Illinois
312.228.0100
www.bbainc.com