F.A.I. RTE.	SECTION	COUNTY	TOTAL SHEETS	SHEET NO.
90/94	*	COOK	588	252
STA.	TO STA.			
FED. ROAD DIST. NO. 1	ILLINOIS	FED. AID PROJECT		

62303 • (2021-922 PT2 ETC 2324.6-1P) R-11

P:\P4046\CNTNG\Cntrs 18 & 19\Sfn\Cntr 19\Sighing\SS190022A.sfn

SIGN DETAIL

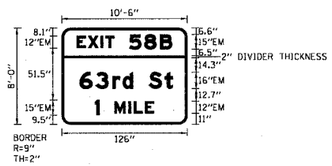

SIGN NUMBER	1S016I094R057.4 LT
WIDTH x HEIGHT	10'-6" x 8'-0"
BORDER WIDTH	2"
CORNER RADIUS	9"
MOUNTING	OVERHEAD
BACKGROUND	TYPE: REFLECTIVE
	COLOR: GREEN
LEGEND/BORDER	TYPE: REFLECTIVE
	COLOR: WHITE

SYMBOL	X	Y	WID	HT

DIMENSIONS ARE IN INCHES.TENTHS LETTER LOCATIONS ARE PANEL EDGE TO LOWER LEFT CORNER

LETTER POSITIONS (X)																LENGTH	SERIES, SIZE
E	X	I	T	5	8	B										95.7	EM12,EM15
15.2	26.5	39.3	44.1	67.9	83	98.9											
6	3	r	d		S	t										93.6	EM16/12
18	34.1	51	61.2	71.4	87.4	103.5											
1	M	I	L	E												59.1	EM15,EM12
33.5	52.9	67	72.5	83.7													

SIGN DETAIL

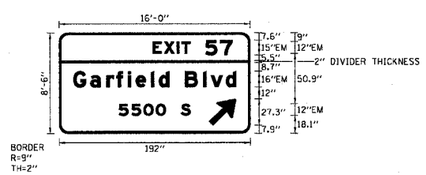

SIGN NUMBER	1S016I094R057.4 RT
WIDTH x HEIGHT	16'-0" x 8'-6"
BORDER WIDTH	2"
CORNER RADIUS	9"
MOUNTING	OVERHEAD
BACKGROUND	TYPE: REFLECTIVE
	COLOR: GREEN
LEGEND/BORDER	TYPE: REFLECTIVE
	COLOR: WHITE

SYMBOL	X	Y	WID	HT
ARMED	150.4	7.9	22.3	35.1

DIMENSIONS ARE IN INCHES.TENTHS LETTER LOCATIONS ARE PANEL EDGE TO LOWER LEFT CORNER

LETTER POSITIONS (X)																LENGTH	SERIES, SIZE
E	X	I	T	5	7											79.8	EM12,EM15
94.2	105.5	118.3	123.1	146.9	162												
G	a	r	f	I	e	l	d		B	l	v	d				163.4	EM16/12
14.3	31.3	47.6	57.7	69	77	92.3	100.2	110.4	126.4	144.9	152.4	167.5					
5	5	0	0		S											72	EM12
60	72.7	84.7	97.1	110.2	122.2												

TYPE I-A 8" PIPE TRUSS SUPPORT FRAME

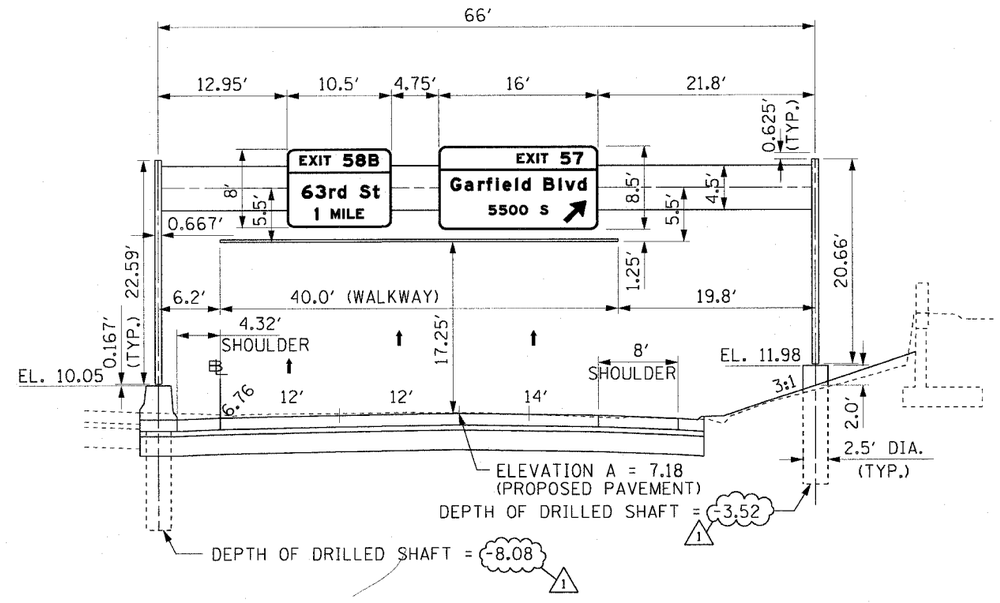

1S016I094R057.4
MOUNTING DETAIL
PROPOSED OVERHEAD SIGN STRUCTURE
STA 3493+30.00 S.B. I-90/94
LOOKING SOUTH

NOTES:

1. PROPOSED PAVEMENT FOR LOCAL LANES IS SHOWN FOR INFORMATION ONLY.
2. REFER TO ELECTRICAL INFRASTRUCTURE PLANS FOR ORIENTATION AND LOCATION OF THE CONDUIT EMBEDDED IN THE OVERHEAD SIGN FOUNDATIONS.

SGN-2

REVISIONS	
NAME	DATE
Addendum 1	7/27/06

ILLINOIS DEPARTMENT OF TRANSPORTATION
F.A.I. 90/94 (DAN RYAN EXPRESSWAY)
GARFIELD BLVD TO 31ST STREET (SB LOCAL LANES)

SIGN PANEL AND PLACEMENT DETAILS
PROPOSED OVERHEAD SIGN STRUCTURES
STA. 3493+30.00

SCALE: NONE DRAWN BY: JSS
DATE: June 9, 2006 CHECKED BY: MJP

7/27/2006 1:29:10 PM

CTE | AECOM