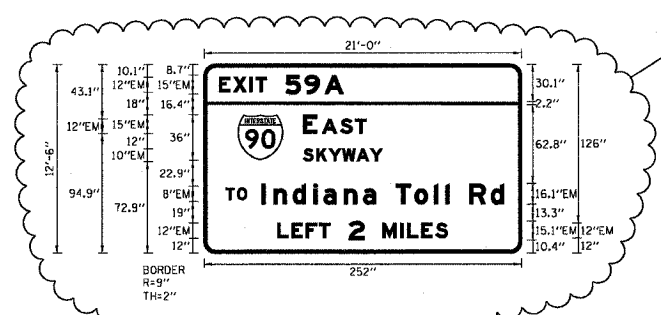


F.A.I. RTE.	SECTION	COUNTY	TOTAL SHEETS	SHEET NO.
90/94		COOK	588	253
STA.	TO STA.			
FED. ROAD DIST. NO. 1	ILLINOIS	FED. AID PROJECT		
62303	(2021-922 PT2 ETC 2324.6-1P) R-11			

SIGN DETAIL



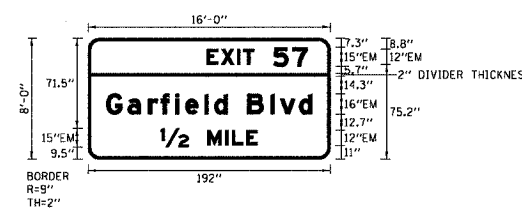
SIGN NUMBER	ISO161094R057.1 LT
WIDTH x HEIGHT	21'-0" x 12'-6"
BORDER WIDTH	2"
CORNER RADIUS	9"
MOUNTING	OVERHEAD
BACKGROUND	TYPE: REFLECTIVE
	COLOR: GREEN
LEGEND/BORDER	TYPE: REFLECTIVE
	COLOR: WHITE

SYMBOL	X	Y	WID	HT
MI.1	26.7	73.9	36	36

DIMENSIONS ARE IN INCHES.TENTHS LETTER LOCATIONS ARE PANEL EDGE TO LOWER LEFT CORNER

LETTER POSITIONS (X)										LENGTH SERIES, SIZE				
E	X	I	T	S	9	A				98.7	EM12,EM15			
12	23.3	36.1	41	64.7	79.8	95.7								
E	A	S	T							50.3	EM15,EM12			
78.6	93.6	108.1	120.2											
S	K	Y	W	A	Y					58.5	EM10			
78.6	89.3	98.9	109.7	121	131.8									
T	O									21.3	EM8			
20.5	28.0													
I	n	d	I	a	n	a	T	o	l	192.2	EM16.1/12.1			
45.7	55.3	70.5	86.8	94.8	111.1	126.3	136.4	152.4	167.2					
										182.6	191.8	194.8	210.7	227.7
L	E	F	T	2	M	I	L	E	S	135.4	EM12,EM15.1			
58.1	69.4	80.7	91.2	114.9	141.6	155.8	161.2	172.5	183.8					

SIGN DETAIL

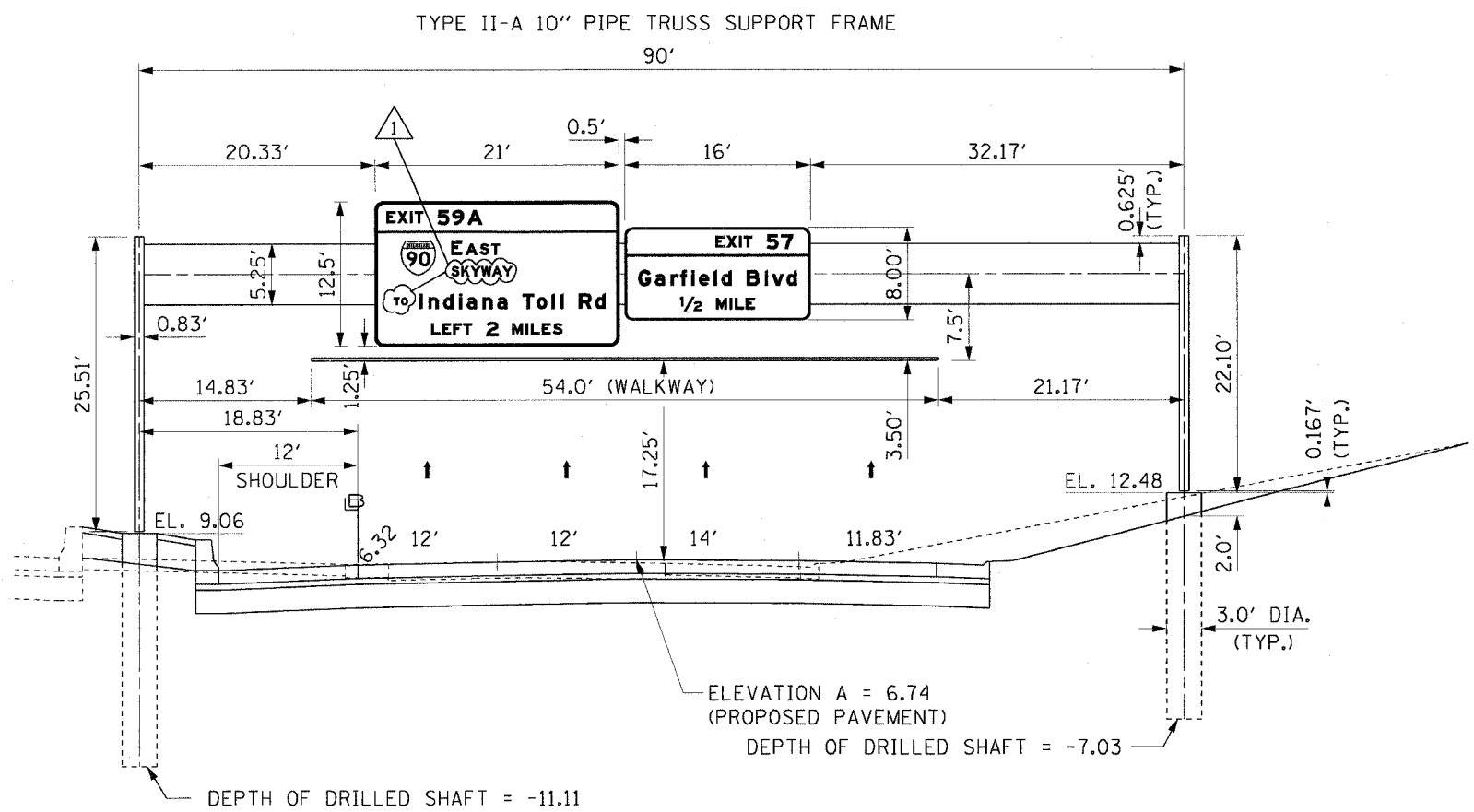


SIGN NUMBER	ISO161094R057.1 RT
WIDTH x HEIGHT	16'-0" x 8'-0"
BORDER WIDTH	2"
CORNER RADIUS	9"
MOUNTING	OVERHEAD
BACKGROUND	TYPE: REFLECTIVE
	COLOR: GREEN
LEGEND/BORDER	TYPE: REFLECTIVE
	COLOR: WHITE

SYMBOL	X	Y	WID	HT

DIMENSIONS ARE IN INCHES.TENTHS LETTER LOCATIONS ARE PANEL EDGE TO LOWER LEFT CORNER

LETTER POSITIONS (X)										LENGTH SERIES, SIZE		
E	X	I	T	S	7					79.8	EM12,EM15	
94.2	105.5	118.3	123.1	146.9	162							
G	o	r	f	i	e	i	d	B	i	163.4	EM16/12	
14.3	31.3	47.6	57.7	69	77	92.3	100.2	110.4	126.4			
										144.9	152.4	167.5
1/2	M	I	L	E						76.6	EM15,EM12	
57.7	94.7	108.8	114.2	125.5								



150161094R057.1
MOUNTING DETAIL
PROPOSED OVERHEAD SIGN STRUCTURE
STA 3511+00.00 S.B. I-90/94
LOOKING SOUTH

NOTES:

1. PROPOSED PAVEMENT FOR LOCAL LANES IS SHOWN FOR INFORMATION ONLY.
2. REFER TO ELECTRICAL INFRASTRUCTURE PLANS FOR ORIENTATION AND LOCATION OF THE CONDUIT EMBEDDED IN THE OVERHEAD SIGN FOUNDATIONS.

CTE | AECOM

REVISIONS		ILLINOIS DEPARTMENT OF TRANSPORTATION	
NAME	DATE	F.A.I. 90/94 (DAN RYAN EXPRESSWAY)	
ADDENDUM 1	7/27/06	GARFIELD BLVD TO 31ST STREET (SB LOCAL LANES)	
		SIGN PANEL AND PLACEMENT DETAILS	
		PROPOSED OVERHEAD SIGN STRUCTURES	
		STA. 3511+00.00	
		SCALE: NONE	DRAWN BY: JSS
		DATE: June 9, 2006	CHECKED BY: MJP

SGN-3

7/28/2006 8:28:23 AM