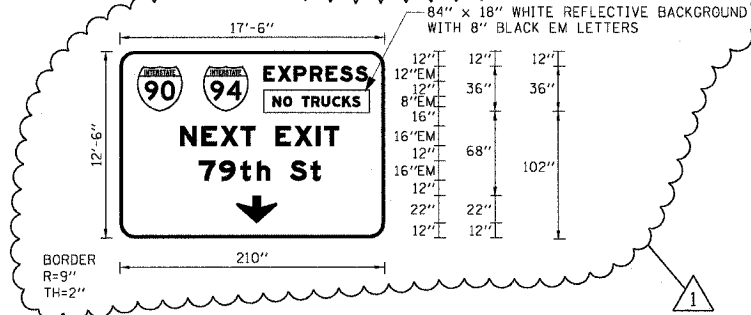


SIGN DETAIL



SIGN NUMBER	1S0161094R056.8 LT
WIDTH x HEIGHT	17'-6" x 12'-6"
BORDER WIDTH	2"
CORNER RADIUS	9"
MOUNTING	OVERHEAD
BACKGROUND	TYPE: REFLECTIVE
LEGEND/BORDER	COLOR: GREEN
	TYPE: REFLECTIVE
	COLOR: WHITE

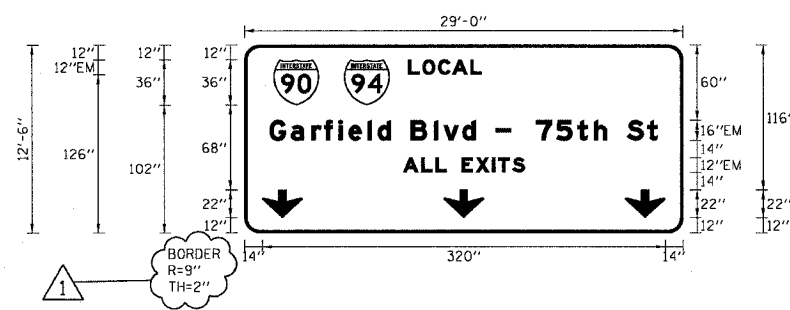
SYMBOL	X	Y	WID	HT
MI.1	13.8	102	36	36
MI.1	66.2	102	36	36
ARDOWN	92.6	12	32	22

DIMENSIONS ARE IN INCHES.TENTHS

LETTER LOCATIONS ARE PANEL EDGE TO LOWER LEFT CORNER

LETTER POSITIONS (X)										LENGTH SERIES, SIZE	
E	X	P	R	E	S	S				82.5	EM12
114.2	125.5	138.3	150.9	163.6	174.9	186.9					
N	E	X	T	E	X	I	T			126	EM16
48.1	64.9	80	96	107.7	123.7	138.8	155.9	162.4			
7	9	t	h	S	t					96.5	EM16/12
62.8	78.9	95.8	108.9	119.1	135.2	151.3					

SIGN DETAIL



SIGN NUMBER	1S0161094R056.8 RT
WIDTH x HEIGHT	29'-0" x 12'-6"
BORDER WIDTH	2"
CORNER RADIUS	9"
MOUNTING	OVERHEAD
BACKGROUND	TYPE: REFLECTIVE
LEGEND/BORDER	COLOR: GREEN
	TYPE: REFLECTIVE
	COLOR: WHITE

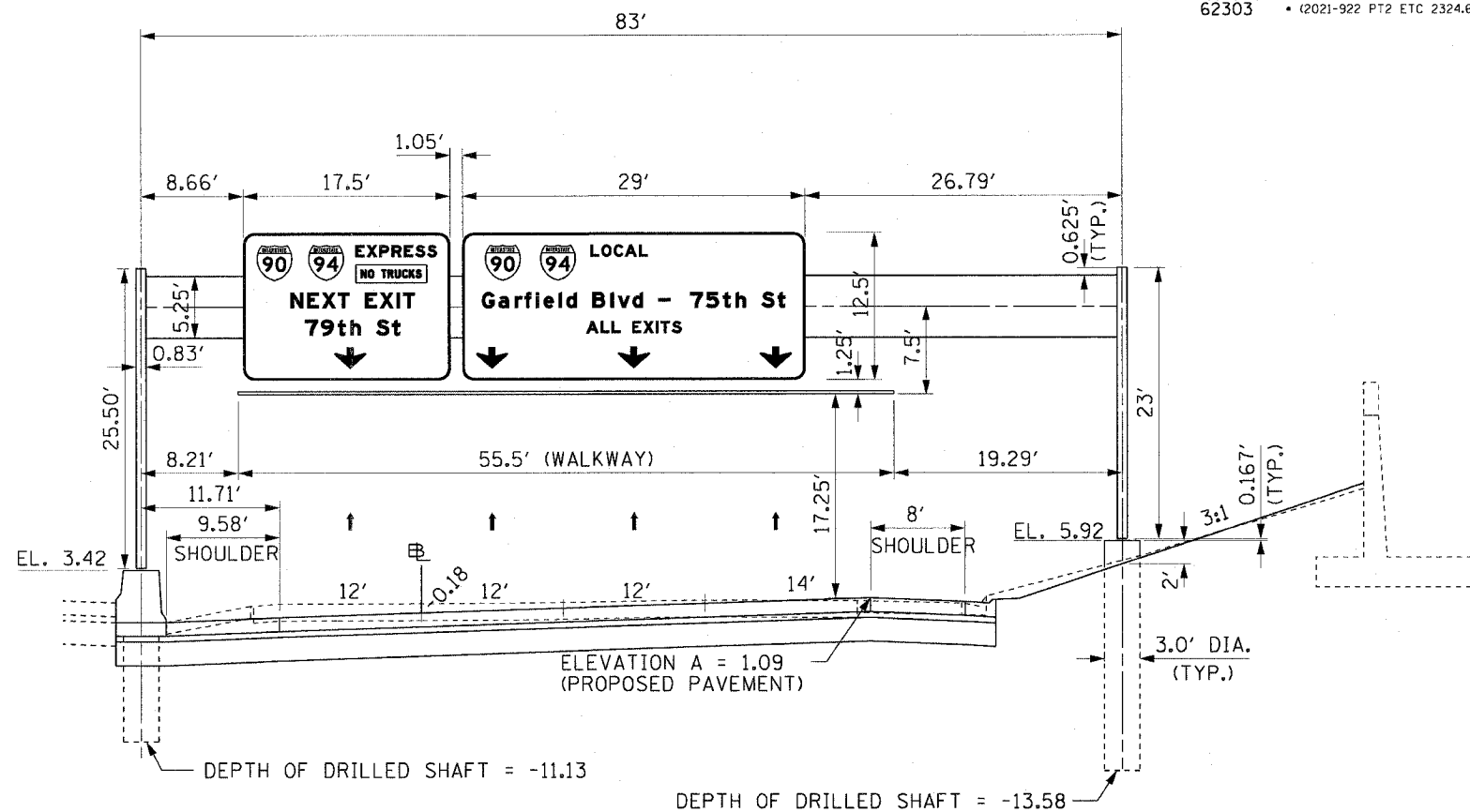
SYMBOL	X	Y	WID	HT
MI.1	23.1	102	36	36
MI.1	79.1	102	36	36
ARDOWN	14	12	32	22
ARDOWN	158	12	32	22
ARDOWN	302	12	32	22

DIMENSIONS ARE IN INCHES.TENTHS

LETTER LOCATIONS ARE PANEL EDGE TO LOWER LEFT CORNER

LETTER POSITIONS (X)										LENGTH SERIES, SIZE									
L	O	C	A	L						58.2	EM12								
130.1	141.4	153.8	165	179.5															
G	a	r	f	i	e	l	d	B	l	v	d	(CONTINUED NEXT LINE)							
19.9	36.9	53.2	63.3	74.8	82.6	97.9	105.8	116.1	132	150.5	158	173.1	183.3						
									7	5	t	h	S	t	(CONTINUED FROM PREVIOUS)				
									199.3	211.3	231.5	247.6	264.5	277.5	287.8	303.8	319.9	308	EM16/12
A	L	L	E	X	I	T	S											96.6	EM12
125.9	140.4	151.6	160.5	172.5	183.7	196.6	201.4	212.7											

TYPE II-A 10" PIPE TRUSS SUPPORT FRAME



1S0161094R056.8
MOUNTING DETAIL
PROPOSED OVERHEAD SIGN STRUCTURE
STA 3524+00.00 S.B. I-90/94
LOOKING SOUTH

NOTES:

1. PROPOSED PAVEMENT FOR LOCAL LANES IS SHOWN FOR INFORMATION ONLY.
2. REFER TO ELECTRICAL INFRASTRUCTURE PLANS FOR ORIENTATION AND LOCATION OF THE CONDUIT EMBEDDED IN THE OVERHEAD SIGN FOUNDATIONS.

REVISIONS		ILLINOIS DEPARTMENT OF TRANSPORTATION F.A.I. 90/94 (DAN RYAN EXPRESSWAY) GARFIELD BLVD TO 31ST STREET (SB LOCAL LANES)
NAME	DATE	
ADDENDUM 1	7/27/06	SIGN PANEL AND PLACEMENT DETAILS PROPOSED OVERHEAD SIGN STRUCTURES STA. 3524+00.00

SCALE: NONE DRAWN BY: JSS
DATE: June 9, 2006 CHECKED BY: MJP