

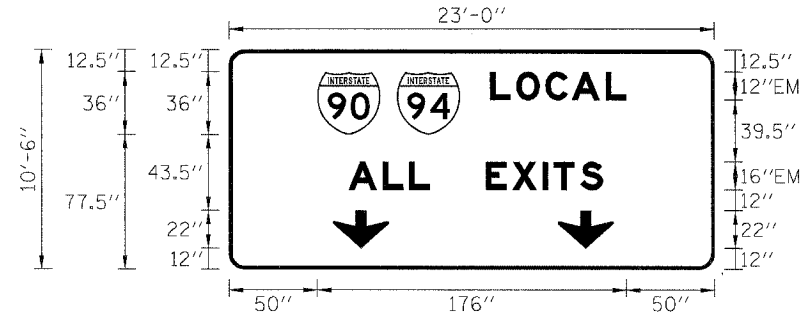
F.A.I. RTE.	SECTION	COUNTY	TOTAL SHEETS	SHEET NO.
94/90	*	COOK	588	261
STA.		TO STA.		
FED. ROAD DIST. NO.	ILLINOIS	FED. AID PROJECT		
* 62303 (2021-922 PT2 ETC 2324.6-IP) R-11				

SIGN NUMBER	MP54.53
WIDTH x HGHT.	23'-0" x 10'-6"
BORDER WIDTH	2"
CORNER RADIUS	9"
MOUNTING	Overhead
BACKGROUND	TYPE: Reflective COLOR: Green
LEGENDBORDER	TYPE: Reflective COLOR: White

SYMBOL	X	Y	WID	HT
M1_1	50	75	36	36
M1_1	95.4	75	36	36
ARNDOWN	123.5	12	32	22

SIGN DETAIL
1:100

NOTE:
ALL EXISTING SIGN PANELS ON VIERENDEL TRUSSES SHALL BE REPLACED WITH NEW SIGN PANELS. THE SIZE OF THE PROPOSED SIGN PANELS ARE BASED ON THE RECORD DRAWINGS. THE CONTRACTOR SHALL FIELD VERIFY THE SIZES OF THE EXISTING SIGN PANELSPRIOR TO SIGN FABRICATION.



SIGN NUMBER	MP54.25 and MP53.61
WIDTH x HGHT.	23'-0" x 10'-6"
BORDER WIDTH	2"
CORNER RADIUS	9"
MOUNTING	Overhead
BACKGROUND	TYPE: Reflective COLOR: Green
LEGENDBORDER	TYPE: Reflective COLOR: White

SYMBOL	X	Y	WID	HT
M1_1	50	77.5	36	36
M1_1	95.4	77.5	36	36
ARNDOWN	52	12	32	22
ARNDOWN	196	12	32	22

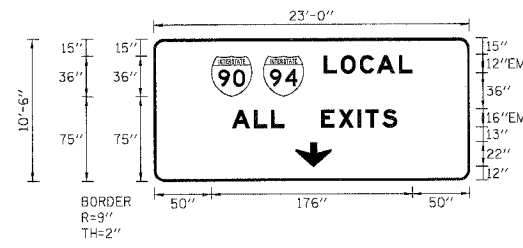
Panel Style:guide_exp_advance_b.ssi
Dimensions are inches.tenths

Letter locations are panel edge to lower left corner

LETTER POSITIONS (X)										LENGTH	SERIESSIZE
L	O	C	A	L						77.6	EM12
148.4	163.4	180	194.9	214.2							EM16
A	L	L			E	X	I	T	S		
67.9	87.3	102.3	114	130	146	161.1	178.2	194.7	199.7	144.8	

SIGN DETAIL
1:100

NOTE:
ALL EXISTING SIGN PANELS ON VIERENDEL TRUSSES SHALL BE REPLACED WITH NEW SIGN PANELS. THE SIZE OF THE PROPOSED SIGN PANELS ARE BASED ON THE RECORD DRAWINGS. THE CONTRACTOR SHALL FIELD VERIFY THE SIZES OF THE EXISTING SIGN PANELSPRIOR TO SIGN FABRICATION.



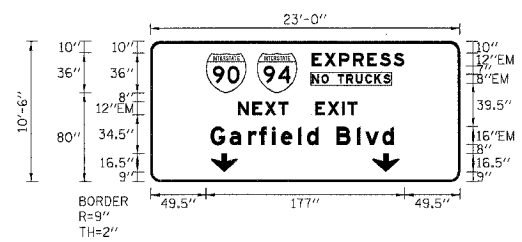
Panel Style:guide_exp_advance_b.ssi
Dimensions are inches.tenths

Letter locations are panel edge to lower left corner

LETTER POSITIONS (X)										LENGTH	SERIESSIZE
L	O	C	A	L						77.6	EM12
148.4	163.4	180	194.9	214.3							EM16
A	L	L			E	X	I	T	S		
68	87.3	102.3	114.1	130.1	146.1	161.1	178.2	184.7	199.7	144.8	

SIGN DETAIL
1:100

NOTE:
ALL EXISTING SIGN PANELS ON VIERENDEL TRUSSES SHALL BE REPLACED WITH NEW SIGN PANELS. THE SIZE OF THE PROPOSED SIGN PANELS ARE BASED ON THE RECORD DRAWINGS. THE CONTRACTOR SHALL FIELD VERIFY THE SIZES OF THE EXISTING SIGN PANELSPRIOR TO SIGN FABRICATION.



SIGN NUMBER	MP54.13,54.25,54.53,53.97,53.61
WIDTH x HGHT.	23'-0" x 10'-6"
BORDER WIDTH	2"
CORNER RADIUS	9"
MOUNTING	Overhead
BACKGROUND	TYPE: Reflective COLOR: Green
LEGENDBORDER	TYPE: Reflective COLOR: White

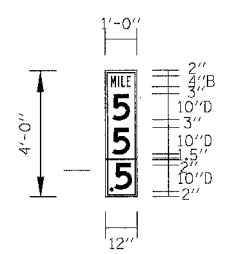
SYMBOL	X	Y	WID	HT
M1_1	49.5	80	36	36
M1_1	95	80	36	36
ARNDOWN	53.7	9	24	16.5
ARNDOWN	198	9	24	16.5

Panel Style:guide_exp_advance_b.ssi
Dimensions are inches.tenths

Letter locations are panel edge to lower left corner

LETTER POSITIONS (X)										LENGTH	SERIESSIZE			
E	X	P	R	E	S	S				82.5	EM12			
144	155.2	168.1	180.7	193.4	204.6	216.7					EM8			
N	O		T	R	U	C	K	S		70.2				
144	152.4	159	167	174.6	183	191.4	199.5	207.6						
N	E	X	T		E	X	I	T		106.5	EM12			
78	90.7	102	114	122.8	134.8	146.8	158.1	170.9	175.7					
G	a	r	f	i	e	l	d	B	l	v	d	163.4	EM16/12	
53.6	70.6	86.9	97	108.3	116.3	131.6	139.5	149.7	165.7	184.2	191.7	206.7		

SIGN DETAIL
1:100



Panel Style:guide_exp_distance.ssi
Dimensions are inches.tenths

Letter locations are panel edge to lower left corner

LETTER POSITIONS (X)					LENGTH	SERIESSIZE
M	I	L	E		7.6	B4
2.1	4.8	6	8.1			D10
5					6.8	D10
2.6						D10
5					6.8	D10
2.9						D10
1.6					1.5	D10
5						D10
8.5					6.8	

SIGN NUMBER	P806-05
WIDTH x HGHT.	1'-0" x 4'-0"
BORDER WIDTH	0.5"
CORNER RADIUS	1.5"
MOUNTING	Barrier
BACKGROUND	TYPE: Reflective COLOR: Green
LEGENDBORDER	TYPE: Reflective COLOR: White

SYMBOL	X	Y	WID	HT

REVISIONS	
NAME	DATE
ADDENDUM 2	8/04/06

ILLINOIS DEPARTMENT OF TRANSPORTATION
F.A.I. 90/94 (DAN RYAN EXPRESSWAY)
GARFIELD BLVD TO 31st STREET (SB LOCAL LANES)
SIGN PANEL DETAILS

SCALE: NONE
DATE: 06/09/06
DRAWN BY: RV
CHECKED BY: AS



R:\62303\9094\DRAWING\KAM\ADDENDUM_PAS519005\K2-281