CONTRACT NO. 66649

F.A.I. RTE.	SECTION	COUNTY	TOTAL SHEETS	SHEET NO.
39	(50-1VB)I-3	LASALLE	16	11
FED. ROAD DIST. NO. _	ILLINOIS	NON-FED. AID PROJECT		

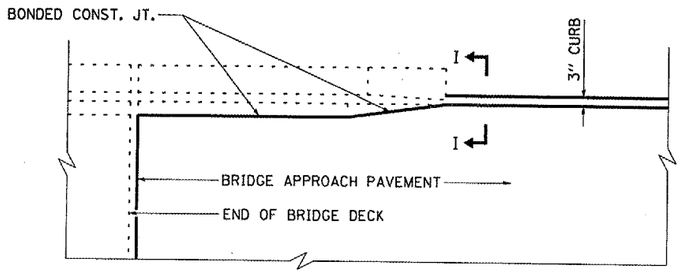

PARAPET TO CURB TRANSITION
PILE BENT ABUTMENT

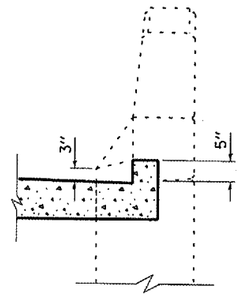

SECTION I - I

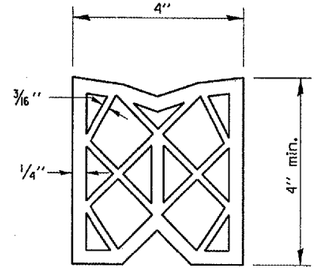

PREFORMED JOINT SEAL

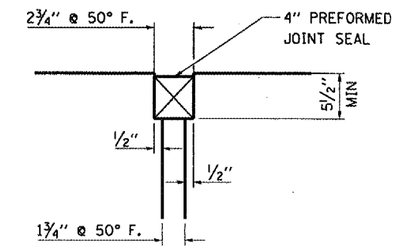

DETAIL A

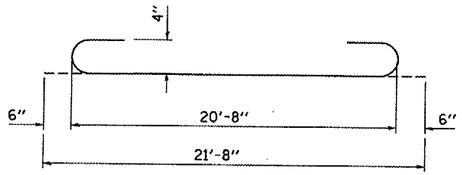

BAR b_5

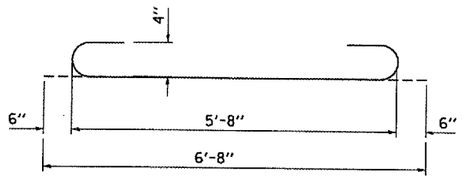

BAR b_1

DESIGN STRESSES

fy = 400 MPa (60,000 p.s.i.)
f'c = 24 MPa (3,500 p.s.i.)
n = 8.5

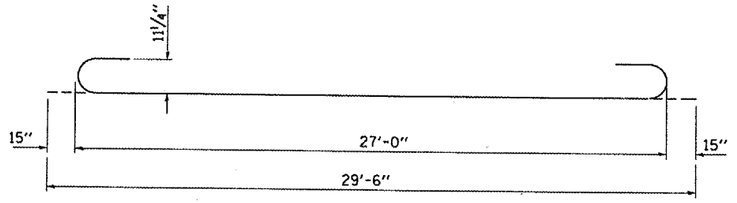

BAR b_3

REINFORCEMENT TABLE

BILL OF MATERIAL FOR ONE ABUTMENT ONLY

BAR	NO. BARS	SIZE	LENGTH	SHAPE
a(E)	24	#5	18'-8"	
a1(E)	24	#5	22'-8"	
a2(E)	8	#4	18'-3'	
a3(E)	30	#5	18'-3'	
a4(E)	8	#4	22'-3"	
a5(E)	30	#5	22'-3"	
a6(E)	7	#6	18'-3'	
a7(E)	7	#6	22'-3"	
b(E)	42	#4	5'-8"	
b1(E)	42	#4	6'-8"	
b2(E)	40	#5	29'-6"	
b3(E)	80	#9	29'-6"	
b4(E)	2	#5	20'-8"	
b5(E)	2	#6	21'-8"	
b6(E)	82	#6	5'-8"	
#10 X 18" TIE BARS			EACH	40
REINFORCEMENT BARS EPOXY COATED			POUNDS	13430

NOTE: REINFORCEMENT TABLE IS SHOWN FOR INFORMATION ONLY

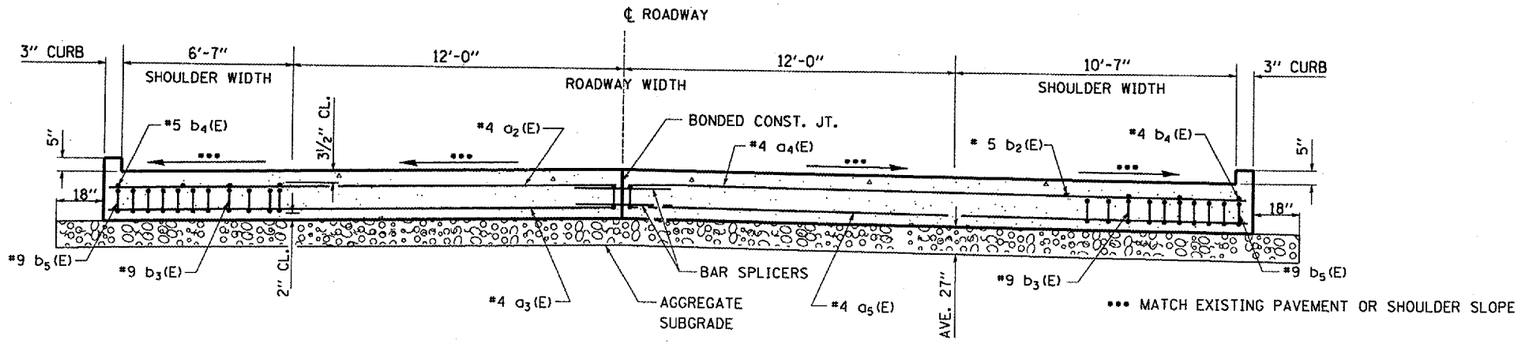

SECTION F-F

NOTE: DETAILS SHOWN FOR NORTHBOUND STRUCTURE ONLY
SOUTHBOUND STRUCTURE SAME THROUGH ROTATION

REVISIONS	
NAME	DATE

ILLINOIS DEPARTMENT OF TRANSPORTATION

APPROACH PAVEMENT RECONSTRUCTION
F.A.I. ROUTE 39 OVER NORFOLK SOUTHERN RAILROAD
F.A.I ROUTE 39 SECTION: (50-1VB)I-3
LASALLE COUNTY
STA. 565+86.08

Date: 05/09/2006
File: c:/projects/cmain07/cm303/details.dgn