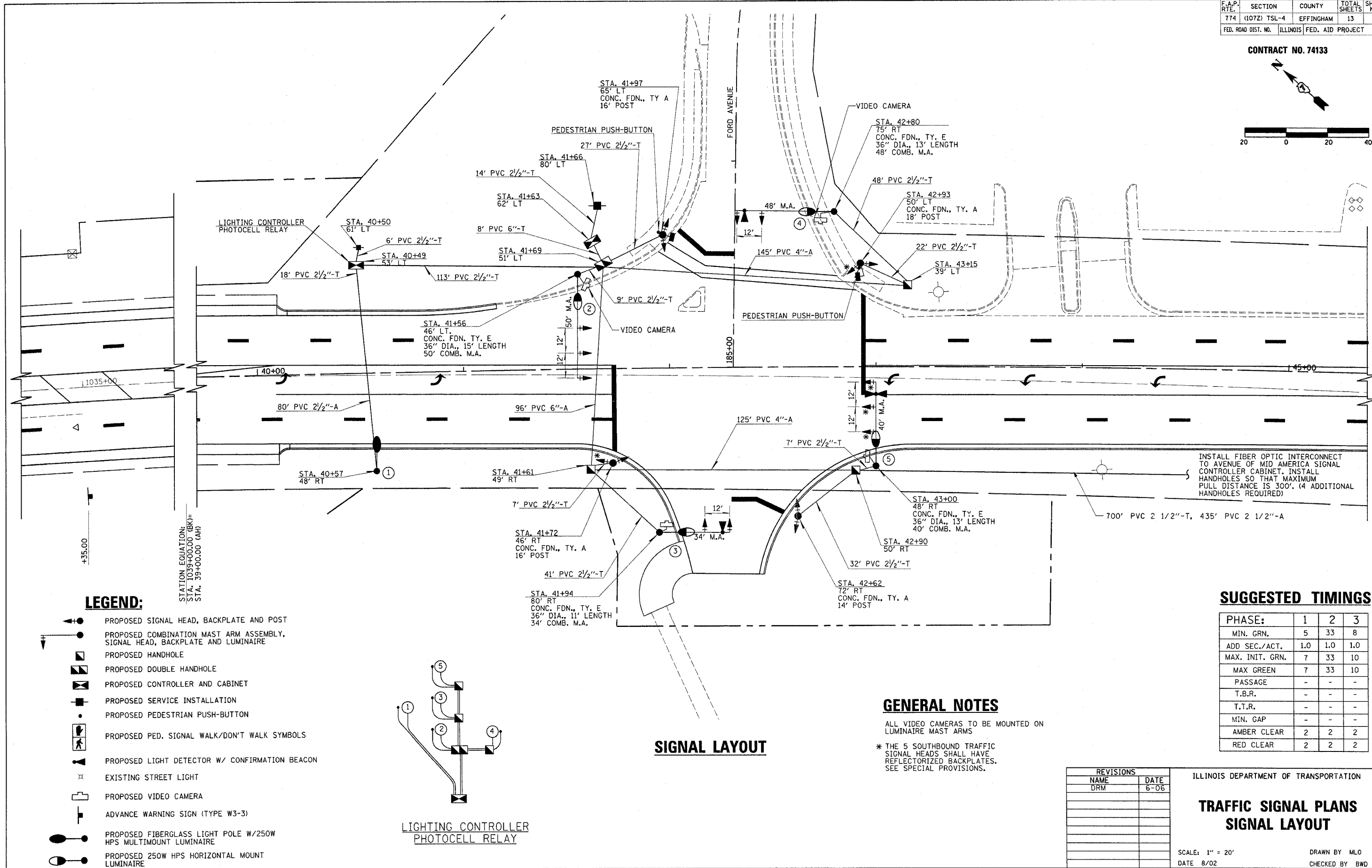
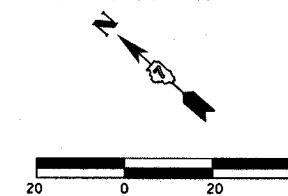


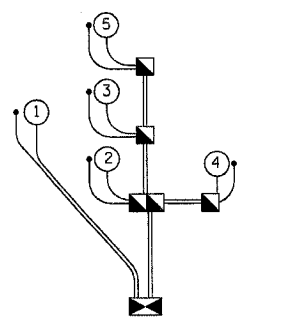
F.A.P. RTE.	SECTION	COUNTY	TOTAL SHEETS	SHEET NO.
774	(1072) TSL-4	EFFINGHAM	13	5
FED. ROAD DIST. NO.		ILLINOIS	FED. AID PROJECT	

CONTRACT NO. 74133



**LEGEND:**

- PROPOSED SIGNAL HEAD, BACKPLATE AND POST
- PROPOSED COMBINATION MAST ARM ASSEMBLY, SIGNAL HEAD, BACKPLATE AND LUMINAIRE
- PROPOSED HANDHOLE
- PROPOSED DOUBLE HANDHOLE
- PROPOSED CONTROLLER AND CABINET
- PROPOSED SERVICE INSTALLATION
- PROPOSED PEDESTRIAN PUSH-BUTTON
- PROPOSED PED. SIGNAL WALK/DON'T WALK SYMBOLS
- PROPOSED LIGHT DETECTOR W/ CONFIRMATION BEACON
- EXISTING STREET LIGHT
- PROPOSED VIDEO CAMERA
- ADVANCE WARNING SIGN (TYPE W3-3)
- PROPOSED FIBERGLASS LIGHT POLE W/250W HPS MULTIMOUNT LUMINAIRE
- PROPOSED 250W HPS HORIZONTAL MOUNT LUMINAIRE



INSTALL FIBER OPTIC INTERCONNECT TO AVENUE OF MID AMERICA SIGNAL CONTROLLER CABINET. INSTALL HANDHOLES SO THAT MAXIMUM PULL DISTANCE IS 300'. 14 ADDITIONAL HANDHOLES REQUIRED)

**SUGGESTED TIMINGS**

PHASE:	1	2	3
MIN. GRN.	5	33	8
ADD SEC./ACT.	1.0	1.0	1.0
MAX. INIT. GRN.	7	33	10
MAX GREEN	7	33	10
PASSAGE	-	-	-
T.B.R.	-	-	-
T.T.R.	-	-	-
MIN. GAP	-	-	-
AMBER CLEAR	2	2	2
RED CLEAR	2	2	2

**GENERAL NOTES**

ALL VIDEO CAMERAS TO BE MOUNTED ON LUMINAIRE MAST ARMS  
 \* THE 5 SOUTHBOUND TRAFFIC SIGNAL HEADS SHALL HAVE REFLECTORIZED BACKPLATES. SEE SPECIAL PROVISIONS.

REVISIONS		
NAME	DATE	
DRM	6-06	

ILLINOIS DEPARTMENT OF TRANSPORTATION  
**TRAFFIC SIGNAL PLANS**  
**SIGNAL LAYOUT**  
 SCALE: 1" = 20'  
 DATE 8/02  
 DRAWN BY MLO  
 CHECKED BY BWD