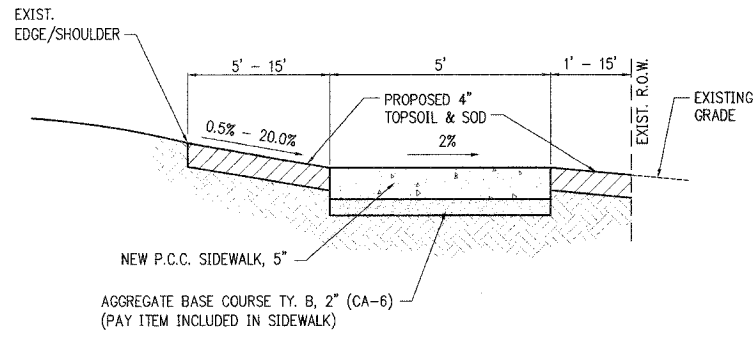
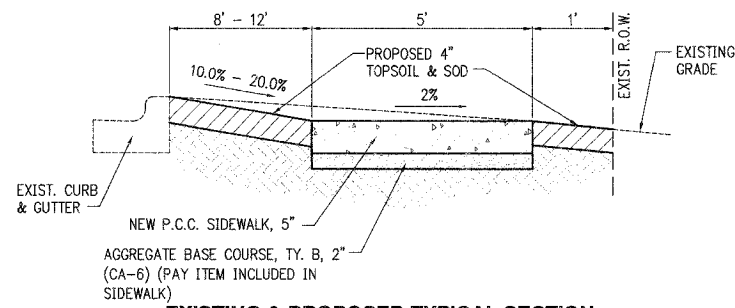


F.A.P. RTE.	SECTION	COUNTY	TOTAL SHEETS	SHEET NO.
-	06-00096-00-SW	DU PAGE	16	3
FEDERAL RD. DIST. NO.	ILLINOIS	FEDERAL AID PROJECT		
CONTRACT: 83851				



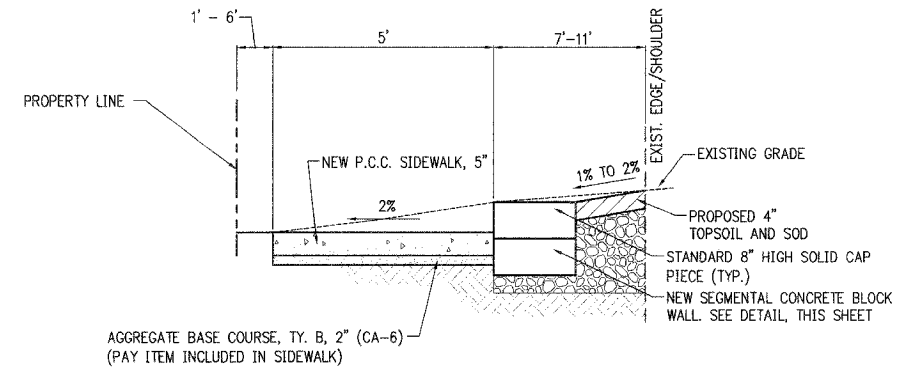
**EXISTING & PROPOSED TYPICAL SECTION**

**63rd STREET**  
 STA. 0+00 TO STA. 6+80  
 (SHEET 4 OF 15)  
 STA. 2+75 TO STA. 5+81  
 STA. 10+85 TO STA. 13+01  
 (SHEET 5 OF 15)



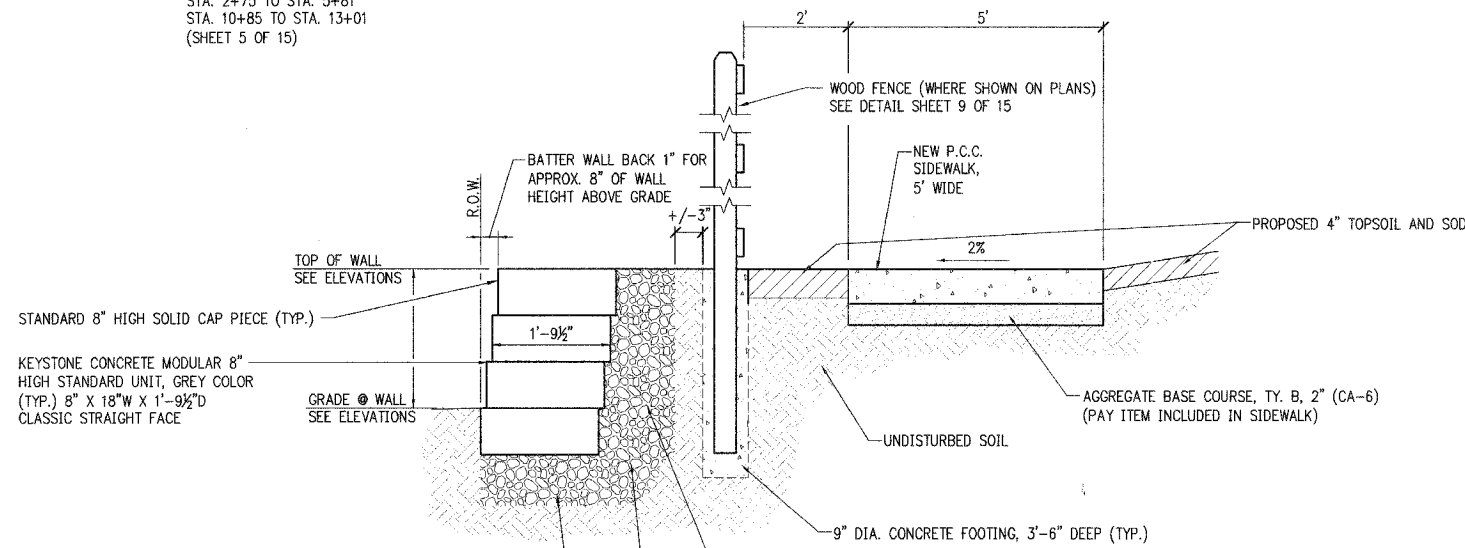
**EXISTING & PROPOSED TYPICAL SECTION**

**63rd STREET**  
 STA. 0+00 TO STA. 2+75  
 (SHEET 5 OF 15)



**EXISTING & PROPOSED TYPICAL SECTION**

**63rd STREET**  
 STA. 5+81 TO STA. 6+51  
 (SHEET 5 OF 15)



**SEGMENTAL CONCRETE BLOCK WALL TYPICAL SECTION**

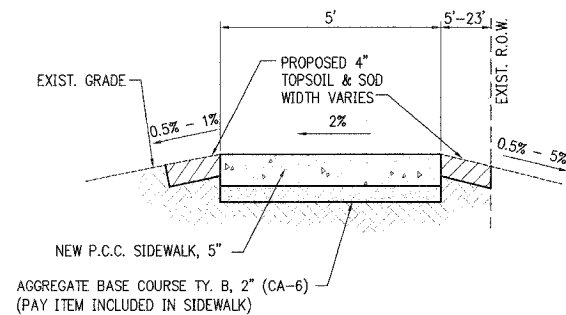
**63rd STREET**  
 STA. 6+47 TO STA. 10+85  
 (SHEET 5 OF 15)

**NOTE**  
 GRADING PREPARATION AND SHAPING FOR SIDEWALK AND SEGMENTAL CONCRETE BLOCK WALL TO BE INCLUDED IN THE PAY ITEM FOR "REMOVAL AND DISPOSAL OF UNSUITABLE MATERIAL"

PREPARE LEVEL BASE W/6\"/>

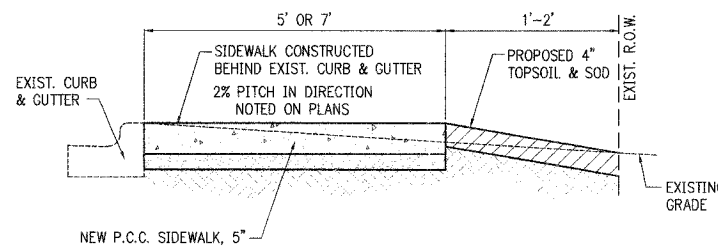
FILL VOIDS INSIDE AND BEHIND UNITS W/ 3/4\"/>

COMPACT FILL TO 95% STANDARD PROCTOR IN 8\"/>



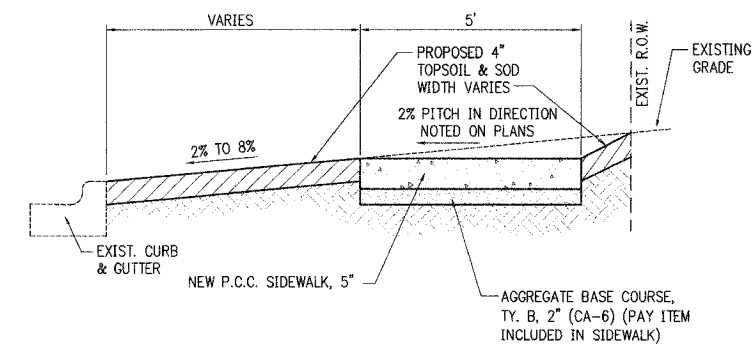
**EXISTING & PROPOSED TYPICAL SECTION**

**RICHMOND AVENUE**  
 STA. STA. 14+50 TO STA. 19+35  
 (SHEET 7 OF 15)



**EXISTING & PROPOSED TYPICAL SECTION**

**OGDEN AVENUE**  
 STA. 0+00 TO STA. 1+00  
 STA. 12+40 TO STA. 14+17  
 (SHEET 8 OF 15)



**EXISTING & PROPOSED TYPICAL SECTION**

**OGDEN AVENUE**  
 STA. 16+14 TO STA. 18+30  
 (SHEET 8 OF 15)

Scale For Microfilming  
 Inches

COPYRIGHT © 2005 BURNS AND MCDONNELL ENGINEERING COMPANY, INC.



date	11-11-05	detailed	J. HOLZINGER
designed	M. KUNTZ	checked	A. BRYANT



VILLAGE OF WESTMONT	
2006 CMAQ SIDEWALK PROJECT TYPICAL SECTIONS	
project	contract
39606	
drawing	rev.
sheet 3	of 16 sheets
file I:\WESTMONT\39606-2006 SW...CAD\BEDTYP_SECT	