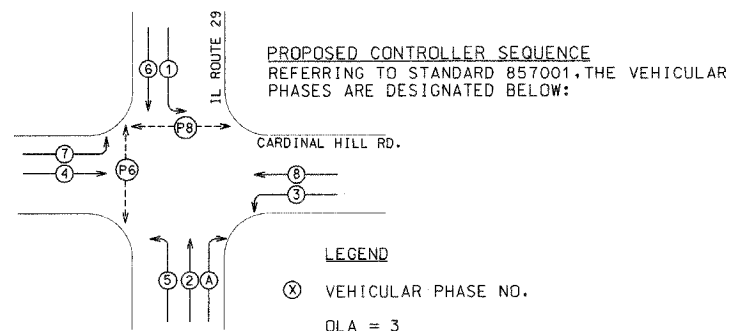


SCHEDULE OF QUANTITIES

CODE	DESCRIPTION	UNIT	MARKET
72000100	SIGN PANEL, TYPE 1	SQ FT	34
72000200	SIGN PANEL, TYPE 2	SQ FT	20
80500100	SERVICE INSTALLATION, TYPE A	EACH	1
80801400	WOOD POLE, 25 FT., CLASS 4	EACH	1
81012500	CONDUIT IN TRENCH, 1 1/2" DIA., PVC	FOOT	824
81013000	CONDUIT IN TRENCH, 4" DIA., PVC	FOOT	148
81021540	CONDUIT, AUGERED 1 1/2" DIA., PVC	FOOT	285
81021570	CONDUIT, AUGERED 3" DIA., PVC	FOOT	185
81021590	CONDUIT, AUGERED 4" DIA., PVC	FOOT	64
* 81306100	JUNCTION BOX (SPECIAL)	EACH	4
81400400	CONCRETE HANDHOLE	EACH	3
81400600	CONCRETE DOUBLE HANDHOLE	EACH	2
81500200	TRENCH AND BACKFILL FOR ELECTRICAL WORK	FOOT	1592
81702100	ELECTRIC CABLE IN CONDUIT, 600V (XLP-TYPE USE) 1C NO. 12	FOOT	3075
82104250	LUMINAIRE, SODIUM VAPOR, MULTI-MOUNT, PHOTO-CELL CONTROL, 250 WATT	EACH	4
85700200	FULL-ACTUATED CONTROLLER AND TYPE IV CABINET	EACH	1
* 86400100	TRANSCEIVER-FIBER OPTIC	EACH	1
87100110	FIBER OPTIC CABLE IN CONDUIT, NO. 62.5/125, 6F	FOOT	1430
87301225	ELECTRIC CABLE IN CONDUIT, SIGNAL NO. 14 3C	FOOT	909
87301245	ELECTRIC CABLE IN CONDUIT, SIGNAL NO. 14 5C	FOOT	113
87301255	ELECTRIC CABLE IN CONDUIT, SIGNAL NO. 14 7C	FOOT	2070
87301265	ELECTRIC CABLE IN CONDUIT, SIGNAL NO. 14 9C	FOOT	500
87301715	ELECTRIC CABLE IN CONDUIT, COMMUNICATION, NO. 18, 6 PAIR	FOOT	964
87301815	ELECTRIC CABLE IN CONDUIT, SERVICE, NO. 6 3C	FOOT	51
X0323153	ELECTRIC CABLE IN CONDUIT, GROUND, NO. 6 1C (GREEN)	FOOT	464
* 87702910	STEEL COMBINATION MAST ARM ASSEMBLY AND POLE 36 FT.	EACH	2
* 87702860	STEEL COMBINATION MAST ARM ASSEMBLY AND POLE 26 FT.	EACH	2
87800200	CONCRETE FOUNDATION, TYPE D	FOOT	3.5
87800400	CONCRETE FOUNDATION, TYPE E 30-INCH DIAMETER	FOOT	47
88200100	TRAFFIC SIGNAL BACKPLATE	EACH	10
* 88800100	PEDESTRIAN PUSH-BUTTON	EACH	4
* X0320872	VIDEO VEHICLE DETECTION SYSTEM	EACH	1
* X8801310	SIGNAL HEAD, POLYCARBONATE, LED, 1-FACE, 3-SECTION, MAST ARM MOUNTED	EACH	6
* X8801400	SIGNAL HEAD, POLYCARBONATE, LED, 1-FACE, 5-SECTION, MAST ARM MOUNTED	EACH	4
* X8810397	PEDESTRIAN SIGNAL HEAD, POLYCARBONATE, LED, 1-FACE, 2-SECTION, BRACKET MOUNTED	EACH	2
* X0324896	PEDESTRIAN SIGNAL HEAD, POLYCARBONATE, LED, 2-FACE, 2-SECTION, BRACKET MOUNTED	EACH	1
* X8801465	SIGNAL HEAD, POLYCARBONATE, LED, 3-FACE, 2-3-SECTION, 1-5-SECTION, BRACKET MOUNTED	EACH	2
* X8801460	SIGNAL HEAD, POLYCARBONATE, LED, 3-FACE, 1-3-SECTION, 2-5-SECTION, BRACKET MOUNTED	EACH	2

* REQUIRES SPECIAL PROVISION



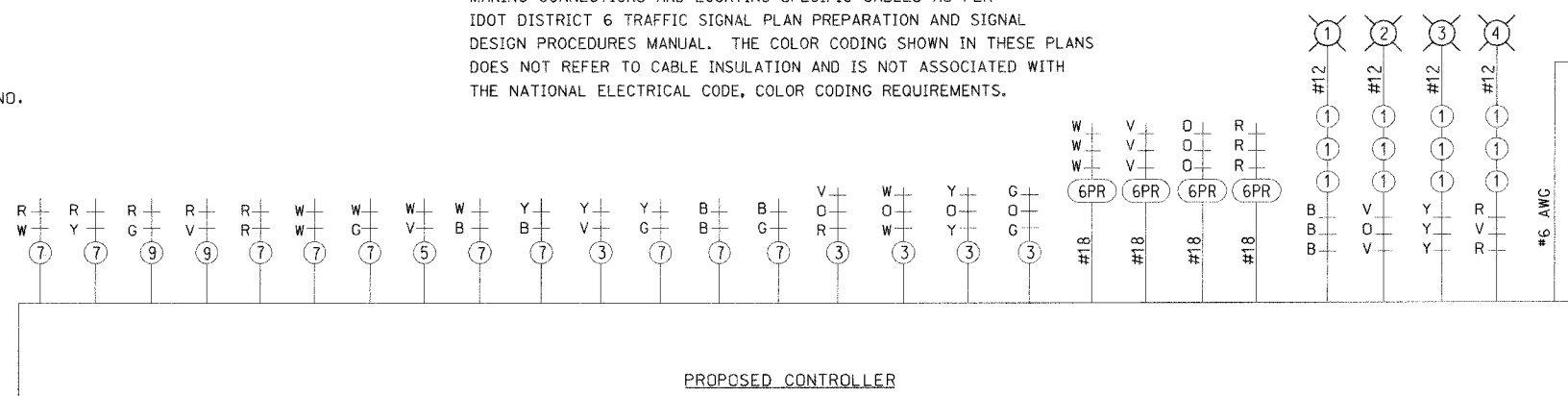
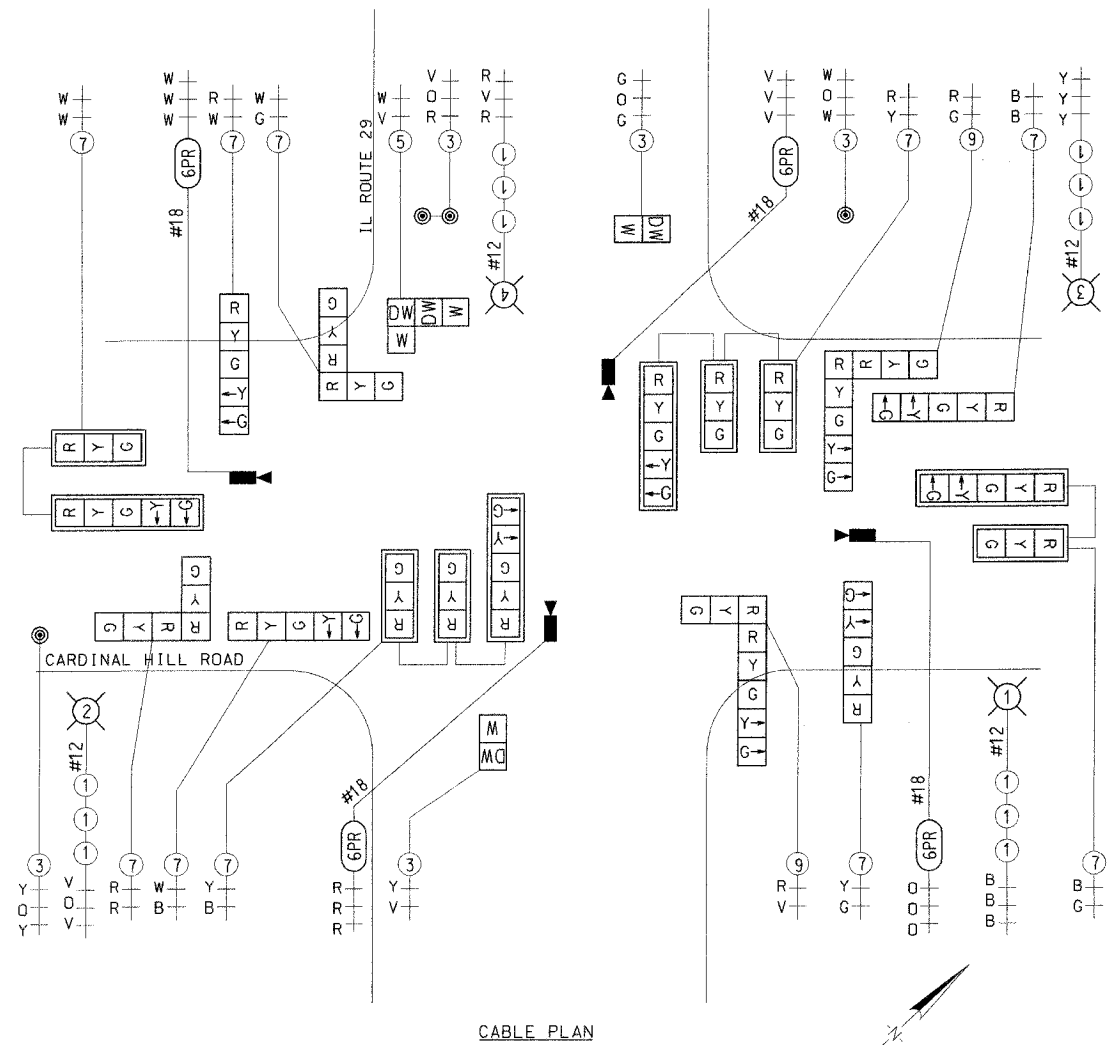
NOTES

- ALL ELECTRIC CABLES ARE #14 AWG SOLID COPPER, UNLESS OTHERWISE SPECIFIED.
- ALL CABLES HAVE BEEN IDENTIFIED USING COLOR CODING TO ASSIST THE INSTALLATION CONTRACTOR AND MAINTENANCE PERSONNEL IN MAKING CONNECTIONS AND LOCATING SPECIFIC CABLES AS PER IDOT DISTRICT 6 TRAFFIC SIGNAL PLAN PREPARATION AND SIGNAL DESIGN PROCEDURES MANUAL. THE COLOR CODING SHOWN IN THESE PLANS DOES NOT REFER TO CABLE INSULATION AND IS NOT ASSOCIATED WITH THE NATIONAL ELECTRICAL CODE, COLOR CODING REQUIREMENTS.

F.A.U. SHEET NO.	SECTION	COUNTY	TOTAL SHEETS	SHEET NO.
B075	03-00167-04-FP	SANGAMON	109	58
STA.		TO STA.		
FED. ROAD DIST. NO.		ILLINOIS	FED. AID PROJECT	

CABLE PLAN LEGEND

- SERVICE INSTALLATION
- > □ SIGNAL FACE
- > □ SIGNAL FACE WITH BACKPLATE
- ▶ VIDEO DETECTION UNIT
- ⊙ INDICATES NUMBER OF CONDUCTORS IN CABLE. ALL CONDUCTORS TO BE NO. 14 AWG WIRE UNLESS OTHERWISE NOTED.
- ① GROUNDING SYSTEM CONNECTION (BARE COPPER WIRE)
- ⑥ PR ELECTRIC CABLE DENOTING THE NO. OF PAIRS OF CONDUCTORS
- DW/W PEDESTRIAN SIGNAL FACE
- ⊙ PEDESTRIAN PUSH-BUTTON DETECTOR
- ⊙ LUMINAIRE



FIBER OPTIC INTERCONNECT CABLE TO IL ROUTE 29/STATE STREET INTERSECTION

CABLE DIAGRAM
 SEC. 03-00167-04-FP
 IL ROUTE 29 AND
 CARDINAL HILL ROAD (C.H. 37)
 SANGAMON COUNTY



Hanson Professional Services Inc.
 1525 South Sixth Street, Springfield, IL 62703
 Registration No. 184-001084
 Copyright Hanson Professional Services Inc. 2006

JOB NO.
 0352035B
 DATE
 6/21/06

07/27/2006
 6-10-04
 6-10-04
 6-11-04
 INO31085\0382035B\CIVIL\SHEET\C-422-T5.dgn
 LAYOUT
 DRAWN
 REVIEWED
 CCH
 6-11-04