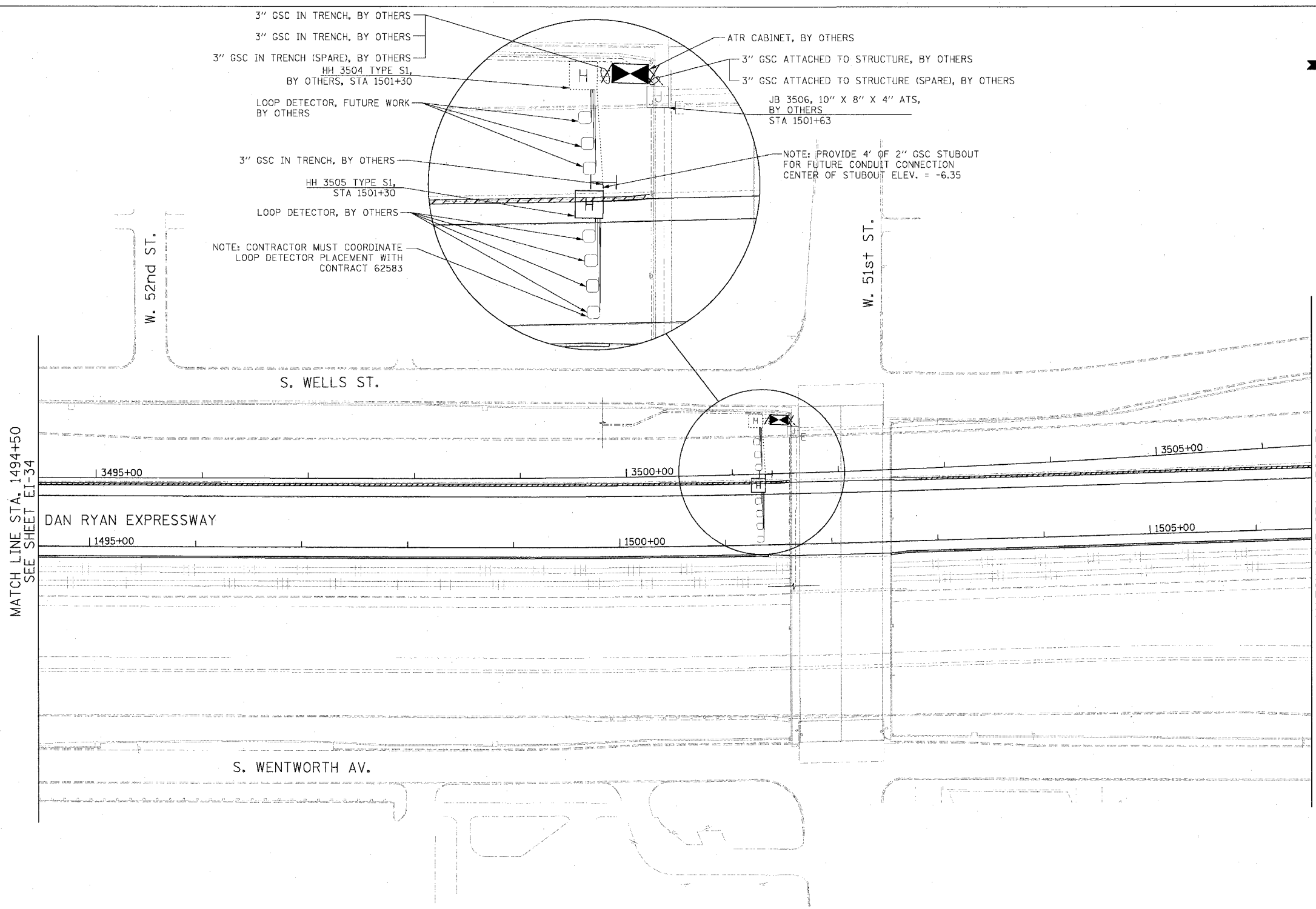
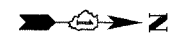



F.A.I. RTE.	SECTION	COUNTY	TOTAL SHEET NO.
94/90		COOK	598
STA. 1494+50	TO STA. 1506+50		369
FED. ROAD DIST. NO.	ILLINOIS	FED. AID PROJECT	
62302	11818, ETC, 2324.6-1PR-9		



NOTE: CONTRACTOR MUST COORDINATE LOOP DETECTOR PLACEMENT WITH CONTRACT 62583

NOTE: PROVIDE 4' OF 2" GSC STUBOUT FOR FUTURE CONDUIT CONNECTION CENTER OF STUBOUT ELEV. = -6.35

- NOTES:**
1. SEE DRAWING EI-100 AND EI-101 FOR ELECTRICAL SYSTEMS AND ABBREVIATIONS.
 2. UNLESS OTHERWISE STATED, ALL NOTED CABLE TO BE FURNISHED AND INSTALLED UNDER ANOTHER CONTRACT.
 3. TRENCHED CONDUITS INSTALLED IN PARALLEL ARE TO BE INSTALLED IN COMMON TRENCH.
 4. THIS SHEET ONLY DEPICTS INSTALLATION OF DETECTION/RAMP METER ELEMENTS. REFER TO SHEETS FOR OTHER SUBSYSTEMS FOR ADDITIONAL ELEMENTS IN THE AREA SHOWN.
 5. DETECTOR LOOPS INSTALLED BY OTHERS.
 6. REFER TO HANDHOLE DETAILS. SEE DRAWING DT-29.



EI-35

REVISIONS	
NAME	DATE

ILLINOIS DEPARTMENT OF TRANSPORTATION
 F.A.I. 94/90 (DAN RYAN EXPRESSWAY)
 31ST STREET TO 71ST STREET
 SB EXPRESS LANE RECONSTRUCTION
 ELECTRICAL INFRASTRUCTURE PLAN
 SOUTHBOUND STA 1494+50 TO 1506+50

SCALE: 1"=50'
 DATE: 7/7/05

DRAWN BY: CJH
 CHECKED BY: M.JL

Edwards AND Kelcey
 ONE NORTH FRANKLIN
 CHICAGO, IL 60606
 PHONE: (312) 251-3000
 FAX: (312) 251-3015
 WEB: WWW.EKCORP.COM

MATCH LINE STA. 1494+50
SEE SHEET EI-34

MATCH LINE STA. 1506+50
SEE SHEET EI-36

P:\030909\935\Con 14&15\CADD\515\DE 12030521.DWG