




























62877

F.A. RTE.	SECTION	COUNTY	TOTAL SHEETS	SHEET NO.
290	0305-302K-L-3	COOK	55	3
STA.	TO STA.			
FED. ROAD DIST. NO.	ILLINOIS	FED. AID PROJECT		

LEGEND:

-  LIGHTING CONTROLLER DUPLEX TYPE PROPOSED
-  LIGHTING CONTROLLER DUPLEX TYPE EXISTING
-  LIGHTING CONTROLLER SINGLE TYPE EXISTING
-  UTILITY POWER POLE EXISTING
-  TRAFFIC SIGNAL HEAVY DUTY HAND HOLE, EXISTING
-  GROUND ROD
-  EXISTING LIGHTING UNIT TO BE REMOVED
-  EXISTING TWIN MAST LIGHTING UNIT TO BE REMOVED
-  EXISTING LIGHTING UNIT
-  REINSTALLED EXISTING LIGHTING UNIT
-  LIGHT TOWER BASE, PROPOSED
-  LIGHT TOWER BASE, EXISTING
-  HANDHOLE, PROPOSED
-  LIGHT TOWER LUMINAIRE
-  LIGHT TOWER MAST ARM
-  UNDERPASS LUMINAIRE, EXISTING
-  SOIL BORING LOCATION
-  EXISTING SIGN LUMINAIRE
-  CONDUIT EXPOSED
-  FIBER OPTIC CABLE
-  UNIT DUCT, PROPOSED, SEE PLANS FOR SIZES
-  CONDUIT CAPPED AS SPARE
-  CONDUIT PUSHED PROPOSED, SEE PLANS FOR SIZES
-  CONDUIT PUSHED EXIST.
-  OVERHEAD UTILITY CABLE EXIST.
-  LIGHTING JUNCTION BOX EXISTING
-  LIGHTING JUNCTION BOX PROPOSED, SEE PLAN FOR SIZES
- LT LEFT OF STATION (VIEWED IN DIRECTION OF INCREASING STATION NUMBERS)
- RT RIGHT OF STATION (VIEWED IN DIRECTION OF INCREASING STATION NUMBERS)
- MH MOUNTING HEIGHT
- MA MAST ARM
- EOP EDGE OF PAVEMENT
- ML MAIN LINE (ROADWAY) CENTERLINE
- BL BASE LINE OF RAMP
- EOS EDGE OF SHOULDER
- ROW RIGHT OF WAY
- GND GROUND

GENERAL NOTES:

1. ALL WORK SHALL CONFORM TO THE NATIONAL ELECTRICAL CODE AND ANY APPLICABLE LOCAL CODES.
2. CONTRACTOR TO VERIFY LOCATION OF ALL UNDERGROUND UTILITIES BEFORE TRENCHING, PUSHING OR AUGERING CONTRACTOR TO CONTACT ILLINOIS TOLLWAY FOR LOCATION OF UNDERGROUND TOLLWAY FACILITIES.
3. BEFORE INSTALLING STANDARDS NEAR OVERHEAD FACILITIES CALL COMED FOR APPROVAL OF LOCATION.
4. FOR LOCATION OF EXISTING UNDERGROUND ELECTRICAL CABLE CALL COMED.
6. ANY TREE TRIMMING REQUIRED AS DIRECTED BY THE ENGINEER SHALL BE PERFORMED BY THE CONTRACTOR, AND THE COST SHALL BE CONSIDERED INCIDENTAL TO CONTRACT.
7. CONTRACTOR SHALL TAKE ALL NECESSARY MEASURES TO RESTORE ANY SPECIALIZED LANDSCAPING, (I.E. DECORATIVE ROCKS, SHRUBS, PLANTS, SNOWWALL, ETC.) OR SHALL REPLACE IT, THE COST OF WHICH SHALL BE CONSIDERED INCIDENTAL TO CONTRACT.
8. ALL ROADWAY POLES SHALL BE UL LISTED.
10. UNLESS OTHERWISE INDICATED, ALL ITEMS AND WORK SHOWN ON THESE PLANS ARE PROPOSED NEW ITEMS AND WORK.
11. CONTRACTOR TO MARK AND STAKE LOCATIONS OF HIGH MAST TOWERS AND HANDHOLES. CONTRACTOR TO OBTAIN ENGINEERS APPROVAL BEFORE INSTALLATION OF SUCH.
12. EXISTING CONTROLLERS O & P TO BE REMOVED AFTER INSTALLATION OF PROPOSED CONTROLLERS O & P.
13. POLE REMOVALS TO BE PERFORMED AFTER ENERGIZATION OF HIGH MAST TOWER LIGHTING.
14. THE MAJORITY OF THE POLES BEING REMOVED BY THIS CONTRACT WILL BE STORED IN STATE STOCK. THE REMAINDER OF THESE POLES SHALL BE RELOCATED TO HIGGINS ROAD. THE CONTRACTOR SHALL REFERENCE SHEETS E-14 AND E-15 FOR THE LOCATIONS OF POLES BEING RE-INSTALLED ON HIGGINS ROAD. CONTRACTOR TO COORDINATE THE AFOREMENTIONED ACTIVITIES WITH THE ENGINEER.
15. THE DELIVERY OF POLES TO OR FROM STATE STOCK SHALL BE INCIDENTAL TO THE PAY ITEMS FOR REMOVAL OF EXISTING LIGHTING UNITS (SALVAGE), OR LIGHT POLE, ALUMINUM (INSTALL ONLY) OF A SPECIFIED TYPE OR AS DIRECTED BY THE ENGINEER.
16. LIGHT TOWERS ARE BEING FURNISHED UNDER A SEPARATE CONTRACT.
17. EXISTING FENCE SHALL REMAIN UNDISTURBED, EXCEPT AS APPROVED BY THE ENGINEER. ANY FENCE REMOVED TO FACILITATE THE CONTRACTOR'S OPERATIONS SHALL BE RESTORED TO THE SATISFACTION OF THE ENGINEER, AT NO ADDITIONAL COST TO THE CONTRACT.
18. SOIL BORING REPORTS INDICATE THAT SOME AREAS MAY CONTAIN CONTAMINATED SOIL WHICH WOULD REQUIRE SPECIAL WASTE DISPOSAL.
19. UNIT DUCTS LOCATED WITHIN ONE FOOT OF EACH OTHER SHALL BE INSTALLED IN A COMMON TRENCH.
20. UNLESS OTHERWISE INDICATED ALL RACEWAY PUSHES ARE RE:ID GALVANIZED STEEL CONDUIT.

2.1. All traffic signs (approximately 25) that are attached to the existing light poles to be removed shall be reinstalled near existing locations and as directed by the Engineer. The labor and all associated material necessary to reinstall traffic signs including hardware and concrete if sign is located in the median, other than the wood posts which are paid for separately, shall be included under pay item for "Removal of Existing Lighting Unit, Salvage"

IDOT HIGHWAY STANDARDS

- 701001-01 OFF-ROAD OPERATIONS 2-L, 2-W, MORE THAN 15' AWAY
- 701006-02 OFF-ROAD OPERATIONS 2-L, 2-W, 15' TO 24" FROM PAVEMENT EDGE
- 701011-01 OFF-ROAD MOVING OPERATIONS 2-L, 2-W, DAY ONLY
- 701101-01 OFF-ROAD OPERATIONS, MULTILANE, 15' TO 24" FROM PAVEMENT EDGE
- 701106-01 OFF-ROAD OPERATIONS, MULTILANE, MORE THAN 15' AWAY
- 701301-01 LANE CLOSURE, 2-L, 2-W, SHORT TIME OPERATIONS
- 701400-01 APPROACH TO LANE CLOSURE, FREEWAY/EXPRESSWAY
- 701401-01 LANE CLOSURE, FREEWAY/EXPRESSWAY
- 701411-01 LANE CLOSURE MULTILANE AT ENTRANCE OR EXIT RAMP FOR SPEEDS ≥ 45 MPH
- 701421-01 LANE CLOSURE, MULTILANE, DAY OPERATIONS ONLY, FOR SPEEDS ≥ 45 MPH TO 55 MPH
- 701446 TWO LANE CLOSURE, FREEWAY/EXPRESSWAY
- 701501-01 URBAN LANE CLOSURE 2-L, 2-W, UNDIVIDED

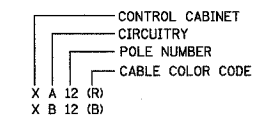
TRAFFIC CONTROL DEVICES
2000 SIGN PANEL ERECTION DETAILS

***DISTRICT ONE STANDARD DETAILS**

- TC-8 ENTRANCE AND EXIT RAMP CLOSURE DETAILS
- TC-10 TRAFFIC CONTROL AND PROTECTION FOR SIDEROADS, INTERSECTIONS, AND DRIVEWAYS
- TC-14 TRAFFIC CONTROL AND PROTECTION AT TURN BAYS
- TC-17 PARTIAL RAMP AND SHOULDER CLOSURE DETAILS
- TC-22 TEMPORARY INFORMATION SIGNING

* SUPPLIED BY DISTRICT ONE

LIGHT POLE LABEL LEGEND:



REVISIONS	
NAME	DATE

ILLINOIS DEPARTMENT OF TRANSPORTATION

**ILLINOIS ROUTE 53
DRAWING LEGEND
AND GENERAL NOTES**

SCALE: VERT. NONE
HORIZ. DATE 02-28-2005

DRAWN BY MEK
CHECKED BY RER

HOH HARRY O. HEFTER - ASSOCIATES, INC. 55 East Jackson Blvd. Chicago, Illinois 60604 312/346-8131

PROJECT NUMBER 2672

0:\PROJECTS\2672\DRAWING\FINAL_04_01_05\SEGMENT 1\LIGHTING\EGG.DGN

Rev. 9-13-05

E-00