

STATE OF ILLINOIS
DEPARTMENT OF TRANSPORTATION

ROUTE NO.	SECTION	COUNTY	TOTAL SHEETS	SHEET NO.
		Will	14	10
3 SHEETS				

62900

GENERAL NOTES

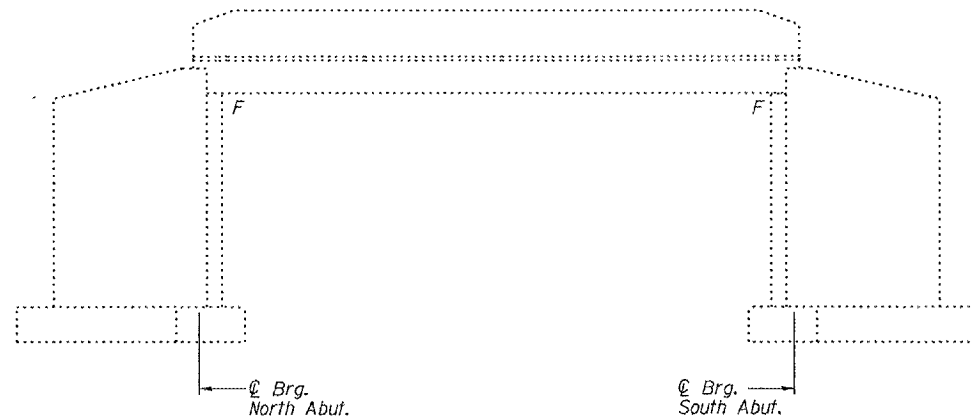
Plan dimensions and details relative to existing structure have been taken from existing plans and are subject to nominal construction variations. It shall be the Contractor's responsibility to verify such dimensions and details in the field and make necessary approved adjustments prior to construction or ordering of materials. Such variations shall not be cause for additional compensation for a change in the scope of the work, however, the Contractor will be paid for the quantity actually furnished at the unit price bid for the work.

Any damage done to the bridge during beam removal shall be repaired by the Contractor. Cost to be included in the cost of "Removal of Existing P.P.C. Deck Beams".

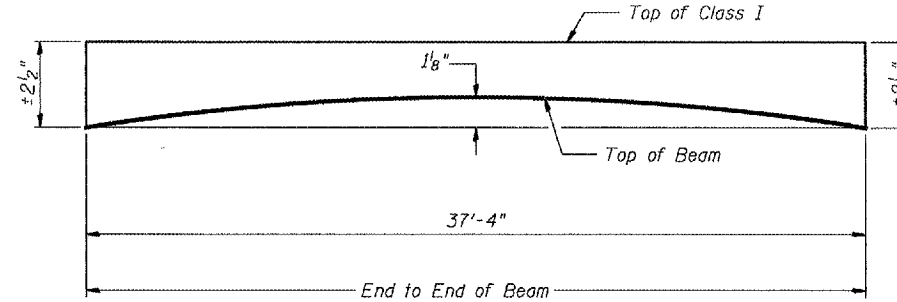
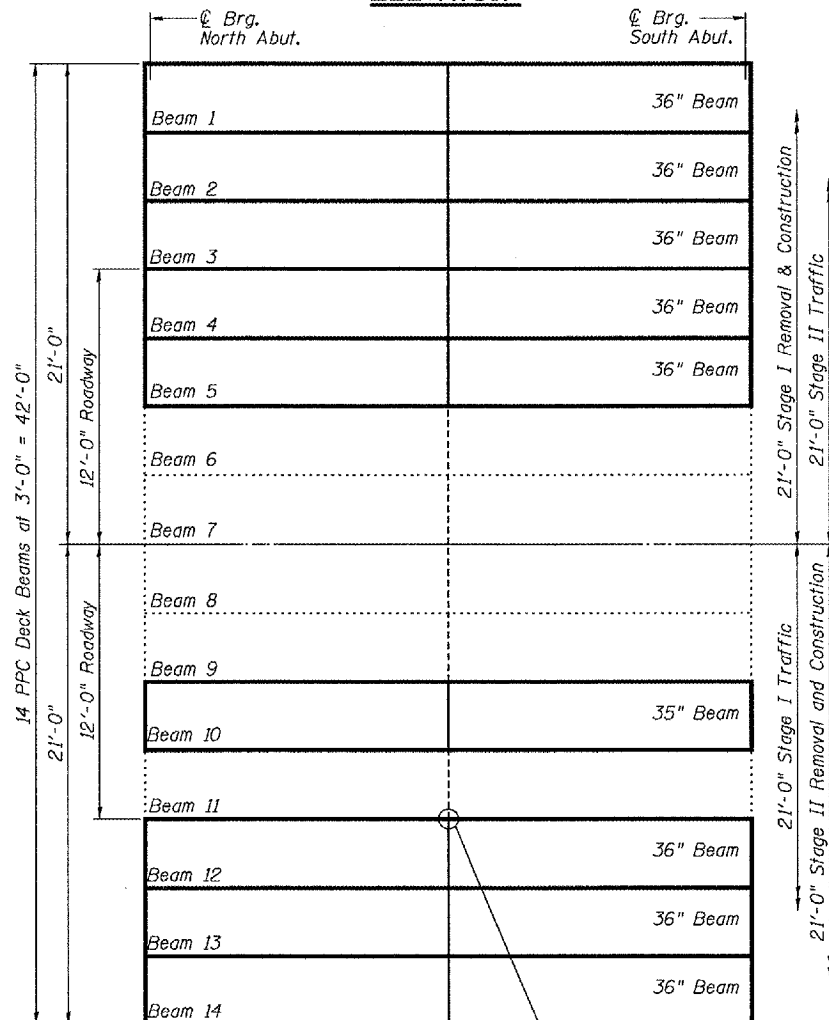
Reinforcement bars shall conform to the requirements of AASHTO M-31 or M322 Grade 60.

The top surface of the beams shall be finished in accordance with Article 504.06 of the Standard Specifications except that the surface shall not be roughened by brooming. The finished surface shall be free of depressions or high spots with sharp corners, and the top edge of keys shall be rounded or chamfered a minimum of 1/4".

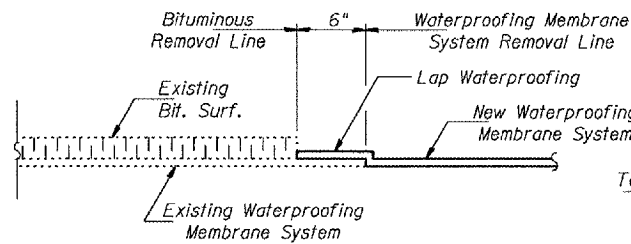
Temporary concrete barrier shall only be anchored into the overlay and not the PPC Deck Beams.



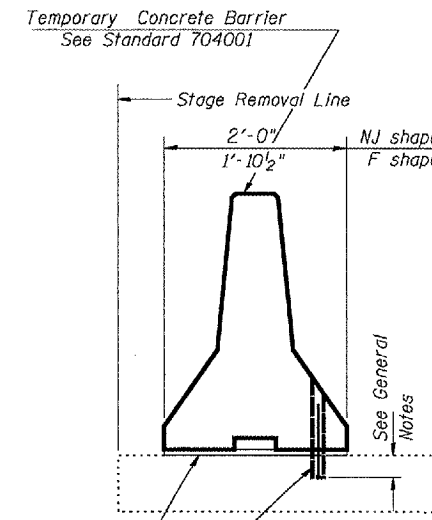
ELEVATION



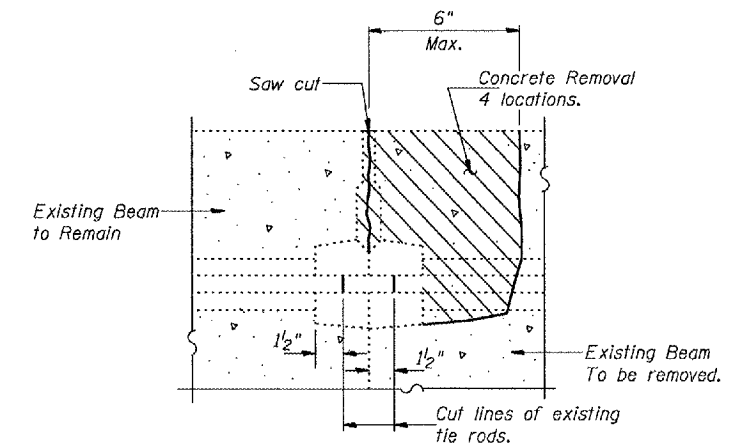
ANTICIPATED INITIAL CAMBER DIAGRAM



WATERPROOFING TREATMENT



SECTIONS THRU SLAB SHOWING TEMPORARY CONCRETE BARRIER



BEAM REMOVAL DETAIL AT TRANSVERSE TIES

TOTAL BILL OF MATERIAL

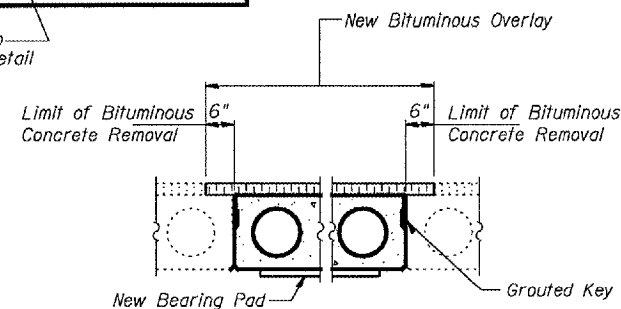
ITEM	UNIT	QUANTITY
Precast Prestressed Concrete Deck Beams (17" Depth)	Sq. Ft.	1005
Bituminous Concrete Surface Removal	Sq. Yd.	8.3
Removal of Existing PPC Deck Beams	Sq. Ft.	1008
Bituminous Concrete Surface Course, Superpave Mix "D" N50	Ton	12.4
PC Mortar Fairing Course	Foot	373
Reinforcement Bars, Epoxy Coated	Pound	1360
Waterproofing Membrane System	Sq. Yd.	110
Concrete Superstructure	Cu. Yd.	8.5
Concrete Removal	Cu. Yd.	8.5
Floor Drains	Each	6
Protective Coat	Sq. Yd.	14.2

PLAN AND ELEVATION


F.A. RT. 124
WILL COUNTY
SN.099-0119

Existing Tie Rods to be cut (Typ). See Detail This sheet.

PLAN



PARTIAL CROSS SECTION



Expires 11-30-06

DESIGN STRESSES PRESTRESS UNITS

f'c = 5,000 psi
f'ci = 4,000 psi
f's = 270,000 psi (1/2" Low Relaxation Strands)
f'si = 201,960 psi (1/2" Low Relaxation Strands)

DESIGNED	Victor H. Veloz
CHECKED	Mike Trullow
DRAWN	[Signature]
CHECKED	MJT UHV

DATE	May 8, 2005
EXAMINED	John Morris
PASSED	Ralph E. Anderson