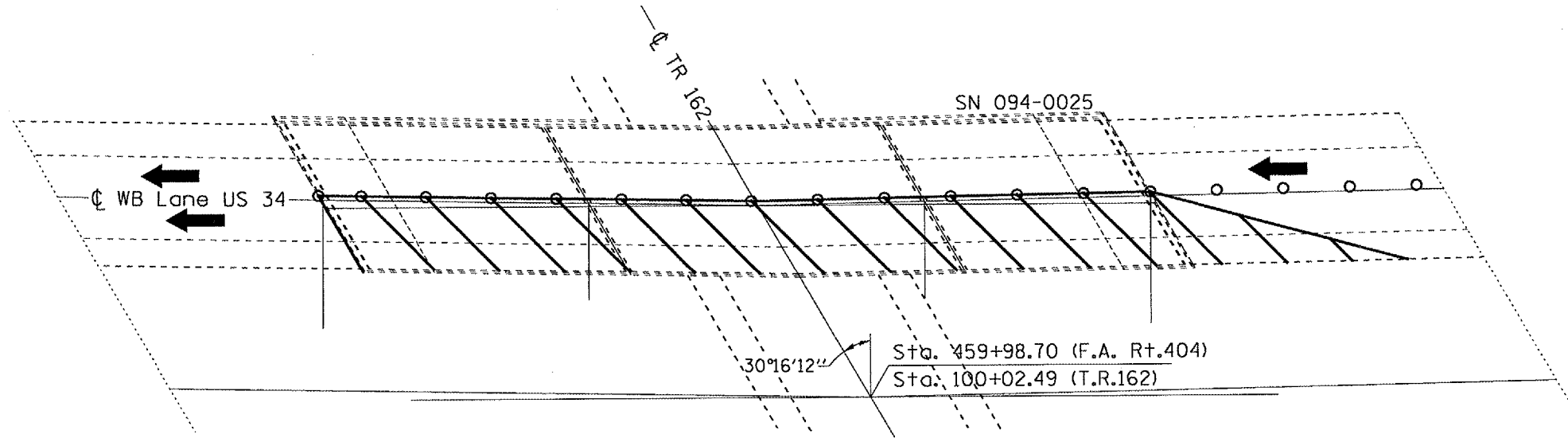






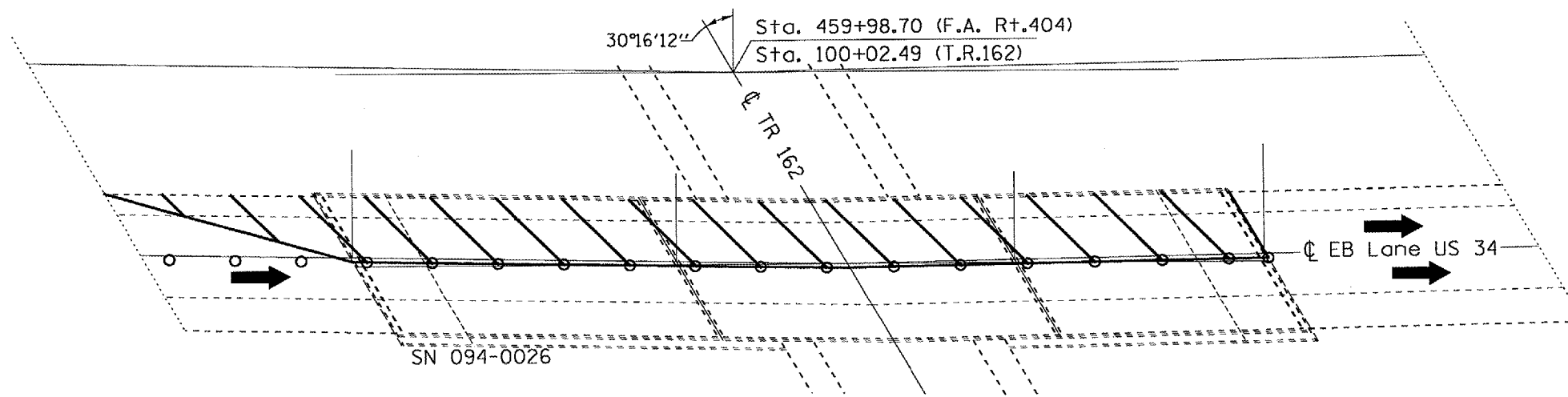


F.A.P. RTE.	SECTION	COUNTY	TOTAL SHEETS	SHEET NO.
404	D4 BRIDGE REP.	WARREN	20	6
STA. 459+08.81		TO STA. 460+84.25		
FED. ROAD DIST. NO. 4		ILLINOIS		FED. AID PROJECT



Stage I
Traffic & Control

-  Arrow Board
-  Work Area
-  Sign
-  Direction Indicator barricade with steady burn monodirectional light
-  Cone, Drum, or Barricade
-  Flagger w/traffic control sign



Stage I
Traffic & Control

NOTE
Refer to Highway Standard 701402 for exact placement of traffic management devices and other clarifications as construction staging symbols and dimensioning were duplicated off of this standard.

SN 094-0025/094-0026
US 34 over TR 162

REVISIONS		ILLINOIS DEPARTMENT OF TRANSPORTATION
NAME	DATE	
		TRAFFIC STAGING PLAN

SCALE: VERT. _____
HORIZ. _____
DATE 03-01-2005

DRAWN BY CEJ
CHECKED BY _____

PLOT DATE * DATE *
FILE NAME * FILE *
PLOT SCALE * SCALE *
REFERENCE * REF *