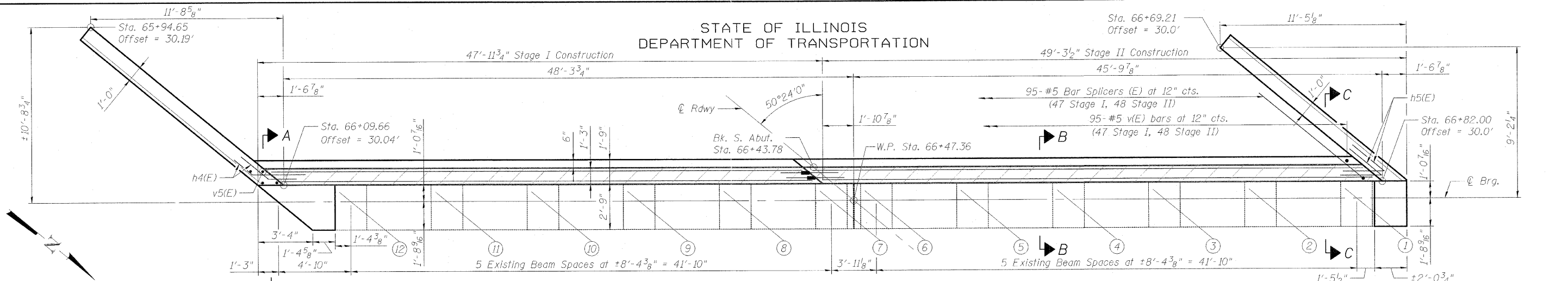
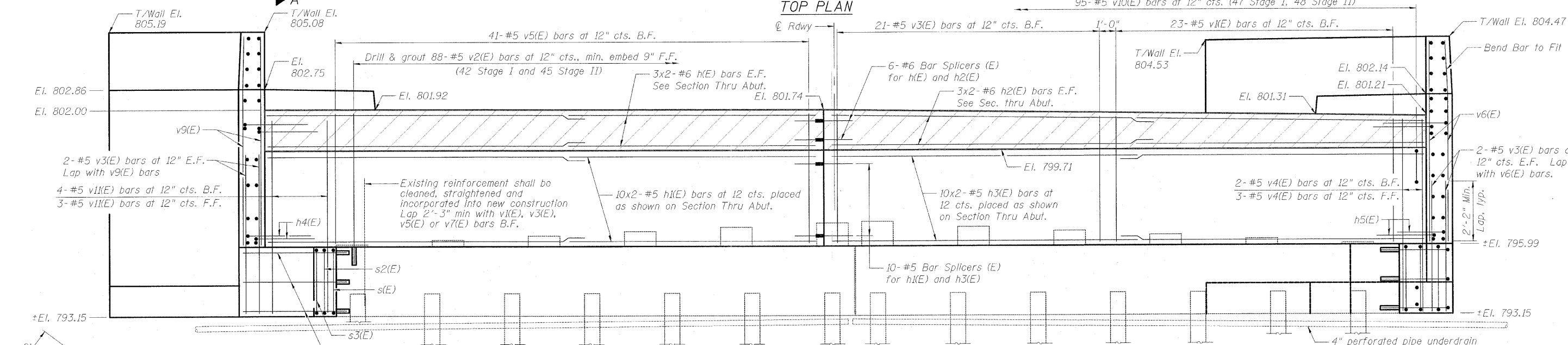


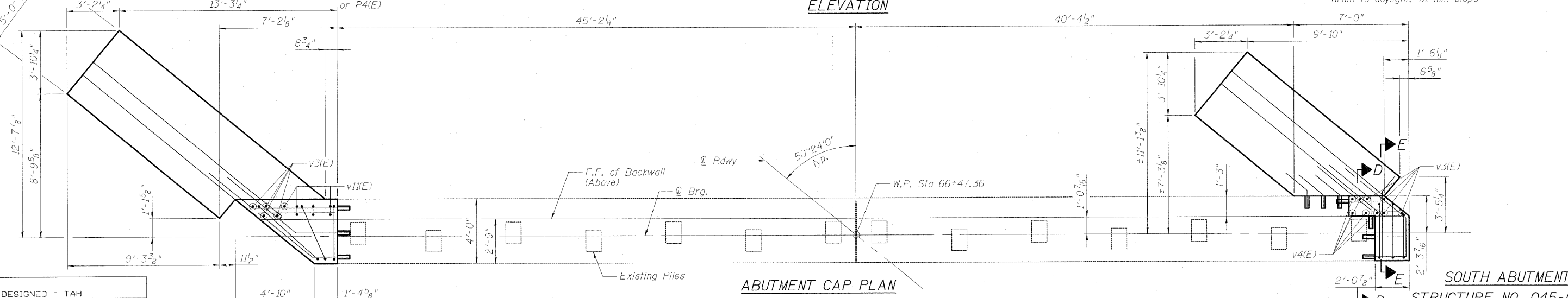
STATE OF ILLINOIS
DEPARTMENT OF TRANSPORTATION



TOP PLAN



ELEVATION



ABUTMENT CAP PLAN

SOUTH ABUTMENT
STRUCTURE NO. 045-0016

DESIGNED	- TAH
CHECKED	- DF
DRAWN	- LAM
CHECKED	- TAH

NOTES

- See sheet S-18 of S-34 for fence post location on wingwalls.
- See sheet S-31 of S-34 for Section A-A, B-B, C-C, D-D, and E-E.
- See sheet S-30 of S-34 for Abutment Pile Cap and Wingwall reinforcement.
- E.F. = Each Face, B.F. = Back Face, F.F. = Front Face
- Sidewalk over hatch block portion to be poured with approach pavement sidewalk. Concrete quantity & reinforcement bars are included with Approach Pavement. See drawings S-17 thru S-19 of S-34.

BOWMAN, BARRETT & ASSOCIATES INC.
CONSULTING ENGINEERS
Chicago, Illinois
312.228.0100
www.bbainc.com
Job No. 910

SHEET NO. S-29 S-34 SHEETS	F.A.U. RTE. 3887	SECTION R-VB-R	COUNTY KANE	TOTAL SHEETS 83	SHEET NO. 63
	CONTRACT NO. 60C06				
FED. ROAD DIST. NO. 1 ILLINOIS FED. AID PROJECT					