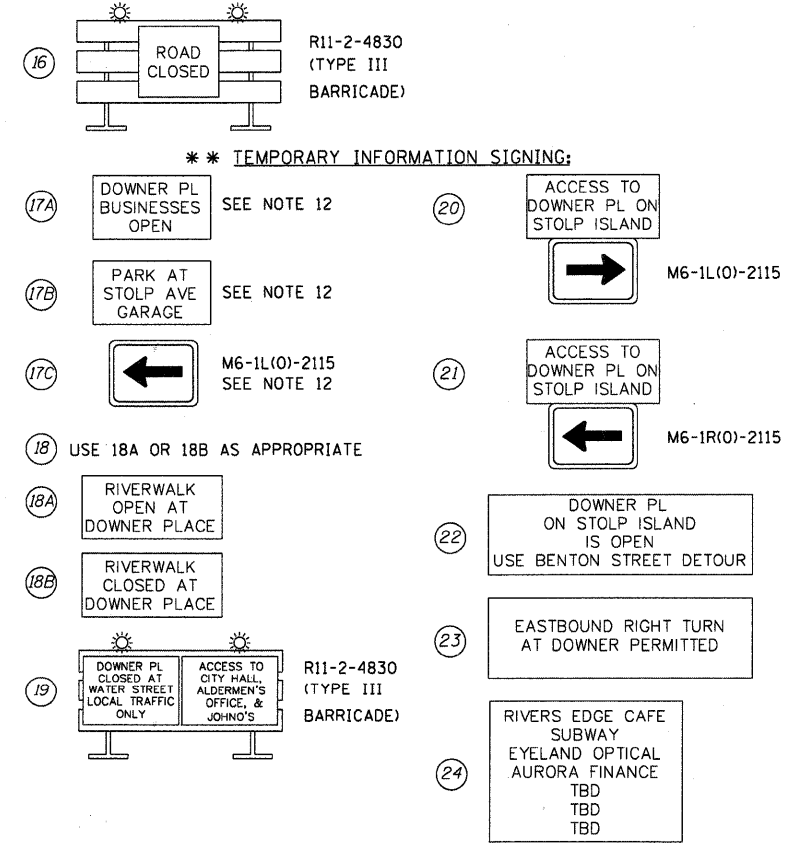
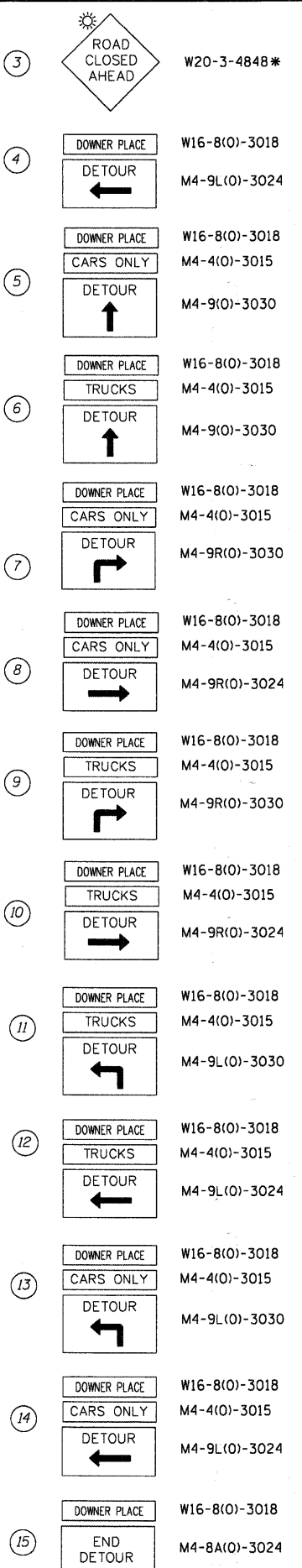
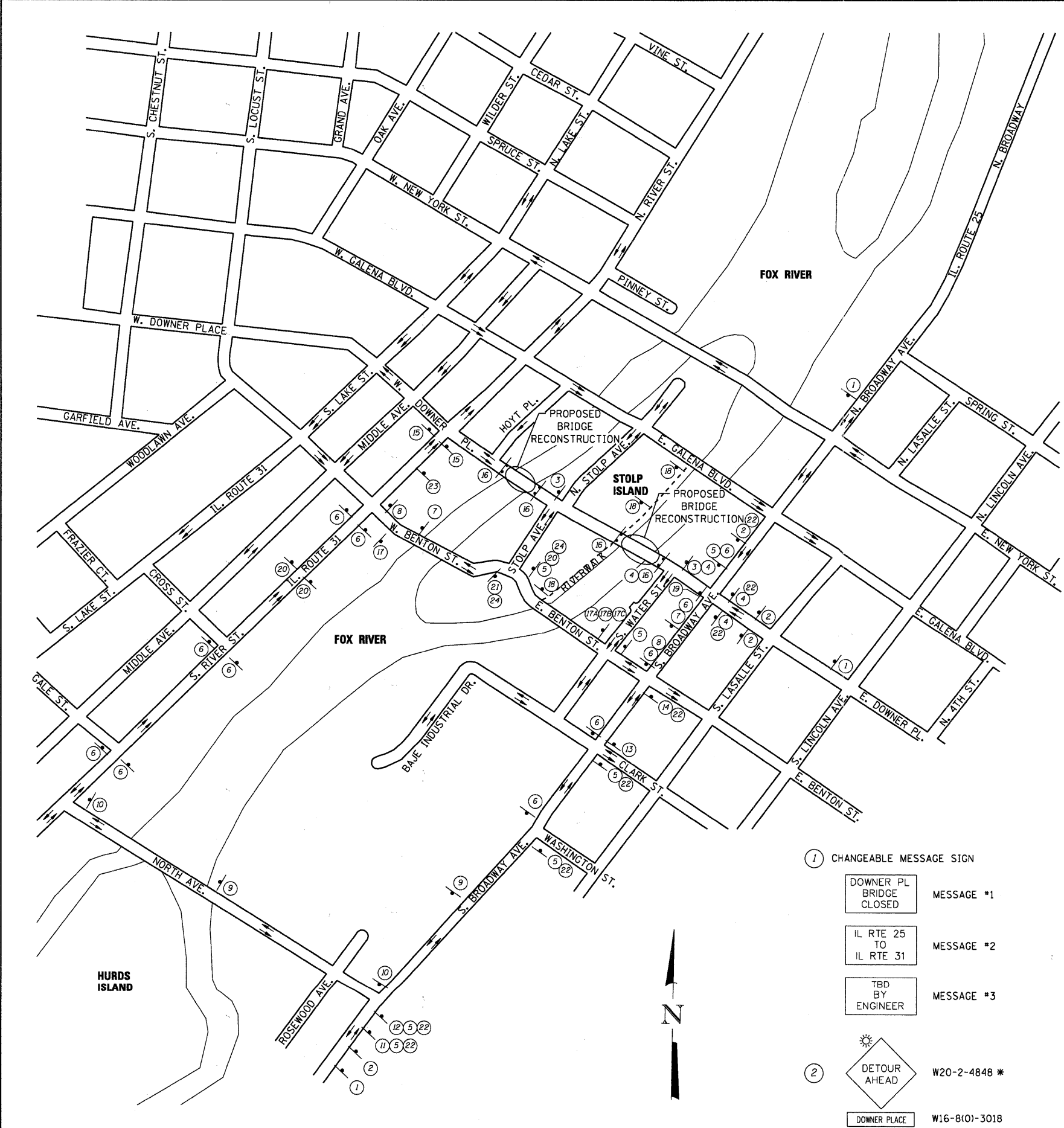


### DETOUR GENERAL NOTES

- SEE DOWNER PLACE AND BENTON STREET MAINTENANCE OF TRAFFIC PLANS FOR ADDITIONAL SIGNAGE.
- DOWNER PLACE SHALL NOT BE CLOSED UNTIL ALL TRAFFIC CONTROL AND PROTECTION HAS BEEN ESTABLISHED IN ACCORDANCE WITH THE DETOUR AND MAINTENANCE OF TRAFFIC PLANS.
- THE ENGINEER, CITY OF AURORA EMERGENCY SERVICES, AND THE ILLINOIS DEPARTMENT OF TRANSPORTATION SHALL BE NOTIFIED IN WRITING A MINIMUM OF TWO WEEKS PRIOR TO THE DAY THE DETOUR IS TO BE IN EFFECT. THESE PARTIES SHALL ALSO BE NOTIFIED A MINIMUM OF 24 HOURS PRIOR TO THE DETOUR BEING REMOVED AND DOWNER PLACE REOPENED TO NORMAL TRAFFIC OPERATIONS.
- ADDITIONAL TRAFFIC CONTROL AND PROTECTION DEEMED NECESSARY BY THE ENGINEER SHALL BE PROVIDED AND INSTALLED AT NO ADDITIONAL COST.
- AT THE PRECONSTRUCTION MEETING, THE CONTRACTOR SHALL PROVIDE THE ENGINEER WITH THE NAMES AND PHONE NUMBERS (INCLUDING A 24 HOUR EMERGENCY NUMBER) OF THE REPRESENTATIVES RESPONSIBLE FOR CORRECTING TRAFFIC CONTROL DEFICIENCIES.
- THE LOCATIONS OF ALL SIGNS SHOWN ON THE DETOUR PLAN ARE APPROXIMATE. THE CONTRACTOR SHALL ADJUST LOCATIONS TO FIT FIELD CONDITIONS.
- ALL DETOUR SIGNS SHALL BE POST MOUNTED.
- EXISTING TRAFFIC SIGNS CONFLICTING WITH THE DETOUR SIGNAGE SHALL BE TEMPORARILY REMOVED OR COVERED AS DIRECTED BY THE ENGINEER.
- ALL DETOUR SIGNS SHALL BE NEW OR IN LIKE-NEW CONDITION. THE ENGINEER SHALL BE THE SOLE JUDGE OF THE CONDITION OF THE SIGNS.
- ALL LABOR, MATERIALS, AND EQUIPMENT NECESSARY TO FURNISH, INSTALL AND MAINTAIN THE DETOUR WILL BE PAID FOR AT THE CONTRACT UNIT PRICE FOR "TRAFFIC CONTROL AND PROTECTION, (SPECIAL)."
- CHANGEABLE MESSAGE SIGN TO BE USED AS DIRECTED BY THE ENGINEER. ACTUAL MESSAGE TO BE DETERMINED BY THE ENGINEER.
- SIX TEMPORARY INFORMATION SIGNS 17A AND 17B SHALL BE LOCATED AS DETERMINED BY THE ENGINEER. SIGN 17C M6 DIRECTIONAL ARROW SHALL BE DETERMINED UPON PLACEMENT OF TEMPORARY INFORMATION SIGNS 17A AND 17B.



\* FLASHING LIGHT SHALL BE ON THE TRAFFIC SIDE OF THE SIGN.  
 \*\* TEMPORARY INFORMATION SIGNAGE SIZES SHALL BE DETERMINED BY THE CONTRACTOR BASED UPON LENGTH OF MESSAGE.



- 1 CHANGEABLE MESSAGE SIGN
  - DOWNER PL BRIDGE CLOSED MESSAGE #1
  - IL RTE 25 TO IL RTE 31 MESSAGE #2
  - TBD BY ENGINEER MESSAGE #3
- 2 DETOUR AHEAD (W20-2-4848 \*)
  - DOWNER PLACE (W16-8(0)-3018)

HRGreen  
 PROJECT CONTACT: Michael G. Harding  
 CLIENT: City of Aurora  
 DATE PLOTTED: 7/26/2011 10:53:12 AM  
 FILE NAME: 86090472-Dtr.dgn  
 PLOT SCALE: 1"=100'  
 PLOT DATE: 7/26/2011

**HRGreen.com**  
 Illinois Professional Design Firm  
 #154-001322

USER NAME = wood	DESIGNED - JMR	REVISED -
FILE NAME = 86090472-Dtr.dgn	DRAWN - JMR	REVISED -
PLOT SCALE =	CHECKED - APS	REVISED -
PLOT DATE = 7/26/2011	DATE - 7/26/11	REVISED -

**CITY OF AURORA**

**TEMPORARY DETOUR PLAN  
 DOWNER PLACE**

SCALE: SHEET NO. 1 OF 1 SHEETS STA. TO STA.

F.A.U. RTE.	SECTION	COUNTY	TOTAL SHEETS	SHEET NO.
	07-00264-00-BR	KANE	164	12
CONTRACT NO. 63620				
FED. ROAD DIST. NO. ILLINOIS FED. AID PROJECT				