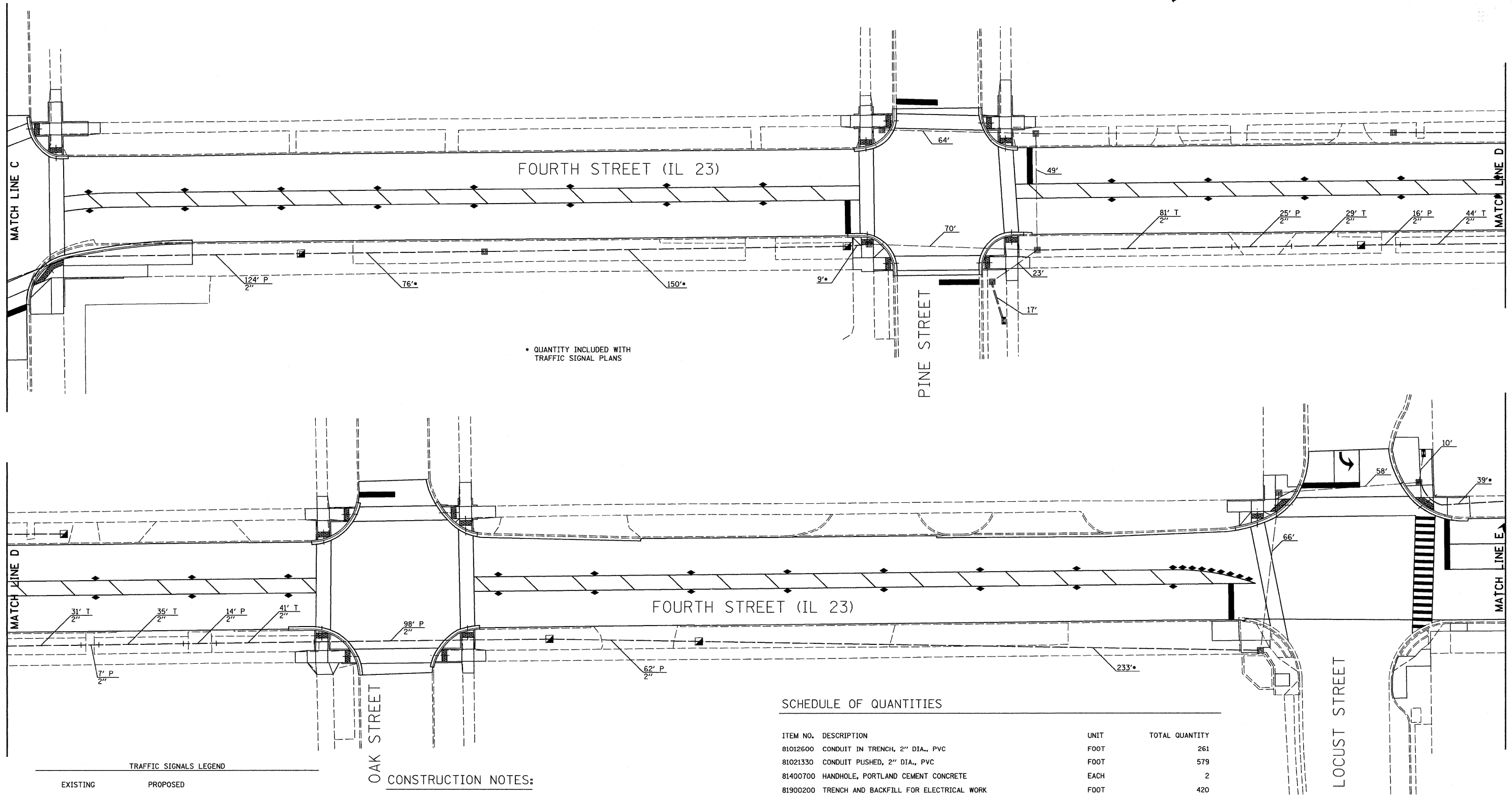
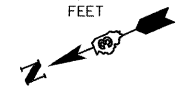
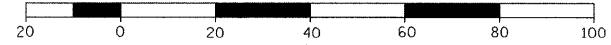


NOTE:
SEE INTERSECTION PLAN SHEETS FOR CONDUIT LENGTHS
AND DESCRIPTIONS NOT SHOWN.



• QUANTITY INCLUDED WITH
TRAFFIC SIGNAL PLANS

CONSTRUCTION NOTES:

1. NEW AND EXISTING HANDHOLES SHALL BE USED AS SHOWN.

TRAFFIC SIGNALS LEGEND

EXISTING	PROPOSED	
		CONTROLLER CABINET
		CONDUIT
		HANDHOLE
		DOUBLE HANDHOLE

SCHEDULE OF QUANTITIES

ITEM NO.	DESCRIPTION	UNIT	TOTAL QUANTITY
81012600	CONDUIT IN TRENCH, 2" DIA., PVC	FOOT	261
81021330	CONDUIT PUSHED, 2" DIA., PVC	FOOT	579
81400700	HANDHOLE, PORTLAND CEMENT CONCRETE	EACH	2
81900200	TRENCH AND BACKFILL FOR ELECTRICAL WORK	FOOT	420
86400100	TRANSCEIVER-FIBER OPTIC	EACH	2
87100160	FIBER OPTIC CABLE IN CONDUIT 62.5/125 24F	FOOT	1523
*3002213	ELECTRIC CABLE IN CONDUIT, TRACER, NO. 14 1C	FOOT	1523

FILE NAME =
D366983-SHT-TS-INTERCONNECT.DGN

USER NAME = --

DESIGNED - DJD

REVISED - ---

DRAWN - ARR

REVISED - ---

CHECKED - DJD

REVISED - ---

DATE - 01/11

REVISED - ---

**STATE OF ILLINOIS
DEPARTMENT OF TRANSPORTATION**

**TRAFFIC SIGNAL INTERCONNECT PLAN
FAP 68 (IL 23)/FOURTH STREET**

F.A.P. RTE. 68	SECTION (28)N, TS & I	COUNTY DEKALB	TOTAL SHEETS 120	SHEET NO. 84
----------------------	--------------------------	------------------	---------------------	-----------------

SCALE: 1" = 20' SHEET NO. ___ OF ___ SHEETS STA. _____ TO STA. _____

CONTRACT NO. 66983
ILLINOIS FED. AID PROJECT