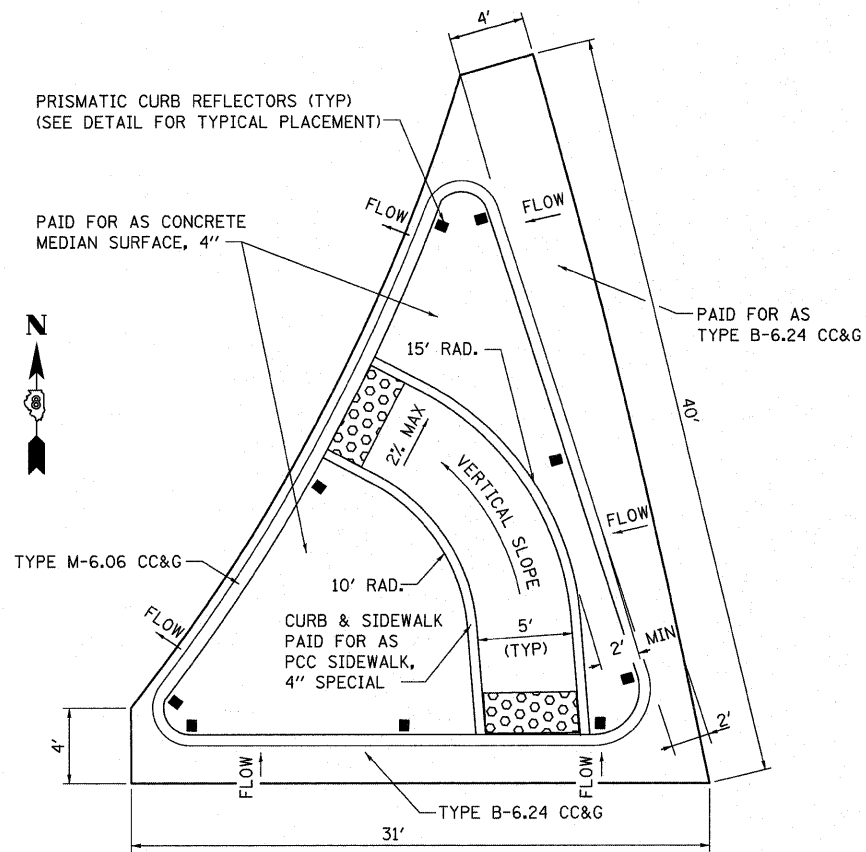


NOTES

1. SEE HIGHWAY STANDARD 606301 AND TYPICAL SECTIONS FOR SPECIFIC DIMENSIONS.
2. ENTIRE 8' WIDE MEDIAN AREA SHALL BE PAID FOR AS CONCRETE MEDIAN, TYPE SM ACCORDING TO ARTICLE 606.14 OF THE "STANDARD SPECIFICATIONS FOR ROAD AND BRIDGE CONSTRUCTION".
3. TRANSITION GUTTER EDGE ELEVATIONS WITH ADJACENT TRAVEL LANES FROM STA 8+28.98 TO STA 8+50.82. HOLD THESE ELEVATIONS EQUAL FROM STA 8+50.82 TO STA 9+35.76.
4. TRANSITION GUTTER PANS WITH PAVEMENT CROSS SLOPE FROM STA 8+28.98 TO STA 8+50.82. MATCH THE GUTTER SLOPES SHOWN IN THE DETAIL FROM STA 8+50.82 TO STA 9+35.76.

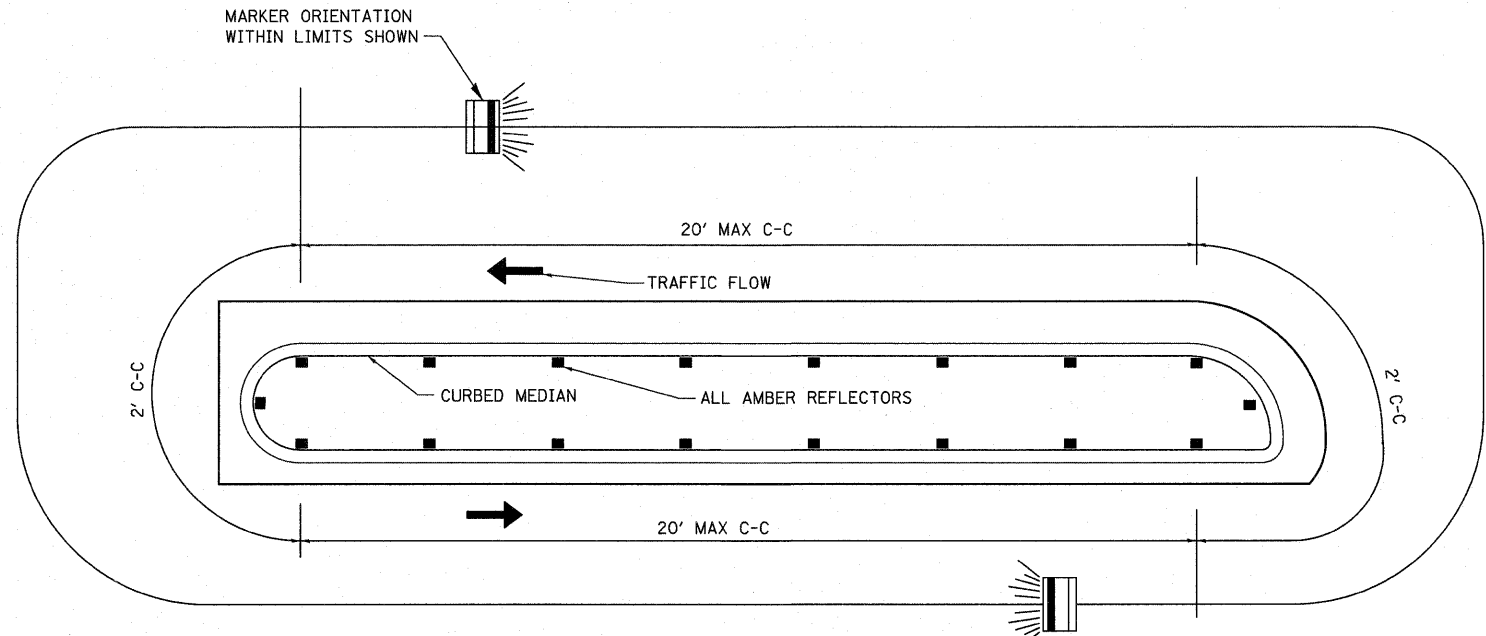
SOLID MEDIAN
(NOT TO SCALE)



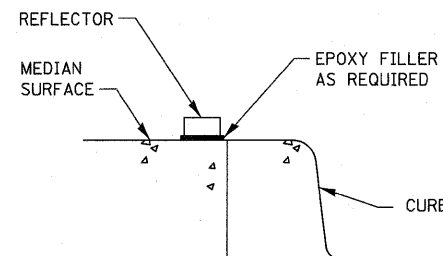
NOTES

1. SEE HIGHWAY STANDARD 606301 FOR SPECIFIC DIMENSIONS FOR THE INTERMEDIATE ISLAND
2. MEDIAN NOSES FOR CORNER ISLAND SHALL NOT BE RAMPED
3. SEE HIGHWAY STANDARD 424001 FOR DETAILS OF TYPE A RAMPS, EXCEPT THAT A CONSTANT LONGITUDINAL SLOPE SHALL BE MAINTAINED FROM EACH OPENING

PCC CORNER ISLAND
(NOT TO SCALE)



TYPICAL PLACEMENT OF PRISMATIC REFLECTORS ON CURBS
(NOT TO SCALE)



SECTION VIEW

NOTES

1. PRISMATIC REFLECTORS SHALL BE MONO-DIRECTIONAL FOR THE PROPOSED MEDIAN AND CORNER ISLAND ON SOUTH MAIN STREET AND BI-DIRECTIONAL FOR THE IL RTE 3 MEDIAN.
2. MONO-DIRECTIONAL PRISMATIC REFLECTORS SHALL BE POSITIONED SO THAT THE REFLECTIVE FACE IS FACING THE APPROACHING TRAFFIC.
3. PRISMATIC REFLECTORS SHALL BE SECURED IN PLACE WITH AN EPOXY ADHESIVE.
4. PRISMATIC REFLECTORS SHALL BE AMBER IN COLOR.

FILE NAME =	USER NAME = randy	DESIGNED - TLC	REVISED -
h:\p\28013\mcorstation\cadd sheets\082013-sht-details.dgn		DRAWN - RGV	REVISED -
PLOT SCALE = 20.0000 / 1 IN.		CHECKED -	REVISED -
PLOT DATE = 7/28/2011		DATE -	REVISED -

STATE OF ILLINOIS
DEPARTMENT OF TRANSPORTATION

CONSTRUCTION DETAILS

SCALE: NTS SHEET NO. 2 OF 2 SHEETS STA. TO STA.

F.A.U. RTE.	SECTION	COUNTY	TOTAL SHEETS	SHEET NO.
9302	08-00047-00-PV	MADISON	25	19
S MAIN ST RECONSTRUCTION			CONTRACT NO. 97467	
ILLINOIS FED. AID PROJECT				