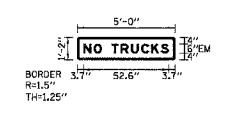


F.A.I.	SECTION	COUNTY	TOTAL SHEETS	SHEET NO.
94/90	▪	COOK	556	285A
STA.		TO STA.		
FED. ROAD DIST. NO.		ILLINOIS FED. AID PROJECT		
62300		•(1818, ETC, 2324.6-1PIR-8		

SIGN DETAIL
1:50



SIGN NUMBER	TS18A-01 & TS18A-02
WIDTH x HGHT.	5'-0" x 1'-2"
BORDER WIDTH	1.25"
CORNER RADIUS	1.5"
MOUNTING	Ground
BACKGROUND	TYPE: Reflective
COLOR:	Green
LEGEND/BORDER	TYPE: Reflective
COLOR:	Red/Pure White

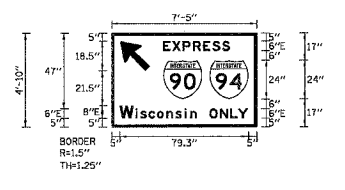
SYMBOL	X	Y	WID	HT

Panel Style: guide_exp_advance_b.ssi
Dimensions are in inches, tenths

Letter locations are panel edge to lower left corner

LETTER POSITIONS (X)										LENGTH	SERIESIZE
N	O	T	R	U	C	K	S			52.6	6
3.7	10	15	21	26.6	33	39.3	45.3	51.4			

SIGN DETAIL
1:50



SIGN NUMBER	TS18A-02
WIDTH x HGHT.	7'-5" x 4'-10"
BORDER WIDTH	1.25"
CORNER RADIUS	1.5"
MOUNTING	Ground
BACKGROUND	TYPE: Reflective
COLOR:	Green
LEGEND/BORDER	TYPE: Reflective
COLOR:	Red/Pure White

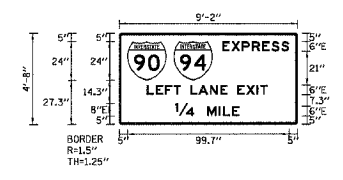
SYMBOL	X	Y	WID	HT
ARMED	5.3	34.8	15	23.6
M1.1	31.8	17	24	24
M1.1	60.3	17	24	24

Panel Style: guide_exp_advance_b.ssi
Dimensions are in inches, tenths

Letter locations are panel edge to lower left corner

LETTER POSITIONS (X)										LENGTH	SERIESIZE
E	X	P	R	E	S	S				41.2	6
31.7	37.8	43.7	50.1	56.4	62	68.1					

SIGN DETAIL
1:50



SIGN NUMBER	TS18A-01
WIDTH x HGHT.	9'-2" x 4'-8"
BORDER WIDTH	1.25"
CORNER RADIUS	1.5"
MOUNTING	Ground
BACKGROUND	TYPE: Reflective
COLOR:	Green
LEGEND/BORDER	TYPE: Reflective
COLOR:	Red/Pure White

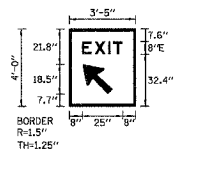
SYMBOL	X	Y	WID	HT
M1.1	5	27.3	24	24
M1.1	38.5	27.3	24	24

Panel Style: guide_exp_advance_b.ssi
Dimensions are in inches, tenths

Letter locations are panel edge to lower left corner

LETTER POSITIONS (X)										LENGTH	SERIESIZE
E	X	P	R	E	S	S				41.2	6
63.5	69.2	75.6	81.9	88.2	93.9	99.9					

SIGN DETAIL
1:50



SIGN NUMBER	TS18A-03
WIDTH x HGHT.	3'-5" x 4'-0"
BORDER WIDTH	1.25"
CORNER RADIUS	1.5"
MOUNTING	Ground
BACKGROUND	TYPE: Reflective
COLOR:	Green
LEGEND/BORDER	TYPE: Reflective
COLOR:	Red/Pure White

SYMBOL	X	Y	WID	HT
ARMED	8.4	7.7	15	23.6

Panel Style: guide_exp_advance_b.ssi
Dimensions are in inches, tenths

Letter locations are panel edge to lower left corner

LETTER POSITIONS (X)										LENGTH	SERIESIZE
E	X	I	T							25	8
8	15.5	24.1	27.1								

BOWMAN, BARRETT & ASSOCIATES INC.
CONSULTING ENGINEERS
Chicago, Illinois
312.228.0100
www.bbainc.com

REVISIONS	NAME	DATE

ILLINOIS DEPARTMENT OF TRANSPORTATION
F.A.I. 94/90 (DAN RYAN EXPRESSWAY)
31ST STREET TO 71ST STREET
NB EXPRESS LANE RECONSTRUCTION
SIGN PANEL DETAILS
SCALE: =NONE
DATE: 07/07/05
DRAWN BY: RA
CHECKED BY: RS

SGN-07A

3/5/2005 3:56:38 PM