F.A.I. RTE.	SECTION	COUNTY	TOTAL SHEETS	SHEET NO.
94/90	*	COOK	598	444
STA.		TO STA.		
FED. ROAD DIST. NO.	ILLINOIS	FED. AID PROJECT		

62302 * (1818, ETC, 2324.6-1P)R-9

BAR d12(E)

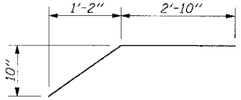

BAR d11(E)

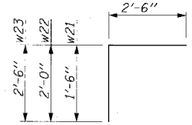

BAR w21(E), w22(E) or w23(E)

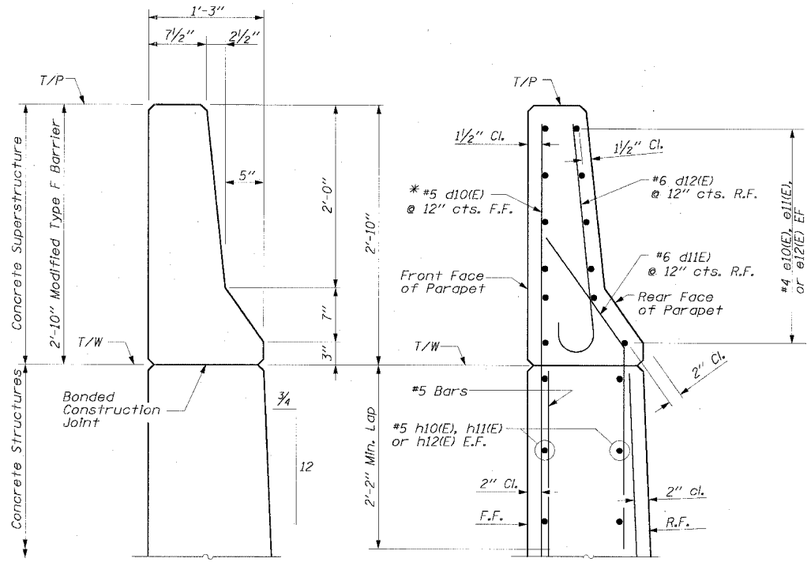

DIMENSIONS

REINFORCING

PARAPET DETAIL - MODIFIED TYPE F BARRIER

* Note Bar d10(E) has been detailed at 6'-0" long to ensure a min. 2'-2" lap with v(E) Bars as the wall height changes

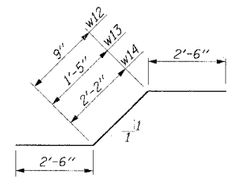

BAR w12(E), w13(E) or w14(E)

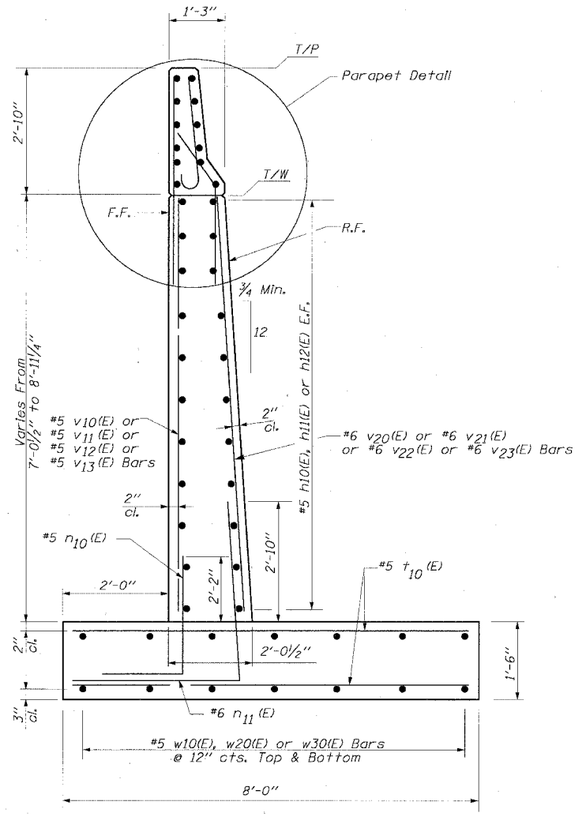

SECTION C-C

Actual maximum soil pressure = 1890 psf

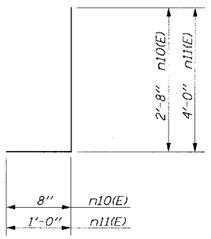

BAR n10(E) & n11(E)

MIN LAP:

#4 Bars - 1'-8"
#5 Bars - 2'-2"
#6 Bars - 2'-7"
#7 Bars - 3'-5"
#8 Bars - 4'-6"
#9 Bars - 5'-9"
#10 Bars - 7'-2"

NOTATION:

T/P - Top of Parapet
T/W - Top of Wall
B/Ftng - Bottom of Footing
F.F. - Front Face
R.F. - Rear Face
E.F. - Each Face
T - Top
B - Bottom
P.G. Elev. - Proposed Grade Elevation

Edwards AND Kelcey
ONE NORTH FRANKLIN
CHICAGO, IL 60606
PHONE: (312) 251-3000
FAX: (312) 251-3015
WEB: WWW.EKCORP.COM

SEL-10

REVISIONS	
NAME	DATE

ILLINOIS DEPARTMENT OF TRANSPORTATION

F.A.I. 94/90 (DAN RYAN EXPRESSWAY)
31ST STREET TO 71ST STREET
SB EXPRESS LANE RECONSTRUCTION
RETAINING WALL SEL
GENERAL PLAN AND ELEVATION
SB STA. 1416+88.18 TO STA. 1421+97.41
STRUCTURE NO. NONE

SCALE: 0' 20' 40'
DRAWN BY: ABW
DATE: 7/7/05
CHECKED BY: EL

p:\03009.035\Con 14\8\CADD\5\Retaining Wall\PlanSet-Final\retwall-10.dgn

06/24/2005 12:45:07 PM