

BID PROPOSAL INSTRUCTIONS

ABOUT IDOT PROPOSALS: All proposals are potential bidding proposals. Each proposal contains all certifications and affidavits, a proposal signature sheet and a proposal bid bond.

PREQUALIFICATION

Any contractor who desires to become pre-qualified to bid on work advertised by IDOT must submit the properly completed pre-qualification forms to the Bureau of Construction no later than 4:30 p.m. prevailing time twenty-one days prior to the letting of interest. This pre-qualification requirement applies to first time contractors, contractors renewing expired ratings, contractors maintaining continuous pre-qualification or contractors requesting revised ratings. To be eligible to bid, existing pre-qualification ratings must be effective through the date of letting.

WHO CAN BID ?

Bids will be accepted from only those companies that request and receive written Authorization to Bid from IDOT's Central Bureau of Construction.

REQUESTS FOR AUTHORIZATION TO BID

Contractors wanting to bid on items included in a particular letting must submit the properly completed "Request for Authorization to Bid/or Not For Bid Status" (BDE 124) and the ORIGINAL "Affidavit of Availability" (BC 57) to the proper office no later than 4:30 p.m. prevailing time, three (3) days prior to the letting date.

WHAT CONSTITUTES WRITTEN AUTHORIZATION TO BID?

When a prospective prime bidder submits a "Request for Authorization to Bid/or Not For Bid Status"(BDE 124) he/she must indicate at that time which items are being requested For Bidding purposes. Only those items requested For Bidding will be analyzed. After the request has been analyzed, the bidder will be issued an **Authorization to Bid or Not for Bid Report**, approved by the Central Bureau of Construction and the Chief Procurement Officer that indicates which items have been approved For Bidding. If **Authorization to Bid** cannot be approved, the **Authorization to Bid or Not for Bid Report** will indicate the reason for denial.

ABOUT AUTHORIZATION TO BID

Firms that have not received an Authorization to Bid or Not For Bid Report within a reasonable time of complete and correct original document submittal should contact the Department as to the status. Firms unsure as to authorization status should call the Prequalification Section of the Bureau of Construction at the number listed at the end of these instructions.

ADDENDA AND REVISIONS

It is the bidder's responsibility to determine which, if any, addenda or revisions pertain to any project they may be bidding. Failure to incorporate all relevant addenda or revisions may cause the bid to be declared unacceptable.

Each addendum or revision will be included with the Electronic Plans and Proposals. Addenda and revisions will also be placed on the Addendum/Revision Checklist and each subscription service subscriber will be notified by e-mail of each addendum and revision issued.

The Internet is the Department's primary way of doing business. The subscription service emails are an added courtesy the Department provides. It is suggested that bidders check IDOT's website at <http://www.idot.illinois.gov/doing-business/procurements/construction-services/construction-bulletins/transportation-bulletin/index#TransportationBulletin> before submitting final bid information.

IDOT IS NOT RESPONSIBLE FOR ANY E-MAIL FAILURES.

Addenda questions may be directed to the Contracts Office at (217)782-7806 or DOT.DE-Contracts@Illinois.gov

Technical questions about downloading these files may be directed to Tim Garman at (217)524-1642 or Timothy.Garman@illinois.gov.

STANDARD GUIDELINES FOR SUBMITTING PAPER BIDS

- All pages should be single sided.
- Use the Cover Page that is provided in the Bid Proposal (posted on the IDOT Web Site) as the first page of your submitted bid. It has the item number in large bold type in the upper left-hand corner and lines provided for your company name and address in the upper right-hand corner.
- Do not use report covers, presentation folders or special bindings and do not staple multiple times on left side like a book. Use only 1 staple in the upper left hand corner. Make sure all elements of your bid are stapled together including the bid bond or guaranty check (if required).
- **Do not include any certificates of eligibility, your authorization to bid, Addendum Letters or affidavit of availability.**
- Do not include the Subcontractor Documentation with your bid (pages i – iii and pages a – g). This documentation is required only if you are awarded the project.
- Use the envelope cover sheet (provided with the proposal) as the cover for the proposal envelope.
- Do not rely on overnight services to deliver your proposal prior to 10 AM on letting day. It will not be read if it is delivered after 10 AM.
- Do not submit your Substance Abuse Prevention Program (SAPP) with your bid. If you are awarded the contract this form is to be submitted to the district engineer at the pre-construction conference.

BID SUBMITTAL CHECKLIST

- Cover page** (the sheet that has the item number on it) – This should be the first page of your bid proposal, **followed by your bid (the Schedule of Prices/Pay Items)**. If you are using special software or CBID to generate your schedule of prices, do not include the blank pages of the schedule of prices that came with the proposal package.
- Page 4 (Item 9)** – Check “YES” if you will use a subcontractor(s) with an annual value over \$50,000. Include the subcontractor(s) name, address, general type of work to be performed and the dollar amount. If you will use subcontractor(s) but are uncertain who or the dollar amount; check “YES” but leave the lines blank.
- After page 4** – Insert the following documents: Cost Adjustments for Steel, Bituminous and Fuel (if applicable) and the Contractor Letter of Assent (if applicable). The general rule should be, if you don’t know where it goes, put it after page 4.
- Page 10 (Paragraph J)** – Check “YES” or “NO” whether your company has any business in Iran.
- Page 10 (Paragraph K)** – (Not applicable to federally funded projects) List the name of the apprenticeship and training program sponsor holding the certificate of registration from the US Department of Labor. If no applicable program exists, please indicate the work/job category. **Do not include certificates with your bid.** Keep the certificates in your office in case they are requested by IDOT.
- Page 11 (Paragraph L)** – Your State Board of Elections certificate of registration is no longer required with your bid.
- Page 11 (Paragraph M)** – Indicate if your company has hired a lobbyist in connection with the job for which you are submitting the bid proposal.
- Page 12 (Paragraph C)** – This is a work sheet to determine if a completed Form A is required. It is not part of the form and you do not need to make copies for each completed Form A.
- Pages 14-17 (Form A)** – One Form A (4 pages) is required for each applicable person in your company. Copies of the forms can be used and only need to be changed when the information changes. The certification signature and date must be original for each letting. **Do not staple the forms together.** If you answered “NO” to all of the questions in Paragraph C (page 12), complete the first section (page 14) with your company information and then sign and date the Not Applicable statement on page 17.
- Page 18 (Form B)** - If you check “YES” to having other current or pending contracts it is acceptable to use the phrase, “See Affidavit of Availability on file”. **Ownership Certification** (at the bottom of the page) - Check N/A if the Form A(s) you submitted accounts for 100 percent of the company ownership. Check YES if any percentage of ownership falls outside of the parameters that require reporting on the Form A. Checking NO indicates that the Form A(s) you submitted is not correct and you will be required to submit a revised Form A.
- Page 20 (Workforce Projection)** – Be sure to include the Duration of the Project. It is acceptable to use the phrase “Per Contract Specifications”.

- Proposal Bid Bond** – (Insert after the proposal signature page) Submit your Proposal Bid Bond (if applicable) using the current Proposal Bid Bond form provided in the proposal package. The Power of Attorney page should be stapled to the Proposal Bid Bond. If you are using an electronic bond, include your bid bond number on the Proposal Bid Bond and attach the Proof of Insurance printed from the Surety’s Web Site.
- Disadvantaged Business Utilization Plan and/or Good Faith Effort – Do Not Submit with Bid** The bidder shall submit a Disadvantaged Business Utilization Plan on completed Department forms SBE 2025 and 2026. (1) The final Utilization Plan must be submitted within five calendar days after the date of the letting. (2) To meet the five day requirement, the bidder may send the Utilization Plan electronically by scanning and sending to DOT.DBE.UP@illinois.gov or faxing to (217) 785-1524. The subject line must include the bid Item Number and the Letting date. The Utilization Plan should be sent as one .pdf file, rather than multiple files and emails for the same Item Number. It is the responsibility of the bidder to obtain confirmation of email or fax delivery.

Alternatively, the Utilization Plan may be sent by certified mail or delivery service within the five calendar day period. If a question arises concerning the mailing date of a Utilization Plan, the mailing date will be established by the U.S. Postal Service postmark on the certified mail receipt from the U.S. Postal Service or the receipt issued by a delivery service. It is the responsibility of the bidder to ensure the postmark or receipt date is affixed within the five days if the bidder intends to rely upon mailing or delivery to satisfy the submission day requirement. The Utilization Plan is to be submitted to:

Illinois Department of Transportation
 Bureau of Small Business Enterprises
 Contract Compliance Section
 2300 South Dirksen Parkway, Room 319
 Springfield, Illinois 62764

The Bid Letting is now available in streaming Audio/Video from the IDOT Web Site. A link to the stream will be placed on the main page of the current letting on the day of the Letting. The stream will not begin until 10 AM.

Following the Letting, the As-Read Tabulation of Bids will be posted by the end of the day. You will find the link on the main Web page for the current letting.

QUESTIONS: pre-letting up to execution of the contract

Contractor pre-qualification	217-782-3413
Small Business, Disadvantaged Business Enterprise (DBE)	217-785-4611
Contracts, Bids, Letting process or Internet downloads	217-782-7806
Estimates Unit.....	217-785-3483
Aeronautics.....	217-785-8515
IDNR (Land Reclamation, Water Resources, Natural Resources).....	217-782-6302

QUESTIONS: following contract execution

Subcontractor documentation, payments	217-782-3413
Railroad Insurance	217-785-0275

RETURN WITH BID

8

Proposal Submitted By
Name
Address
City

Letting November 4, 2016

NOTICE TO PROSPECTIVE BIDDERS

This proposal can be used for bidding purposes by only those companies that request and receive written AUTHORIZATION TO BID from IDOT's Central Bureau of Construction.

BIDDERS NEED NOT RETURN THE ENTIRE PROPOSAL

Notice to Bidders, Specifications, Proposal, Contract and Contract Bond



**Illinois Department
of Transportation**

Springfield, Illinois 62764

**Contract No. 66992
LASALLE County
Section (1) BR & I
Route FAS 1279
Project ACRS-1279(114)
District 3 Construction Funds**

PLEASE MARK THE APPROPRIATE BOX BELOW:

- A Bid Bond is included.
- A Cashier's Check or a Certified Check is included
- An Annual Bid Bond is included or is on file with IDOT.

Prepared by

Checked by

F

Page intentionally left blank

RETURN WITH BID



PROPOSAL

TO THE DEPARTMENT OF TRANSPORTATION

1. Proposal of _____

Taxpayer Identification Number (Mandatory) _____

For the improvement identified and advertised for bids in the Invitation for Bids as:

**Contract No. 66992
LASALLE County
Section (1) BR & I
Project ACRS-1279(114)
Route FAS 1279
District 3 Construction Funds**

This project consists of replacing the bridge carrying IL 178 over the Illinois River (SN 050-0088).

2. The undersigned bidder will furnish all labor, material and equipment to complete the above described project in a good and workmanlike manner as provided in the contract documents provided by the Department of Transportation. This proposal will become part of the contract and the terms and conditions contained in the contract documents will govern performance and payments.

RETURN WITH BID

3. **ASSURANCE OF EXAMINATION AND INSPECTION/WAIVER.** The undersigned bidder further declares that he/she has carefully examined the proposal, plans, specifications, addenda form of contract and contract bond, and special provisions, and that he/she has inspected in detail the site of the proposed work, and that he/she has familiarized themselves with all of the local conditions affecting the contract and the detailed requirements of construction, and understands that in making this bid proposal he/she waives all right to plead any misunderstanding regarding the same.

4. **EXECUTION OF CONTRACT AND CONTRACT BOND.** The undersigned bidder further agrees to execute a contract for this work and present the same to the department within fifteen (15) days after the contract has been mailed to him/her. The undersigned further agrees that he/she and his/her surety will execute and present within fifteen (15) days after the contract has been mailed to him/her contract bond satisfactory to and in the form prescribed by the Department of Transportation, in the penal sum of the full amount of the contract, or as specified in the special provisions, guaranteeing the faithful performance of the work in accordance with the terms of the contract.

5. **PROPOSAL GUARANTY.** Accompanying this proposal is either a bid bond on the department form, executed by a corporate surety company satisfactory to the department, or a proposal guaranty check consisting of a bank cashier's check or a properly certified check for not less than 5 per cent of the amount bid or for the amount specified in the following schedule:

<u>Amount of Bid</u>		<u>Proposal Guaranty</u>	<u>Amount of Bid</u>		<u>Proposal Guaranty</u>	
Up to	\$5,000	\$150	\$2,000,000	to	\$3,000,000	\$100,000
\$5,000	to \$10,000	\$300	\$3,000,000	to	\$5,000,000	\$150,000
\$10,000	to \$50,000	\$1,000	\$5,000,000	to	\$7,500,000	\$250,000
\$50,000	to \$100,000	\$3,000	\$7,500,000	to	\$10,000,000	\$400,000
\$100,000	to \$150,000	\$5,000	\$10,000,000	to	\$15,000,000	\$500,000
\$150,000	to \$250,000	\$7,500	\$15,000,000	to	\$20,000,000	\$600,000
\$250,000	to \$500,000	\$12,500	\$20,000,000	to	\$25,000,000	\$700,000
\$500,000	to \$1,000,000	\$25,000	\$25,000,000	to	\$30,000,000	\$800,000
\$1,000,000	to \$1,500,000	\$50,000	\$30,000,000	to	\$35,000,000	\$900,000
\$1,500,000	to \$2,000,000	\$75,000	over		\$35,000,000	\$1,000,000

Bank cashier's checks or properly certified checks accompanying bid proposals will be made payable to the Treasurer, State of Illinois.

If a combination bid is submitted, the proposal guaranties which accompany the individual bid proposals making up the combination will be considered as also covering the combination bid.

The amount of the proposal guaranty check is _____ \$(_____). If this proposal is accepted and the undersigned will fail to execute a contract bond as required herein, it is hereby agreed that the amount of the proposal guaranty will become the property of the State of Illinois, and shall be considered as payment of damages due to delay and other causes suffered by the State because of the failure to execute said contract and contract bond; otherwise, the bid bond will become void or the proposal guaranty check will be returned to the undersigned.

Attach Cashier's Check or Certified Check Here	
In the event that one proposal guaranty check is intended to cover two or more bid proposals, the amount must be equal to the sum of the proposal guaranties which would be required for each individual bid proposal. If the guaranty check is placed in another bid proposal, state below where it may be found.	
The proposal guaranty check will be found in the bid proposal for:	Item _____
	Section No. _____
	County _____

Mark the proposal cover sheet as to the type of proposal guaranty submitted.

RETURN WITH BID

6. **COMBINATION BIDS.** The undersigned bidder further agrees that if awarded the contract for the sections contained in the following combination, he/she will perform the work in accordance with the requirements of each individual contract comprising the combination bid specified in the schedule below, and that the combination bid shall be prorated against each section in proportion to the bid submitted for the same. If an error is found to exist in the gross sum bid for one or more of the individual sections included in a combination, the combination bid shall be corrected as provided in the specifications.

When a combination bid is submitted, the schedule below must be completed in each proposal comprising the combination.

If alternate bids are submitted for one or more of the sections comprising the combination, a combination bid must be submitted for each alternate.

Schedule of Combination Bids

Combination No.	Sections Included in Combination	Combination Bid	
		Dollars	Cents

7. **SCHEDULE OF PRICES.** The undersigned bidder submits herewith, in accordance with the rules and instructions, a schedule of prices for the items of work for which bids are sought. The unit prices bid are in U.S. dollars and cents, and all extensions and summations have been made. The bidder understands that the quantities appearing in the bid schedule are approximate and are provided for the purpose of obtaining a gross sum for the comparison of bids. If there is an error in the extension of the unit prices, the unit prices will govern. Payment to the contractor awarded the contract will be made only for actual quantities of work performed and accepted or materials furnished according to the contract. The scheduled quantities of work to be done and materials to be furnished may be increased, decreased or omitted as provided elsewhere in the contract.
8. **AUTHORITY TO DO BUSINESS IN ILLINOIS.** Section 20-43 of the Illinois Procurement Code (the Code) (30 ILCS 500/20-43) provides that a person (other than an individual acting as a sole proprietor) must be a legal entity authorized to transact business or conduct affairs in the State of Illinois prior to submitting the bid.
9. **EXECUTION OF CONTRACT:** The Department of Transportation will, in accordance with the rules governing Department procurements, execute the contract and shall be the sole entity having the authority to accept performance and make payments under the contract. Execution of the contract by the Chief Procurement Officer (CPO) or the State Purchasing Officer (SPO) is for approval of the procurement process and execution of the contract by the Department. Neither the CPO nor the SPO shall be responsible for administration of the contract or determinations respecting performance or payment there under except as otherwise permitted in the Code.
10. **The services of a subcontractor will be used.**
- Check box Yes
- Check box No

For known subcontractors with subcontracts with an annual value of more than \$50,000, the contract shall include their name, address, general type of work to be performed, and the dollar allocation for each subcontractor.
(30 ILCS 500/20-120)

ILLINOIS DEPARTMENT OF TRANSPORTATION
 SCHEDULE OF PRICES
 CONTRACT
 NUMBER - 66992

State Job # - C-93-072-10

County Name - LASALLE- -
 Code - 99 - -
 District - 3 - -
 Section Number - (1)BR&I

Project Number
 ACRS-1279/114/

Route
 FAS 1279

Item Number	Pay Item Description	Unit of Measure	Quantity	x	Unit Price	=	Total Price
XZ039900	REM PIER PROT CELL	L SUM	1.000				
X0300864	MAINT OF NAVIGATION	L SUM	1.000				
X0322464	ABAN FILL EX SAN MAN	EACH	3.000				
X0322791	FILL EXIST SAN SEWER	CU YD	75.000				
X0325279	CLASS SI CONC (MISC)	CU YD	0.700				
X0326498	GFCI20A DX RECEPTACLE	EACH	12.000				
X0326649	LINEAR DELIN PANELS 6	EACH	30.000				
X0326654	ORNAM LIGHT UNIT COMP	EACH	12.000				
X0326747	SANITARY FORCE MAIN 6	FOOT	99.000				
X0327980	PAVMT MRKG REM WTR BL	SQ FT	21,550.000				
X0900034	HLMR BRNG FIXED 1400K	EACH	12.000				
X1400113	LUM LED HM MED WATT	EACH	31.000				
X1400189	UD 2#6 #8G XLPUSE 1.5	FOOT	1,205.000				
X2130010	EXPLOR TRENCH SPL	FOOT	6,925.000				
X4400110	TEMP PAVT REMOVAL	SQ YD	6,669.000				

ILLINOIS DEPARTMENT OF TRANSPORTATION
 SCHEDULE OF PRICES
 CONTRACT
 NUMBER - 66992

State Job # - C-93-072-10

County Name - LASALLE -

Code - 99 - -

District - 3 - -

Section Number - (1)BR&I

Project Number

ACRS-1279/114/

Route

FAS 1279

Item Number	Pay Item Description	Unit of Measure	Quantity	x	Unit Price	=	Total Price
X4402805	ISLAND REMOVAL	SQ FT	254.000				
X5210160	HLMR BRG GUID EXP 450	EACH	12.000				
X5860110	GRANULAR BACKFILL STR	CU YD	602.000				
X6022810	MAN SAN 4 DIA T1F CL	EACH	4.000				
X6024875	TEMPORARY INLET	EACH	4.000				
X6026050	SANITARY MANHOLE ADJ	EACH	3.000				
X6026051	SAN MAN RECONST	EACH	1.000				
X6026623	VALVE BOX	EACH	3.000				
X6026632	VALVE BOX REMOVED	EACH	2.000				
X6061055	CONCRETE ISLAND SPL	SQ FT	689.000				
X6330705	RUB RAIL	FOOT	1,975.000				
X7010216	TRAF CONT & PROT SPL	L SUM	1.000				
X7040125	PIN TEMP CONC BARRIER	EACH	1,085.000				
X7830060	GRV RCSD PM LTR & SYM	SQ FT	23.000				
X7830074	GRV RCSD PVT MRKG 7	FOOT	306.000				

ILLINOIS DEPARTMENT OF TRANSPORTATION
 SCHEDULE OF PRICES
 CONTRACT
 NUMBER -

66992

State Job # - C-93-072-10

County Name - LASALLE -

Code - 99 - -

District - 3 - -

Section Number - (1)BR&I

Project Number

ACRS-1279/114/

Route

FAS 1279

Item Number	Pay Item Description	Unit of Measure	Quantity	x	Unit Price	=	Total Price
X7830076	GRV RCSD PVT MRKG 9	FOOT	1,337.000				
X7830090	GRV RCSD PVT MRKG 25	FOOT	120.000				
X8110454	CON AT ST 1 SS	FOOT	795.000				
X8110458	CON AT ST 2 SS	FOOT	70.000				
X8250505	LIGHT CONTROLLER SPL	EACH	1.000				
X8360110	LIGHT POLE FDN SPL	FOOT	70.000				
Z0004522	HMA DRIVEWAY PAVT 6	SQ YD	116.000				
Z0004530	HMA DRIVEWAY PAVT 8	SQ YD	130.000				
Z0004552	APPROACH SLAB REM	SQ YD	219.000				
Z0013798	CONSTRUCTION LAYOUT	L SUM	1.000				
Z0018002	DRAINAGE SCUPPR DS-11	EACH	8.000				
Z0018010	DRAINAGE SCUPPR DS-33	EACH	8.000				
Z0034396	MODULAR EXPAN JT 12	FOOT	100.000				
Z0046304	P UNDR FOR STRUCT 4	FOOT	108.000				
Z0054400	ROCK FILL	CU YD	6,392.000				

ILLINOIS DEPARTMENT OF TRANSPORTATION
 SCHEDULE OF PRICES
 CONTRACT
 NUMBER - 66992

State Job # - C-93-072-10

County Name - LASALLE -
 Code - 99 - -
 District - 3 - -
 Section Number - (1)BR&I

Project Number
 ACRS-1279/114/

Route
 FAS 1279

Item Number	Pay Item Description	Unit of Measure	Quantity	x	Unit Price	=	Total Price
Z0057300	SAN SEW 18	FOOT	1,680.000				
Z0057500	SAN SEW 24	FOOT	80.000				
Z0062456	TEMP PAVEMENT	SQ YD	6,669.000				
Z0067450	STEEL CASINGS 15	FOOT	90.000				
20100500	TREE REMOV ACRES	ACRE	8.000				
20101000	TEMPORARY FENCE	FOOT	4,119.000				
20101400	NITROGEN FERT NUTR	POUND	990.000				
20101500	PHOSPHORUS FERT NUTR	POUND	990.000				
20101600	POTASSIUM FERT NUTR	POUND	990.000				
20200100	EARTH EXCAVATION	CU YD	7,355.000				
20201200	REM & DISP UNS MATL	CU YD	8,090.000				
20400800	FURNISHED EXCAVATION	CU YD	197,295.000				
20800150	TRENCH BACKFILL	CU YD	1,493.000				
21001000	GEOTECH FAB F/GR STAB	SQ YD	3,195.000				
21101505	TOPSOIL EXC & PLAC	CU YD	17,680.000				

ILLINOIS DEPARTMENT OF TRANSPORTATION
 SCHEDULE OF PRICES
 CONTRACT
 NUMBER -

66992

State Job # - C-93-072-10

County Name - LASALLE -

Code - 99 - -

District - 3 - -

Section Number - (1)BR&I

Project Number

ACRS-1279/114/

Route

FAS 1279

Item Number	Pay Item Description	Unit of Measure	Quantity	x	Unit Price	=	Total Price
25000210	SEEDING CL 2A	ACRE	4.250				
25000300	SEEDING CL 3	ACRE	6.750				
25100115	MULCH METHOD 2	ACRE	2.500				
25100635	HD EROS CONTR BLANKET	SQ YD	40,764.000				
28000305	TEMP DITCH CHECKS	FOOT	803.000				
28000400	PERIMETER EROS BAR	FOOT	9,338.000				
28000500	INLET & PIPE PROTECT	EACH	10.000				
28100101	STONE RIPRAP CL A1	SQ YD	130.000				
28100105	STONE RIPRAP CL A3	SQ YD	1,578.000				
28100107	STONE RIPRAP CL A4	SQ YD	3,900.000				
28200200	FILTER FABRIC	SQ YD	4,883.000				
30300112	AGG SUBGRADE IMPR 12	SQ YD	19,913.000				
35100500	AGG BASE CSE A 6	SQ YD	3,971.000				
40200500	AGG SURF CSE A 6	SQ YD	844.000				
40600275	BIT MATLS PR CT	POUND	10,873.000				

ILLINOIS DEPARTMENT OF TRANSPORTATION
 SCHEDULE OF PRICES
 CONTRACT
 NUMBER -

66992

State Job # - C-93-072-10

County Name - LASALLE -

Code - 99 - -

District - 3 - -

Section Number - (1)BR&I

Project Number

ACRS-1279/114/

Route

FAS 1279

Item Number	Pay Item Description	Unit of Measure	Quantity	x	Unit Price	=	Total Price
40600290	BIT MATLS TACK CT	POUND	2,752.000				
40600637	LB MM IL-9.5FG N70	TON	156.000				
40603080	HMA BC IL-19.0 N50	TON	188.000				
40603305	HMA SC "C" N30	TON	445.000				
40603340	HMA SC "D" N70	TON	359.000				
42000401	PCC PVT 9 JOINTED	SQ YD	13,972.000				
42001300	PROTECTIVE COAT	SQ YD	20,916.000				
42300200	PCC DRIVEWAY PAVT 6	SQ YD	112.000				
42300400	PCC DRIVEWAY PAVT 8	SQ YD	899.000				
42400800	DETECTABLE WARNINGS	SQ FT	128.000				
44000100	PAVEMENT REM	SQ YD	14,609.000				
44000158	HMA SURF REM 2 1/4	SQ YD	3,681.000				
44000200	DRIVE PAVEMENT REM	SQ YD	863.000				
44000500	COMB CURB GUTTER REM	FOOT	4,761.000				
44004250	PAVED SHLD REMOVAL	SQ YD	4,336.000				

ILLINOIS DEPARTMENT OF TRANSPORTATION
 SCHEDULE OF PRICES
 CONTRACT
 NUMBER -

66992

State Job # - C-93-072-10

County Name - LASALLE- -

Code - 99 - -

District - 3 - -

Section Number - (1)BR&I

Project Number

ACRS-1279/114/

Route

FAS 1279

Item Number	Pay Item Description	Unit of Measure	Quantity	x	Unit Price	=	Total Price
44213200	SAW CUTS	FOOT	177.000				
48100500	AGGREGATE SHLDS A 6	SQ YD	2,098.000				
48203029	HMA SHOULDERS 8	SQ YD	185.000				
48300400	PCC SHOULDERS 9	SQ YD	5,750.000				
50100100	REM EXIST STRUCT	EACH	1.000				
50105220	PIPE CULVERT REMOV	FOOT	409.000				
50200100	STRUCTURE EXCAVATION	CU YD	290.000				
50200300	COFFERDAM EXCAVATION	CU YD	273.000				
50200400	ROCK EXC STRUCT	CU YD	2,223.400				
50201121	COFFERDAM TYP 2 LOC 1	EACH	1.000				
50201122	COFFERDAM TYP 2 LOC 2	EACH	1.000				
50300225	CONC STRUCT	CU YD	2,425.000				
50300255	CONC SUP-STR	CU YD	1,828.000				
50300260	BR DECK GROOVING	SQ YD	4,579.000				
50300265	SEAL COAT CONC	CU YD	704.000				

ILLINOIS DEPARTMENT OF TRANSPORTATION
 SCHEDULE OF PRICES
 CONTRACT
 NUMBER - 66992

State Job # - C-93-072-10

County Name - LASALLE- -

Code - 99 - -

District - 3 - -

Section Number - (1)BR&I

Project Number
 ACRS-1279/114/

Route
 FAS 1279

Item Number	Pay Item Description	Unit of Measure	Quantity	x	Unit Price	=	Total Price
50300280	CONCRETE ENCASEMENT	CU YD	15.400				
50300300	PROTECTIVE COAT	SQ YD	7,711.000				
50301350	CONC SUPSTR APP SLAB	CU YD	140.200				
50500105	F & E STRUCT STEEL	L SUM	1.000				
50500505	STUD SHEAR CONNECTORS	EACH	10,512.000				
50800105	REINFORCEMENT BARS	POUND	30.000				
50800205	REINF BARS, EPOXY CTD	POUND	910,030.000				
50800515	BAR SPLICERS	EACH	96.000				
50800530	MECHANICAL SPLICERS	EACH	384.000				
50901720	BICYCLE RAILING	FOOT	3,756.000				
50901750	PARAPET RAILING	FOOT	1,213.000				
51201800	FUR STL PILE HP14X73	FOOT	1,847.000				
51202305	DRIVING PILES	FOOT	1,847.000				
51203800	TEST PILE ST HP14X73	EACH	2.000				
51204650	PILE SHOES	EACH	44.000				

ILLINOIS DEPARTMENT OF TRANSPORTATION
 SCHEDULE OF PRICES
 CONTRACT
 NUMBER -

66992

State Job # - C-93-072-10

County Name - LASALLE- -

Code - 99 - -

District - 3 - -

Section Number - (1)BR&I

Project Number

ACRS-1279/114/

Route

FAS 1279

Item Number	Pay Item Description	Unit of Measure	Quantity	x	Unit Price	=	Total Price
51500100	NAME PLATES	EACH	1.000				
52100520	ANCHOR BOLTS 1	EACH	48.000				
52100540	ANCHOR BOLTS 1 1/2	EACH	72.000				
52200020	TEMP SOIL RETEN SYSTM	SQ FT	740.000				
542A0235	P CUL CL A 1 30	FOOT	76.000				
542A0241	P CUL CL A 1 36	FOOT	52.000				
542A5473	P CUL CL A 1 EQRS 18	FOOT	117.000				
542A5479	P CUL CL A 1 EQRS 24	FOOT	172.000				
5421A030	P CUL CL A 1 30 TEMP	FOOT	59.000				
5421A036	P CUL CL A 1 36 TEMP	FOOT	15.000				
54213465	END SECTIONS 30	EACH	2.000				
54213471	END SECTIONS 36	EACH	2.000				
54213657	PRC FLAR END SEC 12	EACH	1.000				
54213660	PRC FLAR END SEC 15	EACH	2.000				
54213663	PRC FLAR END SEC 18	EACH	2.000				

ILLINOIS DEPARTMENT OF TRANSPORTATION
 SCHEDULE OF PRICES
 CONTRACT
 NUMBER -

66992

State Job # - C-93-072-10

County Name - LASALLE- -

Code - 99 - -

District - 3 - -

Section Number - (1)BR&I

Project Number

ACRS-1279/114/

Route

FAS 1279

Item Number	Pay Item Description	Unit of Measure	Quantity	x	Unit Price	=	Total Price
54213675	PRC FLAR END SEC 30	EACH	2.000				
54213681	PRC FLAR END SEC 36	EACH	1.000				
54214713	PRCF END S EL EQRS 18	EACH	6.000				
54214719	PRCF END S EL EQRS 24	EACH	8.000				
54215553	MET END SEC 18	EACH	1.000				
5422A012	P CUL CL A 2 12 TEMP	FOOT	103.000				
5425A015	P CUL CL A 5 15 TEMP	FOOT	82.000				
5425A018	P CUL CL A 5 18 TEMP	FOOT	72.000				
550A0050	STORM SEW CL A 1 12	FOOT	10.000				
550A0070	STORM SEW CL A 1 15	FOOT	16.000				
550A4000	SS CL A 1 EQRS 18	FOOT	337.000				
550A4100	SS CL A 1 EQRS 24	FOOT	497.000				
56100600	WATER MAIN 6	FOOT	769.000				
56101142	DI WAT MN RED, 4 X 6	EACH	1.000				
56104900	WATER VALVES 6	EACH	3.000				

ILLINOIS DEPARTMENT OF TRANSPORTATION
 SCHEDULE OF PRICES
 CONTRACT
 NUMBER - 66992

State Job # - C-93-072-10

County Name - LASALLE -

Code - 99 - -

District - 3 - -

Section Number - (1)BR&I

Project Number
 ACRS-1279/114/

Route
 FAS 1279

Item Number	Pay Item Description	Unit of Measure	Quantity	x	Unit Price	=	Total Price
56108800	TAP VALVE & SLEEVE 6	EACH	1.000				
56200300	WATER SERV LINE 1	FOOT	7.000				
56400500	FIRE HYDNTS TO BE REM	EACH	2.000				
56400600	FIRE HYDRANTS	EACH	2.000				
58700300	CONCRETE SEALER	SQ FT	2,334.000				
59100100	GEOCOMPOSITE WALL DR	SQ YD	174.000				
60100060	CONC HDWL FOR P DRAIN	EACH	14.000				
60103700	PIPE DRAINS CS 18	FOOT	185.000				
60108501	PIPE UNDERDR T 3	FOOT	8,210.000				
60218400	MAN TA 4 DIA T1F CL	EACH	7.000				
60236200	INLETS TA T8G	EACH	1.000				
60240301	INLETS TB T8G	EACH	1.000				
60240327	INLETS TB T23F&G	EACH	1.000				
60266600	VALVE BOX ADJ	EACH	1.000				
60500205	FILL CATCH BAS	EACH	1.000				

ILLINOIS DEPARTMENT OF TRANSPORTATION
 SCHEDULE OF PRICES
 CONTRACT
 NUMBER - 66992

State Job # - C-93-072-10

County Name - LASALLE -

Code - 99 - -

District - 3 - -

Section Number - (1)BR&I

Project Number
 ACRS-1279/114/

Route
 FAS 1279

Item Number	Pay Item Description	Unit of Measure	Quantity	x	Unit Price	=	Total Price
60500305	FILL INLETS	EACH	17.000				
60605000	COMB CC&G TB6.24	FOOT	106.500				
60608300	COMB CC&G TM2.12	FOOT	482.500				
63000001	SPBGR TY A 6FT POSTS	FOOT	3,475.000				
63100045	TRAF BAR TERM T2	EACH	1.000				
63100085	TRAF BAR TERM T6	EACH	4.000				
63100167	TR BAR TRM T1 SPL TAN	EACH	1.000				
63100169	TR BAR TRM T1 SPL FLR	EACH	2.000				
63200310	GUARDRAIL REMOV	FOOT	4,895.000				
66600105	FUR ERECT ROW MARKERS	EACH	16.000				
66700205	PERM SURV MKRS T1	EACH	14.000				
66900200	NON SPL WASTE DISPOSL	CU YD	6,650.000				
66900450	SPL WASTE PLNS/REPORT	L SUM	1.000				
66900530	SOIL DISPOSAL ANALY	EACH	13.000				
67000400	ENGR FIELD OFFICE A	CAL MO	30.000				

ILLINOIS DEPARTMENT OF TRANSPORTATION
 SCHEDULE OF PRICES
 CONTRACT
 NUMBER -

66992

State Job # - C-93-072-10

County Name - LASALLE -

Code - 99 - -

District - 3 - -

Section Number - (1)BR&I

Project Number

ACRS-1279/114/

Route

FAS 1279

Item Number	Pay Item Description	Unit of Measure	Quantity	x	Unit Price	=	Total Price
67100100	MOBILIZATION	L SUM	1.000				
70103815	TR CONT SURVEILLANCE	CAL DA	300.000				
70106800	CHANGEABLE MESSAGE SN	CAL MO	72.000				
70300100	SHORT TERM PAVT MKING	FOOT	5,000.000				
70300150	SHRT TRM PAVT MK REM	SQ FT	1,667.000				
70300220	TEMP PVT MK LINE 4	FOOT	49,776.000				
70300250	TEMP PVT MK LINE 8	FOOT	335.000				
70300260	TEMP PVT MK LINE 12	FOOT	17.000				
70300280	TEMP PVT MK LINE 24	FOOT	146.000				
70400100	TEMP CONC BARRIER	FOOT	4,062.500				
70400200	REL TEMP CONC BARRIER	FOOT	3,525.000				
70600260	IMP ATTN TEMP FRN TL3	EACH	8.000				
70600332	IMP ATTN REL FRN TL3	EACH	9.000				
72000100	SIGN PANEL T1	SQ FT	291.000				
72000200	SIGN PANEL T2	SQ FT	114.000				

ILLINOIS DEPARTMENT OF TRANSPORTATION
 SCHEDULE OF PRICES
 CONTRACT
 NUMBER - 66992

State Job # - C-93-072-10

County Name - LASALLE -
 Code - 99 - -
 District - 3 - -
 Section Number - (1)BR&I

Project Number
 ACRS-1279/114/

Route
 FAS 1279

Item Number	Pay Item Description	Unit of Measure	Quantity	x	Unit Price	=	Total Price
72400100	REMOV SIN PAN ASSY TA	EACH	22.000				
72400200	REMOV SIN PAN ASSY TB	EACH	19.000				
72501000	TERMINAL MARKER - DA	EACH	3.000				
73000100	WOOD SIN SUPPORT	FOOT	838.000				
78003100	PREF PL PM TB LTR-SYM	SQ FT	23.000				
78003130	PREF PL PM TB LINE 6	FOOT	306.000				
78003140	PREF PL PM TB LINE 8	FOOT	1,337.000				
78003180	PREF PL PM TB LINE 24	FOOT	120.000				
78008310	POLYUREA PM T2 LN 4	FOOT	24,574.000				
78008330	POLYUREA PM T2 LN 6	FOOT	1,734.000				
78008350	POLYUREA PM T2 LN 12	FOOT	1,418.000				
78100100	RAISED REFL PAVT MKR	EACH	171.000				
78100105	RAISED REF PVT MKR BR	EACH	30.000				
78200005	GRDRAIL REF TYPE A	EACH	48.000				
78200010	BARR WALL REF TYPE B	EACH	182.000				

ILLINOIS DEPARTMENT OF TRANSPORTATION
 SCHEDULE OF PRICES
 CONTRACT
 NUMBER -

66992

State Job # - C-93-072-10

County Name - LASALLE- -
 Code - 99 - -
 District - 3 - -
 Section Number - (1)BR&I

Project Number
 ACRS-1279/114/

Route
 FAS 1279

Item Number	Pay Item Description	Unit of Measure	Quantity	x	Unit Price	=	Total Price
78300200	RAISED REF PVT MK REM	EACH	88.000				
80400100	ELECT SERV INSTALL	EACH	2.000				
81028750	UNDRGRD C CNC 2	FOOT	1,088.000				
81028770	UNDRGRD C CNC 3	FOOT	262.000				
81200230	CON EMB STR 2 PVC	FOOT	2,020.000				
81300220	JUN BX SS AS 6X6X4	EACH	4.000				
81300530	JUN BX SS AS 12X10X6	EACH	3.000				
81300550	JUN BX SS AS 12X12X6	EACH	1.000				
81300610	JUN BX SS AS 14X12X6	EACH	2.000				
81603000	UD 2#8 #8G XLP USE 3/4	FOOT	2,585.000				
81603040	UD 2#6 #8G XLP USE 1	FOOT	4,122.000				
81702120	EC C XLP USE 1C 8	FOOT	11,010.000				
81702130	EC C XLP USE 1C 6	FOOT	2,440.000				
82200605	WATWY OBS WARN LM LED	EACH	6.000				
82600105	NAV OBSTRUCT LT CONT	EACH	1.000				

ILLINOIS DEPARTMENT OF TRANSPORTATION
 SCHEDULE OF PRICES
 CONTRACT
 NUMBER - 66992

State Job # - C-93-072-10

County Name - LASALLE- -

Code - 99 - -

District - 3 - -

Section Number - (1)BR&I

Project Number
 ACRS-1279/114/

Route
 FAS 1279

Item Number	Pay Item Description	Unit of Measure	Quantity	x	Unit Price	=	Total Price
83002200	LT P A 40MH 6DA	EACH	5.000				
83003600	LT P A 45MH 15DA	EACH	26.000				
83600300	LIGHT POLE FDN 30D	FOOT	169.000				
83800205	BKWY DEV TR B 15BC	EACH	12.000				
84200600	REM LT U NO SALV	EACH	2.000				
84200804	REM POLE FDN	EACH	2.000				
84301200	REM NAV OBS WL SYSTEM	L SUM	1.000				

CONTRACT NUMBER

66992

THIS IS THE TOTAL BID

\$ _____

NOTES:

- 1. Each PAY ITEM should have a UNIT PRICE and a TOTAL PRICE.**
- 2. The UNIT PRICE shall govern if no TOTAL PRICE is shown or if there is a discrepancy between the product of the UNIT PRICE multiplied by the QUANTITY.**
- 3. If a UNIT PRICE is omitted, the TOTAL PRICE will be divided by the QUANTITY in order to establish a UNIT PRICE.**
- 4. A bid may be declared UNACCEPTABLE if neither a unit price nor a total price is shown.**

RETURN WITH BID

STATE REQUIRED ETHICAL STANDARDS GOVERNING CONTRACT PROCUREMENT: ASSURANCES, CERTIFICATIONS AND DISCLOSURES

I. GENERAL

A. Article 50 of the Code establishes the duty of all State CPOs, SPOs, and their designees to maximize the value of the expenditure of public moneys in procuring goods, services, and contracts for the State of Illinois and to act in a manner that maintains the integrity and public trust of State government. In discharging this duty, they are charged by law to use all available information, reasonable efforts, and reasonable actions to protect, safeguard, and maintain the procurement process of the State of Illinois.

B. In order to comply with the provisions of Article 50 and to carry out the duty established therein, all bidders are to adhere to ethical standards established for the procurement process, and to make such assurances, disclosures and certifications required by law. Except as otherwise required in subsection III, paragraphs J-M, by execution of the Proposal Signature Sheet, the bidder indicates that each of the mandated assurances have been read and understood, that each certification is made and understood, and that each disclosure requirement has been understood and completed.

C. In addition to all other remedies provided by law, failure to comply with any assurance, failure to make any disclosure or the making of a false certification shall be grounds for the CPO to void the contract, and may result in the suspension or debarment of the bidder or subcontractor. If a false certification is made by a subcontractor the contractor's submitted bid and the executed contract may not be declared void unless the contractor refuses to terminate the subcontract upon the State's request after a finding that the subcontractor's certification was false.

I acknowledge, understand and accept these terms and conditions.

II. ASSURANCES

The assurances hereinafter made by the bidder are each a material representation of fact upon which reliance is placed should the Department enter into the contract with the bidder.

A. Conflicts of Interest

Section 50-13. Conflicts of Interest.

(a) Prohibition. It is unlawful for any person holding an elective office in this State, holding a seat in the General Assembly, or appointed to or employed in any of the offices or agencies of state government and who receives compensation for such employment in excess of 60% of the salary of the Governor of the State of Illinois, or who is an officer or employee of the Capital Development Board or the Illinois State Toll Highway Authority, or who is the spouse or minor child of any such person to have or acquire any contract, or any direct pecuniary interest in any contract therein, whether for stationery, printing, paper, or any services, materials, or supplies, that will be wholly or partially satisfied by the payment of funds appropriated by the General Assembly of the State of Illinois or in any contract of the Capital Development Board or the Illinois State Toll Highway Authority.

(b) Interests. It is unlawful for any firm, partnership, association or corporation, in which any person listed in subsection (a) is entitled to receive (i) more than 7 1/2% of the total distributable income or (ii) an amount in excess of the salary of the Governor, to have or acquire any such contract or direct pecuniary interest therein.

(c) Combined interests. It is unlawful for any firm, partnership, association, or corporation, in which any person listed in subsection (a) together with his or her spouse or minor children is entitled to receive (i) more than 15%, in the aggregate, of the total distributable income or (ii) an amount in excess of 2 times the salary of the Governor, to have or acquire any such contract or direct pecuniary interest therein.

(d) Securities. Nothing in this Section invalidates the provisions of any bond or other security previously offered or to be offered for sale or sold by or for the State of Illinois.

(e) Prior interests. This Section does not affect the validity of any contract made between the State and an officer or employee of the State or member of the General Assembly, his or her spouse, minor child or any combination of those persons if that contract was in existence before his or her election or employment as an officer, member, or employee. The contract is voidable, however, if it cannot be completed within 365 calendar days after the officer, member, or employee takes office or is employed. The current salary of the Governor is \$177,412.00. Sixty percent of the salary is \$106,447.20.

RETURN WITH BID

The bidder assures the Department that the award and execution of the contract would not cause a violation of Section 50-13, or that an effective exemption has been issued by the Board of Ethics to any individual subject to the Section 50-13 prohibitions pursuant to the provisions of Section 50-20 of the Code. Information concerning the exemption process is available from the Department upon request.

B. Negotiations

Section 50-15. Negotiations.

It is unlawful for any person employed in or on a continual contractual relationship with any of the offices or agencies of State government to participate in contract negotiations on behalf of that office or agency with any firm, partnership, association, or corporation with whom that person has a contract for future employment or is negotiating concerning possible future employment.

The bidder assures the Department that the award and execution of the contract would not cause a violation of Section 50-15, and that the bidder has no knowledge of any facts relevant to the kinds of acts prohibited therein.

C. Inducements

Section 50-25. Inducement.

Any person who offers or pays any money or other valuable thing to any person to induce him or her not to provide a submission to a vendor portal or to bid for a State contract or as recompense for not having bid on a State contract is guilty of a Class 4 felony. Any person who accepts any money or other valuable thing for not bidding for a State contract, not making a submission to a vendor portal, or who withholds a bid or submission to a vendor portal in consideration of the promise for the payment of money or other valuable thing is guilty of a Class 4 felony.

The bidder assures the Department that the award and execution of the contract would not cause a violation of Section 50-25, and that the bidder has no knowledge of any facts relevant to the kinds of acts prohibited therein.

D. Revolving Door Prohibition

Section 50-30. Revolving door prohibition.

CPOs, SPOs, procurement compliance monitors, their designees whose principal duties are directly related to State procurement, and executive officers confirmed by the Senate are expressly prohibited for a period of 2 years after terminating an affected position from engaging in any procurement activity relating to the State agency most recently employing them in an affected position for a period of at least 6 months. The prohibition includes, but is not limited to: lobbying the procurement process; specifying; bidding; proposing bid, proposal, or contract documents; on their own behalf or on behalf of any firm, partnership, association, or corporation. This Section applies only to persons who terminate an affected position on or after January 15, 1999.

The bidder assures the Department that the award and execution of the contract would not cause a violation of Section 50-30, and that the bidder has no knowledge of any facts relevant to the kinds of acts prohibited therein.

E. Reporting Anticompetitive Practices

Section 50-40. Reporting anticompetitive practices.

When, for any reason, any vendor, bidder, contractor, CPO, SPO, designee, elected official, or State employee suspects collusion or other anticompetitive practice among any bidders, offerors, contractors, proposers, or employees of the State, a notice of the relevant facts shall be transmitted to the Attorney General and the CPO.

The bidder assures the Department that it has not failed to report any relevant facts concerning the practices addressed in Section 50-40 which may involve the contract for which the bid or submission to a vendor portal is submitted.

F. Confidentiality

Section 50-45. Confidentiality.

Any CPO, SPO, designee, or executive officer who willfully uses or allows the use of specifications, competitive bid documents, proprietary competitive information, proposals, contracts, or selection information to compromise the fairness or integrity of the procurement, bidding, or contract process shall be subject to immediate dismissal, regardless of the Personnel code, any contract, or any collective bargaining agreement, and may in addition be subject to criminal prosecution.

The bidder assures the Department that it has no knowledge of any fact relevant to the practices addressed in Section 50-45 which may involve the contract for which the bid is submitted.

RETURN WITH BID

G. Insider Information

Section 50-50. Insider information.

It is unlawful for any current or former elected or appointed State official or State employee to knowingly use confidential information available only by virtue of that office or employment for actual or anticipated gain for themselves or another person.

The bidder assures the Department that it has no knowledge of any facts relevant to the practices addressed in Section 50-50 which may involve the contract for which the bid is submitted.

I acknowledge, understand and accept these terms and conditions for the above assurances.

III. CERTIFICATIONS

The certifications hereinafter made by the bidder are each a material representation of fact upon which reliance is placed should the Department enter into the contract with the bidder. Section 50-2 of the Code provides that every person that has entered into a multi-year contract and every subcontractor with a multi-year subcontract shall certify, by July 1 of each fiscal year covered by the contract after the initial fiscal year, to the responsible CPO whether it continues to satisfy the requirements of Article 50 pertaining to the eligibility for a contract award. If a contractor or subcontractor is not able to truthfully certify that it continues to meet all requirements, it shall provide with its certification a detailed explanation of the circumstances leading to the change in certification status. A contractor or subcontractor that makes a false statement material to any given certification required under Article 50 is, in addition to any other penalties or consequences prescribed by law, subject to liability under the Whistleblower Reward and Protection Act for submission of a false claim.

A. Bribery

Section 50-5. Bribery.

(a) Prohibition. No person or business shall be awarded a contract or subcontract under this Code who:

(1) has been convicted under the laws of Illinois or any other state of bribery or attempting to bribe an officer or employee of the State of Illinois or any other state in that officer's or employee's official capacity; or

(2) has made an admission of guilt of that conduct that is a matter of record but has not been prosecuted for that conduct.

(b) Businesses. No business shall be barred from contracting with any unit of State or local government, or subcontracting under such a contract, as a result of a conviction under this Section of any employee or agent of the business if the employee or agent is no longer employed by the business and:

(1) the business has been finally adjudicated not guilty; or

(2) the business demonstrates to the governmental entity with which it seeks to contract, or which is signatory to the contract which the subcontract relates, and that entity finds that the commission of the offense was not authorized, requested, commanded, or performed by a director, officer, or high managerial agent on behalf of the business as provided in paragraph (2) of subsection (a) of Section 5-4 of the Criminal Code of 2012.

(c) Conduct on behalf of business. For purposes of this Section, when an official, agent, or employee of a business committed the bribery or attempted bribery on behalf of the business and in accordance with the direction or authorization of a responsible official of the business, the business shall be chargeable with the conduct.

(d) Certification. Every bid submitted to and contract executed by the State, and every subcontract subject to Section 20-120 of the Code shall contain a certification by the contractor or the subcontractor, respectively, that the contractor or subcontractor is not barred from being awarded a contract or subcontract under this Section and acknowledges that the CPO may declare the related contract void if any certifications required by this Section are false. A contractor who makes a false statement, material to the certification, commits a Class 3 felony.

The contractor or subcontractor certifies that it is not barred from being awarded a contract under Section 50-5.

B. Felons

Section 50-10. Felons.

(a) Unless otherwise provided, no person or business convicted of a felony shall do business with the State of Illinois or any State agency, or enter into a subcontract, from the date of conviction until 5 years after the date of completion of the sentence for that felony, unless no person held responsible by a prosecutorial office for the facts upon which the conviction was based continues to have any involvement with the business.

(b) Certification. Every bid submitted to and contract executed by the State and every subcontract subject to Section 20-120 of the Code and every vendor's submission to a vendor portal shall contain a certification by the bidder or contractor or subcontractor, respectively, that the bidder, contractor, or subcontractor is not barred from being awarded a contract or subcontract under this Section and acknowledges that the CPO may declare the related contract void if any of the certifications required by this Section are false.

RETURN WITH BID

C. Debt Delinquency

Section 50-11 and 50-12. Debt Delinquency.

The contractor or bidder or subcontractor, respectively, certifies that it, or any affiliate, is not barred from being awarded a contract or subcontract under the Code. Section 50-11 prohibits a person from entering into a contract with a State agency, or entering into a subcontract, if it knows or should know that it, or any affiliate, is delinquent in the payment of any debt to the State as defined by the Debt Collection Board. Section 50-12 prohibits a person from entering into a contract with a State agency, or entering into a subcontract, if it, or any affiliate, has failed to collect and remit Illinois Use Tax on all sales of tangible personal property into the State of Illinois in accordance with the provisions of the Illinois Use Tax Act. The bidder or contractor or subcontractor, respectively, further acknowledges that the CPO may declare the related contract void if this certification is false or if the bidder, contractor, or subcontractor, or any affiliate, is determined to be delinquent in the payment of any debt to the State during the term of the contract.

D. Prohibited Bidders, Contractors and Subcontractors

Section 50-10.5 and 50-60(c). Prohibited bidders, contractors and subcontractors.

The bidder or contractor or subcontractor, respectively, certifies in accordance with Section 50-10.5 that no officer, director, partner or other managerial agent of the contracting business has been convicted of a felony under the Sarbanes-Oxley Act of 2002 or a Class 3 or Class 2 felony under the Illinois Securities Law of 1953 or if in violation of Subsection (c) for a period of five years from the date of conviction. Every bid submitted to and contract executed by the State and every subcontract subject to Section 20-120 of the Code shall contain a certification by the bidder, contractor, or subcontractor, respectively, that the bidder, contractor, or subcontractor is not barred from being awarded a contract or subcontract under this Section and acknowledges that the CPO shall declare the related contract void if any of the certifications completed pursuant to this Section are false.

E. Section 42 of the Environmental Protection Act

Section 50-14 Environmental Protection Act violations.

The bidder or contractor or subcontractor, respectively, certifies in accordance with Section 50-14 that the bidder, contractor, or subcontractor, is not barred from being awarded a contract or entering into a subcontract under this Section which prohibits the bidding on or entering into contracts with the State of Illinois or a State agency, or entering into any subcontract, that is subject to the Code by a person or business found by a court or the Pollution Control Board to have committed a willful or knowing violation of Section 42 of the Environmental Protection Act for a period of five years from the date of the order. The bidder or contractor or subcontractor, respectively, acknowledges that the CPO may declare the contract void if this certification is false.

F. Educational Loan

Section 3 of the Educational Loan Default Act, 5 ILCS 385/3.

Pursuant to the Educational Loan Default Act no State agency shall contract with an individual for goods or services if that individual is in default on an educational loan.

The bidder, if an individual as opposed to a corporation, partnership or other form of business organization, certifies that the bidder is not in default on an educational loan as provided in Section 3 of the Act.

G. Bid-Rigging/Bid Rotating

Section 33E-11 of the Criminal Code of 2012, 720 ILCS 5/3BE-11.

(a) Every bid submitted to and public contract executed pursuant to such bid by the State or a unit of local government shall contain a certification by the prime contractor that the prime contractor is not barred from contracting with any unit of State or local government as a result of a violation of either Section 33E-3 or 33E-4 of this Article.

(b) A contractor who makes a false statement, material to the certification, commits a Class 3 felony.

A violation of Section 33E-3 would be represented by a conviction of the crime of bid-rigging which, in addition to Class 3 felony sentencing, provides that any person convicted of this offense or any similar offense of any state or the United States which contains the same elements as this offense shall be barred for 5 years from the date of conviction from contracting with any unit of State or local government. No corporation shall be barred from contracting with any unit of State or local government as a result of a conviction under this Section of any employee or agent of such corporation if the employee so convicted is no longer employed by the corporation and: (1) it has been finally adjudicated not guilty or (2) if it demonstrates to the governmental entity with which it seeks to contract and that entity finds that the commission of the offense was neither authorized, requested, commanded, nor performed by a director, officer or a high managerial agent in behalf of the corporation.

The bidder certifies that it is not barred from contracting with the Department by reason of a violation of either Section 33E-3 or Section 33E-4.

RETURN WITH BID

H. International Anti-Boycott

Section 5 of the International Anti-Boycott Certification Act provides every contract entered into by the State of Illinois for the manufacture, furnishing, or purchasing of supplies, material, or equipment or for the furnishing of work, labor, or services, in an amount exceeding the threshold for small purchases according to the purchasing laws of this State or \$10,000.00, whichever is less, shall contain certification, as a material condition of the contract, by which the contractor agrees that neither the contractor nor any substantially-owned affiliated company is participating or shall participate in an international boycott in violation of the provisions of the U.S. Export Administration Act of 1979 or the regulations of the U.S. Department of Commerce promulgated under that Act.

The bidder makes the certification set forth in Section 5 of the Act.

I. Drug Free Workplace

The Illinois "Drug Free Workplace Act" applies to this contract and it is necessary to comply with the provisions of the "Act" if the contractor is a corporation, partnership, or other entity (including a sole proprietorship) which has 25 or more employees.

The bidder certifies that if awarded a contract in excess of \$5,000 it will provide a drug free workplace in compliance with the provisions of the Act.

J. Disclosure of Business Operations in Iran

Section 50-36 of the Code provides that each bid, offer, or proposal submitted for a State contract shall include a disclosure of whether or not the Company acting as the bidder, offeror, or proposing entity, or any of its corporate parents or subsidiaries, within the 24 months before submission of the bid, offer, or proposal had business operations that involved contracts with or provision of supplies or services to the Government of Iran, companies in which the Government of Iran has any direct or indirect equity share, consortiums or projects commissioned by the Government of Iran, or companies involved in consortiums or projects commissioned by the Government of Iran and either of the following conditions apply:

- (1) More than 10% of the Company's revenues produced in or assets located in Iran involve oil-related activities or mineral-extraction activities; less than 75% of the Company's revenues produced in or assets located in Iran involve contracts with or provision of oil-related or mineral-extraction products or services to the Government of Iran or a project or consortium created exclusively by that government; and the Company has failed to take substantial action.
- (2) The Company has, on or after August 5, 1996, made an investment of \$20 million or more, or any combination of investments of at least \$10 million each that in the aggregate equals or exceeds \$20 million in any 12-month period, which directly or significantly contributes to the enhancement of Iran's ability to develop petroleum resources of Iran.

The terms "Business operations", "Company", "Mineral-extraction activities", "Oil-related activities", "Petroleum resources", and "Substantial action" are all defined in the Code.

Failure to make the disclosure required by the Code may cause the bid, offer or proposal to be considered not responsive. The disclosure will be considered when evaluating the bid or awarding the contract. The name of each Company disclosed as doing business or having done business in Iran will be provided to the State Comptroller.

Check the appropriate statement:

Company has no business operations in Iran to disclose.

Company has business operations in Iran as disclosed on the attached document.

RETURN WITH BID

K. Apprenticeship and Training Certification (Does not apply to federal aid projects)

In accordance with the provisions of Section 30-22 (6) of the Code, the bidder certifies that it is a participant, either as an individual or as part of a group program, in the approved apprenticeship and training programs applicable to each type of work or craft that the bidder will perform with its own forces. The bidder further certifies for work that will be performed by subcontract that each of its subcontractors submitted for approval either (a) is, at the time of such bid, participating in an approved, applicable apprenticeship and training program; or (b) will, prior to commencement of performance of work pursuant to this contract, begin participation in an approved apprenticeship and training program applicable to the work of the subcontract. The Department, at any time before or after award, may require the production of a copy of each applicable Certificate of Registration issued by the United States Department of Labor evidencing such participation by the contractor and any or all of its subcontractors. Applicable apprenticeship and training programs are those that have been approved and registered with the United States Department of Labor. The bidder shall list in the space below, the official name of the program sponsor holding the Certificate of Registration for all of the types of work or crafts in which the bidder is a participant and that will be performed with the bidder's forces. Types of work or craft work that will be subcontracted shall be included and listed as subcontract work. The list shall also indicate any type of work or craft job category that does not have an applicable apprenticeship or training program. **The bidder is responsible for making a complete report and shall make certain that each type of work or craft job category that will be utilized on the project as reported on the Construction Employee Workforce Projection (Form BC-1256) and returned with the bid is accounted for and listed.**

Additionally, Section 30-22 of the Code requires that the bidder certify that an Illinois office be maintained as the primary place of employment for persons employed for this contract.

NA-FEDERAL

The requirements of these certifications and disclosures are a material part of the contract, and the contractor shall require these certification provisions to be included in all approved subcontracts. In order to fulfill this requirement, it shall not be necessary that an applicable program sponsor be currently taking, or that it will take applications for apprenticeship, training or employment during the performance of the work of this contract.

RETURN WITH BID

L. Political Contributions and Registration with the State Board of Elections

Sections 20-160 and 50-37 of the Code regulate political contributions from business entities and any affiliated entities or affiliated persons bidding on or contracting with the state. Generally under Section 50-37, any business entity, and any affiliated entity or affiliated person of the business entity, whose current year contracts with all state agencies exceed an awarded value of \$50,000, are prohibited from making any contributions to any political committees established to promote the candidacy of the officeholder responsible for the awarding of the contracts or any other declared candidate for that office for the duration of the term of office of the incumbent officeholder or a period 2 years after the termination of the contract, whichever is longer. Any business entity and affiliated entities or affiliated persons whose state contracts in the current year do not exceed an awarded value of \$50,000, but whose aggregate pending bids and proposals on state contracts exceed \$50,000, either alone or in combination with contracts not exceeding \$50,000, are prohibited from making any political contributions to any political committee established to promote the candidacy of the officeholder responsible for awarding the pending contract during the period beginning on the date the invitation for bids or request for proposals or any other procurement opportunity is issued and ending on the day after the date of award or selection if the entity was not awarded or selected. Section 20-160 requires certification of registration of affected business entities in accordance with procedures found in Section 9-35 of The Election Code.

By submission of a bid, the contractor business entity acknowledges and agrees that it has read and understands Sections 20-160 and 50-37 of the Code, and that it makes the following certification:

The undersigned bidder certifies that it has registered as a business with the State Board of Elections and acknowledges a continuing duty to update the registration in accordance with the above referenced statutes. If the business entity is required to register, the CPO shall verify that it is in compliance on the date the bid or proposal is due. The CPO shall not accept a bid or proposal if the business entity is not in compliance with the registration requirements.

These requirements and compliance with the above referenced statutory sections are a material part of the contract, and any breach thereof shall be cause to void the contract under Section 50-60 of the Code. This provision does not apply to Federal-aid contracts.

M. Lobbyist Disclosure

Section 50-38 of the Code requires that any bidder or offeror on a State contract that hires a person required to register under the Lobbyist Registration Act to assist in obtaining a contract shall:

- (i) Disclose all costs, fees, compensation, reimbursements, and other remunerations paid or to be paid to the lobbyist related to the contract,
- (ii) Not bill or otherwise cause the State of Illinois to pay for any of the lobbyist's costs, fees, compensation, reimbursements, or other remuneration, and
- (iii) Sign a verification certifying that none of the lobbyist's costs, fees, compensation, reimbursements, or other remuneration were billed to the State.

This information, along with all supporting documents, shall be filed with the agency awarding the contract and with the Secretary of State. The CPO shall post this information, together with the contract award notice, in the online Procurement Bulletin.

Pursuant to Subsection (c) of this Section, no person or entity shall retain a person or entity to attempt to influence the outcome of a procurement decision made under the Code for compensation contingent in whole or in part upon the decision or procurement. Any person who violates this subsection is guilty of a business offense and shall be fined not more than \$10,000.

Bidder acknowledges that it is required to disclose the hiring of any person required to register pursuant to the Illinois Lobbyist Registration Act (25 ILCS 170) in connection with this contract.

Bidder has not hired any person required to register pursuant to the Illinois Lobbyist Registration Act in connection with this contract.

Or

Bidder has hired the following persons required to register pursuant to the Illinois Lobbyist Registration Act in connection with the contract:

Name and address of person: _____
All costs, fees, compensation, reimbursements and other remuneration paid to said person: _____

I acknowledge, understand and accept these terms and conditions for the above certifications.

RETURN WITH BID

IV. DISCLOSURES

- A. The disclosures hereinafter made by the bidder are each a material representation of fact upon which reliance is placed should the Department enter into the contract with the bidder. The bidder further certifies that the Department has received the disclosure forms for each bid.

The CPO may void the bid, or contract, respectively, if it is later determined that the bidder or subcontractor rendered a false or erroneous disclosure. A contractor or subcontractor may be suspended or debarred for violations of the Code. Furthermore, the CPO may void the contract and the surety providing the performance bond shall be responsible for completion of the contract.

B. Financial Interests and Conflicts of Interest

1. Section 50-35 of the Code provides that all bids of more than \$50,000 and all submissions to a vendor portal shall be accompanied by disclosure of the financial interests of the bidder. This disclosed information for the successful bidder, will be maintained as public information subject to release by request pursuant to the Freedom of Information Act, filed with the Procurement Policy Board, and shall be incorporated as a material term of the contract. Furthermore, pursuant to Section 5-5, the Procurement Policy Board may review a proposal, bid, or contract and issue a recommendation to void a contract or reject a proposal or bid based on any violation of the Code or the existence of a conflict of interest as provided in subsections (b) and (d) of Section 50-35.

The financial interests to be disclosed shall include ownership or distributive income share that is in excess of 5%, or an amount greater than 60% of the annual salary of the Governor, of the bidding entity or its parent entity, whichever is less, unless the contractor or bidder is a publicly traded entity subject to Federal 10K reporting, in which case it may submit its 10K disclosure in place of the prescribed disclosure. If a bidder is a privately held entity that is exempt from Federal 10K reporting, but has more than 100 shareholders, it may submit the information that Federal 10K companies are required to report, and list the names of any individual or entity holding any ownership share that is in excess of 5%. The disclosure shall include the names, addresses, and dollar or proportionate share of ownership of each individual making the disclosure, their instrument of ownership or beneficial relationship, and notice of any potential conflict of interest resulting from the current ownership or beneficial interest of each individual making the disclosure having any of the relationships identified in Section 50-35 and on the disclosure form.

The current annual salary of the Governor is \$177,412.00.

In addition, all disclosures shall indicate any other current or pending contracts, proposals, leases, or other ongoing procurement relationships the bidding entity has with any other unit of state government and shall clearly identify the unit and the contract, proposal, lease, or other relationship.

2. Disclosure Forms. Disclosure Form A is attached for use concerning the individuals meeting the above ownership or distributive share requirements. A separate Disclosure Form A must be submitted with the bid for each individual meeting the above requirements. In addition, a second form (Disclosure Form B) provides for the disclosure of current or pending procurement relationships with other (non-IDOT) state agencies and a total ownership certification. **The forms must be included with each bid.**

C. Disclosure Form Instructions

Form A Instructions for Financial Information & Potential Conflicts of Interest

If the bidder is a publicly traded entity subject to Federal 10K reporting, the 10K Report may be submitted to meet the requirements of Form A. If a bidder is a privately held entity that is exempt from Federal 10K reporting, but has more than 100 shareholders, it may submit the information that Federal 10K companies are required to report, and list the names of any individual or entity holding any ownership share that is in excess of 5%. If a bidder is not subject to Federal 10K reporting, the bidder must determine if any individuals are required by law to complete a financial disclosure form. To do this, the bidder should answer each of the following questions. A "YES" answer indicates Form A must be completed. If the answer to each of the following questions is "NO", then the NOT APPLICABLE STATEMENT on Form A must be signed and dated by an individual that is authorized to execute contracts for the bidding company. Note: These questions are for assistance only and are not required to be completed.

1. Does anyone in your organization have a direct or beneficial ownership share of greater than 5% of the bidding entity or parent entity? YES ___ NO ___
2. Does anyone in your organization have a direct or beneficial ownership share of less than 5%, but which has a value greater than 60% of the annual salary of the Governor? YES ___ NO ___
3. Does anyone in your organization receive more than 60% of the annual salary of the Governor of the bidding entity's or parent entity's distributive income? YES ___ NO ___
4. Does anyone in your organization receive greater than 5% of the bidding entity's or parent entity's total distributive income, but which is less than 60% of the annual salary of the Governor? YES ___ NO ___

(Note: Only one set of forms needs to be completed per individual per bid even if a specific individual would require a yes answer to more than one question.)

A "YES" answer to any of these questions requires the completion of Form A. The bidder must determine each individual in the bidding entity or the bidding entity's parent company that would cause the questions to be answered "Yes". Each form must be signed and dated by an individual that is authorized to execute contracts for your organization. The individual signing can be, but does not have to be, the individual for which the form is being completed. The bidder is responsible for the accuracy of any information provided.

If the answer to each of the above questions is "NO", then the NOT APPLICABLE STATEMENT of Form A must be signed and dated by an individual that is authorized to execute contracts for your company.

RETURN WITH BID

Form B: Instructions for Identifying Other Contracts & Procurement Related Information

Disclosure Form B must be completed for each bid submitted by the bidding entity. *Note: Checking the NOT APPLICABLE STATEMENT on Form A does not allow the bidder to ignore Form B. Form B must be completed, checked, and dated or the bidder may be considered nonresponsive and the bid will not be accepted.*

The Bidder shall identify, by checking Yes or No on Form B, whether it has any pending contracts (including leases), bids, proposals, or other ongoing procurement relationship with any other (non-IDOT) State of Illinois agency. If "No" is checked, the bidder only needs to complete the check box on the bottom of Form B. If "Yes" is checked, the bidder must do one of the following:

Option I: If the bidder did not submit an Affidavit of Availability to obtain authorization to bid, the bidder must list all non-IDOT State of Illinois agency pending contracts, leases, bids, proposals, and other ongoing procurement relationships. These items may be listed on Form B or on an attached sheet(s). Do not include IDOT contracts. Contracts with cities, counties, villages, etc. are not considered State of Illinois agency contracts and are not to be included. Contracts with other State of Illinois agencies such as the Department of Natural Resources or the Capital Development Board must be included. Bidders who submit Affidavits of Availability are suggested to use Option II.

Option II: If the bidder is required and has submitted an Affidavit of Availability in order to obtain authorization to bid, the bidder may write or type "See Affidavit of Availability" which indicates that the Affidavit of Availability is incorporated by reference and includes all non-IDOT State of Illinois agency pending contracts, leases, bids, proposals, and other ongoing procurement relationships. For any contracts that are not covered by the Affidavit of Availability, the bidder must identify them on Form B or on an attached sheet(s). These might be such things as leases.

RETURN WITH BID

ILLINOIS DEPARTMENT OF TRANSPORTATION

Form A Financial Information & Potential Conflicts of Interest Disclosure

Contractor Name
Legal Address
City, State, Zip
Telephone Number Email Address Fax Number (if available)

Disclosure of the information contained in this Form is required by Section 50-35 of the Code (30 ILCS 500). Vendors desiring to enter into a contract with the State of Illinois must disclose the financial information and potential conflict of interest information as specified in this Disclosure Form. This information shall become part of the publicly available contract file. This Form A must be completed for bids in excess of \$50,000, and for all open-ended contracts. A publicly traded company may submit a 10K disclosure (or equivalent if applicable) in satisfaction of the requirements set forth in Form A. See Disclosure Form Instructions.

The current annual salary of the Governor is \$177,412.00.

DISCLOSURE OF FINANCIAL INFORMATION

- 1. Disclosure of Financial Information. The individual named below has an interest in the BIDDER (or its parent) in terms of ownership or distributive income share in excess of 5%, or an interest which has a value of more than 60% of the annual salary of the Governor. (Make copies of this form as necessary and attach a separate Disclosure Form A for each individual meeting these requirements)

FOR INDIVIDUAL (type or print information)
NAME:
ADDRESS
Type of ownership/distributable income share:
stock sole proprietorship Partnership other: (explain on separate sheet):
% or \$ value of ownership/distributable income share:

- 2. Disclosure of Potential Conflicts of Interest. Check "Yes" or "No" to indicate which, if any, of the following potential conflict of interest relationships apply. If the answer to any question is "Yes", please attach additional pages and describe.

(a) State employment, currently or in the previous 3 years, including contractual employment of services. Yes ___ No ___

If your answer is yes, please answer each of the following questions.

- 1. Are you currently an officer or employee of either the Capitol Development Board or the Illinois State Toll Highway Authority? Yes ___ No ___
2. Are you currently appointed to or employed by any agency of the State of Illinois? If you are currently appointed to or employed by any agency of the State of Illinois, and your annual salary exceeds 60% of the annual salary of the Governor provide the name the State agency for which you are employed and your annual salary.

RETURN WITH BID

3. If you are currently appointed to or employed by any agency of the State of Illinois, and your annual salary exceeds 60% of the annual salary of the Governor, are you entitled to receive (i) more than 7 1/2% of the total distributable income of your firm, partnership, association or corporation, or (ii) an amount in excess of 100% of the annual salary of the Governor? Yes ___ No ___
4. If you are currently appointed to or employed by any agency of the State of Illinois, and your annual salary exceeds 60% of the annual salary of the Governor, are you and your spouse or minor children entitled to receive (i) more than 15% in aggregate of the total distributable income of your firm, partnership, association or corporation, or (ii) an amount in excess of two times the salary of the Governor? Yes ___ No ___

(b) State employment of spouse, father, mother, son, or daughter, including contractual employment for services in the previous 2 years.

Yes ___ No ___

If your answer is yes, please answer each of the following questions.

1. Is your spouse or any minor children currently an officer or employee of the Capitol Development Board or the Illinois State Toll Highway Authority? Yes ___ No ___
2. Is your spouse or any minor children currently appointed to or employed by any agency of the State of Illinois? If your spouse or minor children is/are currently appointed to or employed by any agency of the State of Illinois, and his/her annual salary exceeds 60% of the annual salary of the Governor, provide the name of the spouse and/or minor children, the name of the State agency for which he/she is employed and his/her annual salary. _____
-
3. If your spouse or any minor children is/are currently appointed to or employed by any agency of the State of Illinois, and his/her annual salary exceeds 60% of the annual salary of the Governor, are you entitled to receive (i) more than 7 1/2% of the total distributable income of your firm, partnership, association or corporation, or (ii) an amount in excess 100% of the annual salary of the Governor? Yes ___ No ___
4. If your spouse or any minor children are currently appointed to or employed by any agency of the State of Illinois, and his/her annual salary exceeds 60% of the annual salary of the Governor, are you and your spouse or any minor children entitled to receive (i) more than 15% in the aggregate of the total distributable income from your firm, partnership, association or corporation, or (ii) an amount in excess of two times the salary of the Governor? Yes ___ No ___

(c) Elective status; the holding of elective office of the State of Illinois, the government of the United States, any unit of local government authorized by the Constitution of the State of Illinois or the statutes of the State of Illinois currently or in the previous 3 years. Yes ___ No ___

(d) Relationship to anyone holding elective office currently or in the previous 2 years; spouse, father, mother, son, or daughter. Yes ___ No ___

(e) Appointive office; the holding of any appointive government office of the State of Illinois, the United State of America, or any unit of local government authorized by the Constitution of the State of Illinois or the statutes of the State of Illinois, which office entitles the holder to compensation in excess of the expenses incurred in the discharge of that office currently or in the previous 3 years. Yes ___ No ___

(f) Relationship to anyone holding appointive office currently or in the previous 2 years; spouse, father, mother, son, or daughter. Yes ___ No ___

(g) Employment, currently or in the previous 3 years, as or by any registered lobbyist of the State government. Yes ___ No ___

RETURN WITH BID

(h) Relationship to anyone who is or was a registered lobbyist in the previous 2 years; spouse, father, mother, son, or daughter. Yes ___ No ___

(i) Compensated employment, currently or in the previous 3 years, by any registered election or reelection committee registered with the Secretary of State or any county clerk of the State of Illinois, or any political action committee registered with either the Secretary of State or the Federal Board of Elections. Yes ___ No ___

(j) Relationship to anyone; spouse, father, mother, son, or daughter; who was a compensated employee in the last 2 years by any registered election or re-election committee registered with the Secretary of State or any county clerk of the State of Illinois, or any political action committee registered with either the Secretary of State or the Federal Board of Elections. Yes ___ No ___

3. Communication Disclosure.

Disclose the name and address of each lobbyist and other agent of the bidder or offeror who is not identified in Section 2 of this form, who is has communicated, is communicating, or may communicate with any State officer or employee concerning the bid or offer. This disclosure is a continuing obligation and must be promptly supplemented for accuracy throughout the process and throughout the term of the contract. If no person is identified, enter "None" on the line below:

Name and address of person(s): _____

RETURN WITH BID

4. Suspension or Debarment Disclosure. For each of the persons identified under Sections 2 and 3 of this form, disclose whether any of the following has occurred within the previous 10 years: suspension or debarment from contracting with any governmental entity; professional licensure discipline; bankruptcies; adverse civil judgments and administrative findings; and criminal felony convictions. This disclosure is a continuing obligation and must be promptly supplemented for accuracy throughout the procurement process and term of the contract. If no person is identified, enter "None" on the line below:

Name of person(s): _____

Nature of disclosure: _____

APPLICABLE STATEMENT

This Disclosure Form A is submitted on behalf of the INDIVIDUAL named on previous page. Under penalty of perjury, I certify the contents of this disclosure to be true and accurate to the best of my knowledge.

Completed by: _____ Date _____
Signature of Individual or Authorized Representative

NOT APPLICABLE STATEMENT

Under penalty of perjury, I have determined that no individuals associated with this organization meet the criteria that would require the completion of this Form A.

This Disclosure Form A is submitted on behalf of the CONTRACTOR listed on the previous page.

_____ Date _____
Signature of Authorized Representative

The bidder has a continuing obligation to supplement these disclosures under Sec. 50-35 of the Code.

RETURN WITH BID

ILLINOIS DEPARTMENT OF TRANSPORTATION

Form B Other Contracts & Financial Related Information Disclosure

Contractor Name, Legal Address, City, State, Zip, Telephone Number, Email Address, Fax Number (if available)

Disclosure of the information contained in this Form is required by Section 50-35 of the Code (30 ILCS 500). This information shall become part of the publicly available contract file. This Form B must be completed for all bids.

DISCLOSURE OF OTHER CONTRACTS AND PROCUREMENT RELATED INFORMATION

1. Identifying Other Contracts & Procurement Related Information. The BIDDER shall identify whether it has any pending contracts (including leases), bids, proposals, or other ongoing procurement relationship with any other State of Illinois agency: Yes ___ No ___

If "No" is checked, the bidder only needs to complete the signature box on this page.

2. If "Yes" is checked. Identify each such relationship by showing State of Illinois agency name and other descriptive information such as bid or project number (attach additional pages as necessary). SEE DISCLOSURE FORM INSTRUCTIONS:

THE FOLLOWING STATEMENT MUST BE CHECKED

Signature of Authorized Representative, Date

OWNERSHIP CERTIFICATION

Please certify that the following statement is true if the individuals for all submitted Form A disclosures do not total 100% of ownership.

Any remaining ownership interest is held by individuals receiving less than \$106,447.20 of the bidding entity's or parent entity's distributive income or holding less than a 5% ownership interest.

Yes No N/A (Form A disclosure(s) established 100% ownership)

RETURN WITH BID

SPECIAL NOTICE TO CONTRACTORS

The following requirements of the Illinois Department of Human Rights Act are applicable to bidders on all construction contracts advertised by the Illinois Department of Transportation:

CONSTRUCTION EMPLOYEE UTILIZATION PROJECTION

- (a) All bidders on construction contracts shall complete and submit, along with and as part of their bids, a Bidder's Employee Utilization Form (Form BC-1256) setting forth a projection and breakdown of the total workforce intended to be hired and/or allocated to such contract work by the bidder including a projection of minority and female employee utilization in all job classifications on the contract project.
- (b) The Department of Transportation shall review the Employee Utilization Form, and workforce projections contained therein, of the contract awardee to determine if such projections reflect an underutilization of minority persons and/or women in any job classification in accordance with the Equal Employment Opportunity Clause and Title 44, Illinois Administrative Code, Section 750.120. If it is determined that the contract awardee's projections reflect an underutilization of minority persons and/or women in any job classification, it shall be advised in writing of the manner in which it is underutilizing and such awardee shall be considered to be in breach of the contract unless, prior to commencement of work on the contract project, it submits revised satisfactory projections or an acceptable written affirmative action plan to correct such underutilization including a specific timetable geared to the completion stages of the contract.
- (c) The Department of Transportation shall provide to the Department of Human Rights a copy of the contract awardee's Employee Utilization Form, a copy of any required written affirmative action plan, and any written correspondence related thereto. The Department of Human Rights may review and revise any action taken by the Department of Transportation with respect to these requirements.



RETURN WITH BID

Contract No. 66992
LASALLE County
Section (1) BR & I
Project ACRS-1279(114)
Route FAS 1279
District 3 Construction Funds

PART I. IDENTIFICATION

Dept. of Human Rights # _____ Duration of Project: _____
Name of Bidder: _____

PART II. WORKFORCE PROJECTION

A. The undersigned bidder has analyzed minority group and female populations, unemployment rates and availability of workers for the location in which this contract work is to be performed, and for the locations from which the bidder recruits employees, and hereby submits the following workforce projection including a projection for minority and female employee utilization in all job categories in the workforce to be allocated to this contract:

TABLE A

TABLE B

Table with 13 columns: JOB CATEGORIES, TOTAL EMPLOYEES (M, F), MINORITY EMPLOYEES (BLACK, HISPANIC, *OTHER MINOR. (M, F)), and TRAINEES (APPRENTICES, ON THE JOB TRAINEES (M, F)). Rows include OFFICIALS (MANAGERS), SUPERVISORS, FOREMEN, CLERICAL, EQUIPMENT OPERATORS, MECHANICS, TRUCK DRIVERS, IRONWORKERS, CARPENTERS, CEMENT MASONS, ELECTRICIANS, PIPEFITTERS, PLUMBERS, PAINTERS, LABORERS, SEMI-SKILLED, LABORERS, UNSKILLED, and TOTAL.

Table with 4 columns: TOTAL EMPLOYEES TO BE ASSIGNED TO CONTRACT (M, F) and MINORITY EMPLOYEES (M, F). Rows correspond to job categories in Table A.

TABLE C

Table with 9 columns: EMPLOYEES IN TRAINING, TOTAL EMPLOYEES (M, F), MINORITY EMPLOYEES (BLACK, HISPANIC, *OTHER MINOR. (M, F)). Rows include APPRENTICES and ON THE JOB TRAINEES.

FOR DEPARTMENT USE ONLY

*Other minorities are defined as Asians (A) or Native Americans (N). Please specify race of each employee shown in Other Minorities column.

Note: See instructions on page 2

RETURN WITH BID

**Contract No. 66992
LASALLE County
Section (1) BR & I
Project ACRS-1279(114)
Route FAS 1279
District 3 Construction Funds**

PART II. WORKFORCE PROJECTION - continued

- B. Included in "Total Employees" under Table A is the total number of **new hires** that would be employed in the event the undersigned bidder is awarded this contract.

The undersigned bidder projects that: (number) _____ new hires would be recruited from the area in which the contract project is located; and/or (number) _____ new hires would be recruited from the area in which the bidder's principal office or base of operation is located.

- C. Included in "Total Employees" under Table A is a projection of numbers of persons to be employed directly by the undersigned bidder as well as a projection of numbers of persons to be employed by subcontractors.

The undersigned bidder estimates that (number) _____ persons will be directly employed by the prime contractor and that (number) _____ persons will be employed by subcontractors.

PART III. AFFIRMATIVE ACTION PLAN

- A. The undersigned bidder understands and agrees that in the event the foregoing minority and female employee utilization projection included under **PART II** is determined to be an underutilization of minority persons or women in any job category, and in the event that the undersigned bidder is awarded this contract, he/she will, prior to commencement of work, develop and submit a written Affirmative Action Plan including a specific timetable (geared to the completion stages of the contract) whereby deficiencies in minority and/or female employee utilization are corrected. Such Affirmative Action Plan will be subject to approval by the contracting agency and the **Illinois Department of Human Rights**.
- B. The undersigned bidder understands and agrees that the minority and female employee utilization projection submitted herein, and the goals and timetable included under an Affirmative Action Plan if required, are deemed to be part of the contract specifications.

Company _____ Telephone Number _____

Address _____

NOTICE REGARDING SIGNATURE

The Bidder's signature on the Proposal Signature Sheet will constitute the signing of this form. The following signature block needs to be completed only if revisions are required.

Signature: _____ Title: _____ Date: _____

- Instructions: All tables must include subcontractor personnel in addition to prime contractor personnel.
- Table A - Include both the number of employees that would be hired to perform the contract work and the total number currently employed (Table B) that will be allocated to contract work, and include all apprentices and on-the-job trainees. The "Total Employees" column should include all employees including all minorities, apprentices and on-the-job trainees to be employed on the contract work.
- Table B - Include all employees currently employed that will be allocated to the contract work including any apprentices and on-the-job trainees currently employed.
- Table C - Indicate the racial breakdown of the total apprentices and on-the-job trainees shown in Table A.

RETURN WITH BID

ADDITIONAL FEDERAL REQUIREMENTS

In addition to the Required Contract Provisions for Federal-Aid Construction Contracts (FHWA 1273), all bidders make the following certifications.

- A. By the execution of this proposal, the signing bidder certifies that the bidding entity has not, either directly or indirectly, entered into any agreement, participated in any collusion, or otherwise taken any action, in restraint of free competitive bidding in connection with the submitted bid. This statement made by the undersigned bidder is true and correct under penalty of perjury under the laws of the United States.
- B. CERTIFICATION, EQUAL EMPLOYMENT OPPORTUNITY:
1. Have you participated in any previous contracts or subcontracts subject to the equal opportunity clause. YES _____ NO _____
 2. If answer to #1 is yes, have you filed with the Joint Reporting Committee, the Director of OFCC, any Federal agency, or the former President's Committee on Equal Employment Opportunity, all reports due under the applicable filing requirements of those organizations? YES _____ NO _____

RETURN WITH BID

**Contract No. 66992
LASALLE County
Section (1) BR & I
Project ACRS-1279(114)
Route FAS 1279
District 3 Construction Funds**

PROPOSAL SIGNATURE SHEET

The undersigned bidder hereby makes and submits this bid on the subject Proposal, thereby assuring the Department that all requirements of the Invitation for Bids and rules of the Department have been met, that there is no misunderstanding of the requirements of paragraph 3 of this Proposal, and that the contract will be executed in accordance with the rules of the Department if an award is made on this bid.

(IF AN INDIVIDUAL)

Firm Name _____
Signature of Owner _____
Business Address _____

(IF A CO-PARTNERSHIP)

Firm Name _____
By _____
Business Address _____
Name and Address of All Members of the Firm: _____

(IF A CORPORATION)

Corporate Name _____
By _____
Signature of Authorized Representative _____
Typed or printed name and title of Authorized Representative _____

(IF A JOINT VENTURE, USE THIS SECTION FOR THE MANAGING PARTY AND THE SECOND PARTY SHOULD SIGN BELOW)

Attest _____
Signature _____
Business Address _____

(IF A JOINT VENTURE)

Corporate Name _____
By _____
Signature of Authorized Representative _____
Typed or printed name and title of Authorized Representative _____

Attest _____
Signature _____
Business Address _____

If more than two parties are in the joint venture, please attach an additional signature sheet.



This Annual Proposal Bid Bond shall become effective at 12:01 AM (CDST) on _____ and shall be valid until _____ 11:59 PM (CDST).

KNOW ALL PERSONS BY THESE PRESENTS, That We _____

as PRINCIPAL, and _____

as SURETY, and held jointly, severally and firmly bound unto the STATE OF ILLINOIS in the penal sum of 5 percent of the total bid price, or for the amount specified in the bid proposal under "Proposal Guaranty" in effect on the date of the Invitation for Bids, whichever is the lesser sum, well and truly to be paid unto said STATE OF ILLINOIS, for the payment of which we bind ourselves, our heirs, executors, administrators, successors and assigns.

THE CONDITION OF THE FOREGOING OBLIGATION IS SUCH that whereas, the PRINCIPAL may submit bid proposal(s) to the STATE OF ILLINOIS, acting through the Department of Transportation, for various improvements published in the Transportation Bulletin during the effective term indicated above.

NOW, THEREFORE, if the Department shall accept the bid proposal(s) of the PRINCIPAL; and if the PRINCIPAL shall, within the time and as specified in the bidding and contract documents; and if, after award by the Department, the PRINCIPAL shall enter into a contract in accordance with the terms of the bidding and contract documents including evidence of the required insurance coverages and providing such bond as specified with good and sufficient surety for the faithful performance of such contract and for the prompt payment of labor and material furnished in the prosecution thereof; or if, in the event of the failure of the PRINCIPAL to enter into such contract and to give the specified bond, the PRINCIPAL pays to the Department the difference not to exceed the penalty hereof between the amount specified in the bid proposal and such larger amount for which the Department may contract with another party to perform the work covered by said bid proposal, then this obligation shall be null and void, otherwise, it shall remain in full force and effect.

IN THE EVENT the Department determines the PRINCIPAL has failed to comply with any requirement as set forth in the preceding paragraph, then Surety shall pay the penal sum to the Department within fifteen (15) days of written demand therefor. If Surety does not make full payment within such period of time, the Department may bring an action to collect the amount owed. Surety is liable to the Department for all its expenses, including attorney's fees, incurred in any litigation in which it prevails either in whole or in part.

In TESTIMONY WHEREOF, the said PRINCIPAL has caused this instrument to be signed by its officer _____ day of _____ A.D., _____

In TESTIMONY WHEREOF, the said SURETY has caused this instrument to be signed by its officer _____ day of _____ A.D., _____

(Company Name)

(Company Name)

By _____
(Signature and Title)

By _____
(Signature of Attorney-in-Fact)

Notary for PRINCIPAL

Notary for SURETY

STATE OF _____
COUNTY OF _____

STATE OF _____
COUNTY OF _____

Signed and attested before me on _____ (date)

Signed and attested before me on _____ (date)

by _____
(Name of Notary Public)

by _____
(Name of Notary Public)

(Seal) _____
(Signature of Notary Public)

(Seal) _____
(Signature of Notary Public)

(Date Commission Expires)

(Date Commission Expires)

In lieu of completing the above section of the Annual Proposal Bid Bond form, the Principal may file an Electronic Bid Bond. By signing the proposal(s) the Principal is ensuring the identified electronic bid bond has been executed and the Principal and Surety are firmly bound unto the State of Illinois under the conditions of the bid bond as shown above.

Electronic Bid Bond ID #	Company/Bidder Name	Signature and Title
--------------------------	---------------------	---------------------

This bond may be terminated, at Surety's request, upon giving not less than thirty (30) days prior written notice of the cancellation/termination of the bond. Said written notice shall be issued to the Illinois Department of Transportation, Chief Contracts Official, 2300 South Dirksen Parkway, Springfield, Illinois, 62764, and shall be served in person, by receipted courier delivery or certified or registered mail, return receipt requested. Said notice period shall commence on the first calendar day following the Department's receipt of written cancellation/termination notice. Surety shall remain firmly bound to all obligations herein for proposals submitted prior to the cancellation/termination. Surety shall be released and discharged from any obligation(s) for proposals submitted for any letting or date after the effective date of cancellation/termination.



Return with Bid

Division of Highways
Proposal Bid Bond

Item No. _____

Letting Date _____

KNOW ALL PERSONS BY THESE PRESENTS, That We _____

as PRINCIPAL, and _____

as SURETY, and held jointly, severally and firmly bound unto the STATE OF ILLINOIS in the penal sum of 5 percent of the total bid price, or for the amount specified in the bid proposal under "Proposal Guaranty" in effect on the date of the Invitation for Bids, whichever is the lesser sum, well and truly to be paid unto said STATE OF ILLINOIS, for the payment of which we bind ourselves, our heirs, executors, administrators, successors and assigns.

THE CONDITION OF THE FOREGOING OBLIGATION IS SUCH that whereas, the PRINCIPAL has submitted a bid proposal to the STATE OF ILLINOIS, acting through the Department of Transportation, for the improvement designated by the Transportation Bulletin Item Number and Letting Date indicated above.

NOW, THEREFORE, if the Department shall accept the bid proposal of the PRINCIPAL; and if the PRINCIPAL shall, within the time and as specified in the bidding and contract documents; and if, after award by the Department, the PRINCIPAL shall enter into a contract in accordance with the terms of the bidding and contract documents including evidence of the required insurance coverages and providing such bond as specified with good and sufficient surety for the faithful performance of such contract and for the prompt payment of labor and material furnished in the prosecution thereof; or if, in the event of the failure of the PRINCIPAL to enter into such contract and to give the specified bond, the PRINCIPAL pays to the Department the difference not to exceed the penalty hereof between the amount specified in the bid proposal and such larger amount for which the Department may contract with another party to perform the work covered by said bid proposal, then this obligation shall be null and void, otherwise, it shall remain in full force and effect.

IN THE EVENT the Department determines the PRINCIPAL has failed to comply with any requirement as set forth in the preceding paragraph, then Surety shall pay the penal sum to the Department within fifteen (15) days of written demand therefor. If Surety does not make full payment within such period of time, the Department may bring an action to collect the amount owed. Surety is liable to the Department for all its expenses, including attorney's fees, incurred in any litigation in which it prevails either in whole or in part.

In TESTIMONY WHEREOF, the said PRINCIPAL has caused this instrument to be signed by its officer _____ day of _____ A.D., _____

In TESTIMONY WHEREOF, the said SURETY has caused this instrument to be signed by its officer _____ day of _____ A.D., _____

(Company Name)

(Company Name)

By _____ (Signature and Title)

By _____ (Signature of Attorney-in-Fact)

Notary for PRINCIPAL

Notary for SURETY

STATE OF _____
COUNTY OF _____

STATE OF _____
COUNTY OF _____

Signed and attested before me on _____ (date)
by _____

Signed and attested before me on _____ (date)
by _____

(Name of Notary Public)

(Name of Notary Public)

(Seal) _____ (Signature of Notary Public)

(Seal) _____ (Signature of Notary Public)

(Date Commission Expires)

(Date Commission Expires)

In lieu of completing the above section of the Proposal Bid Bond form, the Principal may file an Electronic Bid Bond. By signing the proposal the Principal is ensuring the identified electronic bid bond has been executed and the Principal and Surety are firmly bound unto the State of Illinois under the conditions of the bid bond as shown above.

Electronic Bid Bond ID # _____ Company/Bidder Name _____ Signature and Title _____

(1) Policy

It is public policy that disadvantageded businesses as defined in 49 CFR Part 26 and the Special Provision shall have the maximum opportunity to participate in the performance of contracts financed in whole or in part with Federal or State funds. Consequently the requirements of 49 CFR Part 26 apply to this contract.

(2) Obligation

The contractor agrees to ensure that disadvantageded businesses as defined in 49 CFR Part 26 and the Special Provision have the maximum opportunity to participate in the performance of contracts or subcontracts financed in whole or in part with Federal or State funds. The contractor shall take all necessary and reasonable steps in accordance with 49 CFR Part 26 and the Special Provision to ensure that said businesses have the maximum opportunity to compete for and perform under this contract. The contractor shall not discriminate on the basis of race, color, national origin or sex in the award and performance of contracts.

(3) Project and Bid Identification

Complete the following information concerning the project and bid:

Route _____	Total Bid _____
Section _____	Contract DBE Goal _____ (Percent) _____ (Dollar Amount)
Project _____	
County _____	
Letting Date _____	
Contract No. _____	
Letting Item No. _____	

(4) Assurance

I, acting in my capacity as an officer of the undersigned bidder (or bidders if a joint venture), hereby assure the Department that on this project my company : (check one)

Meets or exceeds contract award goals and has provided documented participation as follows:
Disadvantaged Business Participation _____ percent

Attached are the signed participation statements, forms SBE 2025, required by the Special Provision evidencing availability and use of each business participating in this plan and assuring that each business will perform a commercially useful function in the work of the contract.

Failed to meet contract award goals and has included good faith effort documentation to meet the goals and that my company has provided participation as follows:

Disadvantaged Business Participation _____ percent

The contract goals should be accordingly modified or waived. Attached is all information required by the Special Provision in support of this request including good faith effort. Also attached are the signed participation statements, forms SBE 2025, required by the Special Provision evidencing availability and use of each business participating in this plan and assuring that each business will perform a commercially useful function in the work of the contract.

Company

By _____

Title _____

Date _____

The "as read" Low Bidder is required to comply with the Special Provision.

Submit only one utilization plan for each project. The utilization plan shall be submitted in accordance with the special provision.

Bureau of Small Business Enterprises
2300 South Dirksen Parkway
Springfield, Illinois 62764

Local Let Projects
Submit forms to the
Local Agency

PROPOSAL ENVELOPE



PROPOSALS

for construction work advertised for bids by the
Illinois Department of Transportation

Item No.	Item No.	Item No.

Submitted By:

Name:
Address:
Phone No.

Bidders should use an IDOT proposal envelope or affix this form to the front of a 10" x 13" envelope for the submittal of bids. If proposals are mailed, they should be enclosed in a second or outer envelope addressed to:

Engineer of Design and Environment - Room 326
Illinois Department of Transportation
2300 South Dirksen Parkway
Springfield, Illinois 62764

NOTICE

Individual bids, including Bid Bond and/or supplemental information if required, should be securely stapled.

CONTRACTOR OFFICE COPY OF CONTRACT SPECIFICATIONS

NOTICE

None of the following material needs to be returned with the bid package unless the special provisions require documentation and/or other information to be submitted.

**Contract No. 66992
LASALLE County
Section (1) BR & I
Project ACRS-1279(114)
Route FAS 1279
District 3 Construction Funds**



Illinois Department of Transportation

SUBCONTRACTOR DOCUMENTATION

Public Acts 96-0795, 96-0920, and 97-0895 enacted substantial changes to the provisions of the Code (30 ILCS 500). Among the changes are provisions affecting subcontractors. The Contractor awarded this contract will be required as a material condition of the contract to implement and enforce the contract requirements applicable to subcontractors that entered into a contractual agreement with a total value of \$50,000 or more with a person or entity who has a contract subject to the Code and approved in accordance with article 108.01 of the Standard Specifications for Road and Bridge Construction.

If the Contractor seeks approval of subcontractors to perform a portion of the work, and approval is granted by the Department, the Contractor shall provide a copy of the subcontract to the Illinois Department of Transportation's CPO upon request within 15 calendar days after execution of the subcontract.

Financial disclosures required pursuant to Sec. 50-35 of the Code must be submitted for all applicable subcontractors. The subcontract shall contain the certifications required to be made by subcontractors pursuant to Article 50 of the Code. This Notice to Bidders includes a document incorporating all required subcontractor certifications and disclosures for use by the Contractor in compliance with this mandate. The document is entitled State Required Ethical Standards Governing Subcontractors.

RETURN WITH SUBCONTRACT

STATE ETHICAL STANDARDS GOVERNING SUBCONTRACTORS

Article 50 of the Code establishes the duty of all State CPOs, SPOs, and their designees to maximize the value of the expenditure of public moneys in procuring goods, services, and contracts for the State of Illinois and to act in a manner that maintains the integrity and public trust of State government. In discharging this duty, they are charged by law to use all available information, reasonable efforts, and reasonable actions to protect, safeguard, and maintain the procurement process of the State of Illinois.

The certifications hereinafter made by the subcontractor are each a material representation of fact upon which reliance is placed should the Department approve the subcontractor. The CPO may terminate or void the contract approval if it is later determined that the bidder or subcontractor rendered a false or erroneous certification. If a false certification is made by a subcontractor the contractor's submitted bid and the executed contract may not be declared void unless the contractor refuses to terminate the subcontract upon the State's request after a finding that the subcontractor's certification was false.

Section 50-2 of the Code provides that every person that has entered into a multi-year contract and every subcontractor with a multi-year subcontract shall certify, by July 1 of each fiscal year covered by the contract after the initial fiscal year, to the responsible CPO whether it continues to satisfy the requirements of Article 50 pertaining to the eligibility for a contract award. If a contractor or subcontractor is not able to truthfully certify that it continues to meet all requirements, it shall provide with its certification a detailed explanation of the circumstances leading to the change in certification status. A contractor or subcontractor that makes a false statement material to any given certification required under Article 50 is, in addition to any other penalties or consequences prescribed by law, subject to liability under the Whistleblower Reward and Protection Act for submission of a false claim.

A. Bribery

Section 50-5. Bribery.

(a) Prohibition. No person or business shall be awarded a contract or subcontract under this Code who:

(1) has been convicted under the laws of Illinois or any other state of bribery or attempting to bribe an officer or employee of the State of Illinois or any other state in that officer's or employee's official capacity; or

(2) has made an admission of guilt of that conduct that is a matter of record but has not been prosecuted for that conduct.

(b) Businesses. No business shall be barred from contracting with any unit of State or local government, or subcontracting under such a contract, as a result of a conviction under this Section of any employee or agent of the business if the employee or agent is no longer employed by the business and:

(1) the business has been finally adjudicated not guilty; or

(2) the business demonstrates to the governmental entity with which it seeks to contract, or which is signatory to the contract to which the subcontract relates, and that entity finds that the commission of the offense was not authorized, requested, commanded, or performed by a director, officer, or high managerial agent on behalf of the business as provided in paragraph (2) of subsection (a) of Section 5-4 of the Criminal Code of 2012.

(c) Conduct on behalf of business. For purposes of this Section, when an official, agent, or employee of a business committed the bribery or attempted bribery on behalf of the business and in accordance with the direction or authorization of a responsible official of the business, the business shall be chargeable with the conduct.

(d) Certification. Every bid submitted to and contract executed by the State, and every subcontract subject to Section 20-120 of the Code shall contain a certification by the contractor or the subcontractor, respectively, that the contractor or subcontractor is not barred from being awarded a contract or subcontract under this Section and acknowledges that the CPO may declare the related contract void if any certifications required by this Section are false. A contractor who makes a false statement, material to the certification, commits a Class 3 felony.

The contractor or subcontractor certifies that it is not barred from being awarded a contract under Section 50-5.

B. Felons

Section 50-10. Felons.

(a) Unless otherwise provided, no person or business convicted of a felony shall do business with the State of Illinois or any State agency, or enter into a subcontract, from the date of conviction until 5 years after the date of completion of the sentence for that felony, unless no person held responsible by a prosecutorial office for the facts upon which the conviction was based continues to have any involvement with the business.

(b) Certification. Every bid submitted to and contract executed by the State and every subcontract subject to Section 20-120 of the Code shall contain a certification by the bidder or contractor or subcontractor, respectively, that the bidder, contractor, or subcontractor is not barred from being awarded a contract or subcontract under this Section and acknowledges that the CPO may declare the related contract void if any of the certifications required by this Section are false.

RETURN WITH SUBCONTRACT

C. Debt Delinquency

Section 50-11 and 50-12. Debt Delinquency.

The contractor or bidder or subcontractor, respectively, certifies that it, or any affiliate, is not barred from being awarded a contract or subcontract under the Code. Section 50-11 prohibits a person from entering into a contract with a State agency, or entering into a subcontract, if it knows or should know that it, or any affiliate, is delinquent in the payment of any debt to the State as defined by the Debt Collection Board. Section 50-12 prohibits a person from entering into a contract with a State agency, or entering into a subcontract, if it, or any affiliate, has failed to collect and remit Illinois Use Tax on all sales of tangible personal property into the State of Illinois in accordance with the provisions of the Illinois Use Tax Act. The bidder or contractor or subcontractor, respectively, further acknowledges that the CPO may declare the related contract void if this certification is false or if the bidder, contractor, or subcontractor, or any affiliate, is determined to be delinquent in the payment of any debt to the State during the term of the contract.

D. Prohibited Bidders, Contractors and Subcontractors

Section 50-10.5 and 50-60(c). Prohibited bidders, contractors and subcontractors.

The bidder or contractor or subcontractor, respectively, certifies in accordance with 30 ILCS 500/50-10.5 that no officer, director, partner or other managerial agent of the contracting business has been convicted of a felony under the Sarbanes-Oxley Act of 2002 or a Class 3 or Class 2 felony under the Illinois Securities Law of 1953 or if in violation of Subsection (c) for a period of five years from the date of conviction. Every bid submitted to and contract executed by the State and every subcontract subject to Section 20-120 of the Code shall contain a certification by the bidder, contractor, or subcontractor, respectively, that the bidder, contractor, or subcontractor is not barred from being awarded a contract or subcontract under this Section and acknowledges that the CPO shall declare the related contract void if any of the certifications completed pursuant to this Section are false.

E. Section 42 of the Environmental Protection Act

The bidder or contractor or subcontractor, respectively, certifies in accordance with 30 ILCS 500/50-14 that the bidder, contractor, or subcontractor, is not barred from being awarded a contract or entering into a subcontract under this Section which prohibits the bidding on or entering into contracts with the State of Illinois or a State agency, or entering into any subcontract, that is subject to the Code by a person or business found by a court or the Pollution Control Board to have committed a willful or knowing violation of Section 42 of the Environmental Protection Act for a period of five years from the date of the order. The bidder or contractor or subcontractor, respectively, acknowledges that the CPO may declare the contract void if this certification is false.

The undersigned, on behalf of the subcontracting company, has read and understands the above certifications and makes the certifications as required by law.

Name of Subcontracting Company

Authorized Officer

Date

RETURN WITH SUBCONTRACT
SUBCONTRACTOR DISCLOSURES

I. DISCLOSURES

A. The disclosures hereinafter made by the subcontractor are each a material representation of fact upon which reliance is placed. The subcontractor further certifies that the Department has received the disclosure forms for each subcontract.

The CPO may void the bid, contract, or subcontract, respectively, if it is later determined that the bidder or subcontractor rendered a false or erroneous disclosure. A contractor or subcontractor may be scuspended or debarred for violations of the Code. Furthermore, the CPO may void the contract.

B. Financial Interests and Conflicts of Interest

1. Section 50-35 of the Code provides that all subcontracts with a total value of \$50,000 or more, from subcontractors identified in Section 20-120 of the Code, shall be accompanied by disclosure of the financial interests of the subcontractor. This disclosed information for the subcontractor, will be maintained as public information subject to release by request pursuant to the Freedom of Information Act, filed with the Procurement Policy Board, and shall be incorporated as a material term of the Prime Contractor's contract. Furthermore, pursuant to this Section, the Procurement Policy Board may recommend to allow or void a contract or subcontract based on a potential conflict of interest.

The financial interests to be disclosed shall include ownership or distributive income share that is in excess of 5%, or an amount greater than 60% of the annual salary of the Governor, of the subcontracting entity or its parent entity, whichever is less, unless the subcontractor is a publicly traded entity subject to Federal 10K reporting, in which case it may submit its 10K disclosure in place of the prescribed disclosure. If a subcontractor is a privately held entity that is exempt from Federal 10K reporting, but has more than 100 shareholders, it may submit the information that Federal 10K companies are required to report, and list the names of any individual or entity holding any ownership share that is in excess of 5%. The disclosure shall include the names, addresses, and dollar or proportionate share of ownership of each individual making the disclosure, their instrument of ownership or beneficial relationship, and notice of any potential conflict of interest resulting from the current ownership or beneficial interest of each individual making the disclosure having any of the relationships identified in Section 50-35 and on the disclosure form.

The current annual salary of the Governor is \$177,412.00.

In addition, all disclosures shall indicate any other current or pending contracts, subcontracts, proposals, leases, or other ongoing procurement relationships the subcontracting entity has with any other unit of state government and shall clearly identify the unit and the contract, subcontract, proposal, lease, or other relationship.

2. Disclosure Forms. Disclosure Form A is attached for use concerning the individuals meeting the above ownership or distributive share requirements. A separate Disclosure Form A must be submitted with the bid for each individual meeting the above requirements. In addition, a second form (Disclosure Form B) provides for the disclosure of current or pending procurement relationships with other (non-IDOT) state agencies and a total ownership certification.

C. Disclosure Form Instructions

Form A Instructions for Financial Information & Potential Conflicts of Interest

If the subcontractor is a publicly traded entity subject to Federal 10K reporting, the 10K Report may be submitted to meet the requirements of Form A. If a subcontractor is a privately held entity that is exempt from Federal 10K reporting, but has more than 100 shareholders, it may submit the information that Federal 10K companies are required to report, and list the names of any individual or entity holding any ownership share that is in excess of 5%. If a subcontractor is not subject to Federal 10K reporting, the subcontractor must determine if any individuals are required by law to complete a financial disclosure form. To do this, the subcontractor should answer each of the following questions. A "YES" answer indicates Form A must be completed. If the answer to each of the following questions is "NO", then the NOT APPLICABLE STATEMENT on the second page of Form A must be signed and dated by an individual that is authorized to execute contracts for the subcontracting company. Note: These questions are for assistance only and are not required to be completed.

1. Does anyone in your organization have a direct or beneficial ownership share of greater than 5% of the bidding entity or parent entity? YES ___ NO ___
2. Does anyone in your organization have a direct or beneficial ownership share of less than 5%, but which has a value greater than 60% of the annual salary of the Governor? YES ___ NO ___
3. Does anyone in your organization receive more than 60% of the annual salary of the Governor of the subcontracting entity's or parent entity's distributive income? YES ___ NO ___

(Note: Distributive income is, for these purposes, any type of distribution of profits. An annual salary is not distributive income.)

4. Does anyone in your organization receive greater than 5% of the subcontracting entity's or parent entity's total distributive income, but which is less than 60% of the annual salary of the Governor? YES ___ NO ___

(Note: Only one set of forms needs to be completed per individual per subcontract even if a specific individual would require a yes answer to more than one question.)

A "YES" answer to any of these questions requires the completion of Form A. The subcontractor must determine each individual in the subcontracting entity or the subcontracting entity's parent company that would cause the questions to be answered "Yes". Each form must be signed and dated by an individual that is authorized to execute contracts for your organization. The individual signing can be, but does not have to be, the individual for which the form is being completed. The subcontractor is responsible for the accuracy of any information provided.

If the answer to each of the above questions is "NO", then the NOT APPLICABLE STATEMENT on page 2 of Form A must be signed and dated by an individual that is authorized to execute contracts for your company.

RETURN WITH SUBCONTRACT

Form B: Instructions for Identifying Other Contracts & Procurement Related Information

Disclosure Form B must be completed for each subcontract submitted by the subcontracting entity. *Note: Checking the NOT APPLICABLE STATEMENT on Form A does not allow the subcontractor to ignore Form B. Form B must be completed, checked, and dated or the subcontract will not be approved.*

The Subcontractor shall identify, by checking Yes or No on Form B, whether it has any pending contracts, subcontracts, leases, bids, proposals, or other ongoing procurement relationship with any other (non-IDOT) State of Illinois agency. If "No" is checked, the subcontractor only needs to complete the check box on the bottom of Form B. If "Yes" is checked, the subcontractor must list all non-IDOT State of Illinois agency pending contracts, subcontracts, leases, bids, proposals, and other ongoing procurement relationships. These items may be listed on Form B or on an attached sheet(s). Contracts with cities, counties, villages, etc. are not considered State of Illinois agency contracts and are not to be included. Contracts or subcontracts with other State of Illinois agencies such as the Department of Natural Resources or the Capital Development Board must be included.

**ILLINOIS DEPARTMENT
OF TRANSPORTATION**

**Form A
Subcontractor: Financial
Information & Potential Conflicts
of Interest Disclosure**

Subcontractor Name		
Legal Address		
City, State, Zip		
Telephone Number	Email Address	Fax Number (if available)

Disclosure of the information contained in this Form is required by Section 50-35 of the Code (30 ILCS 500). Subcontractors desiring to enter into a subcontract of a State of Illinois contract must disclose the financial information and potential conflict of interest information as specified in this Disclosure Form. This information shall become part of the publicly available contract file. This Form A must be completed for subcontracts with a total value of \$50,000 or more, from subcontractors identified in Section 20-120 of the Code, and for all open-ended contracts. **A publicly traded company may submit a 10K disclosure (or equivalent if applicable) in satisfaction of the requirements set forth in Form A. See Disclosure Form Instructions.**

The current annual salary of the Governor is \$177,412.00.

DISCLOSURE OF FINANCIAL INFORMATION

1. Disclosure of Financial Information. The individual named below has an interest in the SUBCONTRACTOR (or its parent) in terms of ownership or distributive income share in excess of 5%, or an interest which has a value of more than 60% of the annual salary of the Governor. **(Make copies of this form as necessary and attach a separate Disclosure Form A for each individual meeting these requirements)**

FOR INDIVIDUAL (type or print information)	
NAME:	_____
ADDRESS	_____
Type of ownership/distributable income share:	
stock _____ sole proprietorship _____ Partnership _____ other: (explain on separate sheet):	
% or \$ value of ownership/distributable income share:	_____

2. Disclosure of Potential Conflicts of Interest. Check "Yes" or "No" to indicate which, if any, of the following potential conflict of interest relationships apply. If the answer to any question is "Yes", please attach additional pages and describe.

(a) State employment, currently or in the previous 3 years, including contractual employment of services.

Yes ___ No ___

If your answer is yes, please answer each of the following questions.

1. Are you currently an officer or employee of either the Capitol Development Board or the Illinois State Toll Highway Authority? Yes ___ No ___

2. Are you currently appointed to or employed by any agency of the State of Illinois? If you are currently appointed to or employed by any agency of the State of Illinois, and your annual salary exceeds 60% of the annual salary of the Governor, provide the name the State agency for which you are employed and your annual salary. _____

RETURN WITH SUBCONTRACT

3. If you are currently appointed to or employed by any agency of the State of Illinois, and your annual salary exceeds 60% of the annual salary of the Governor, are you entitled to receive (i) more than 7 1/2% of the total distributable income of your firm, partnership, association or corporation, or (ii) an amount in excess of 100% of the annual salary of the Governor?
Yes ___ No ___

4. If you are currently appointed to or employed by any agency of the State of Illinois, and your annual salary exceeds 60% of the annual salary of the Governor, are you and your spouse or minor children entitled to receive (i) more than 15 % in the aggregate of the total distributable income of your firm, partnership, association or corporation, or (ii) an amount in excess of two times the salary of the Governor?
Yes ___ No ___

(b) State employment of spouse, father, mother, son, or daughter, including contractual employment services in the previous 2 years.

Yes ___ No ___

If your answer is yes, please answer each of the following questions.

1. Is your spouse or any minor children currently an officer or employee of the Capitol Development Board or the Illinois State Toll Highway Authority?
Yes ___ No ___

2. Is your spouse or any minor children currently appointed to or employed by any agency of the State of Illinois? If your spouse or minor children is/are currently appointed to or employed by any agency of the State of Illinois, and his/her annual salary exceeds 60% of the annual salary of the Governor, provide the name of your spouse and/or minor children, the name of the State agency for which he/she is employed and his/her annual salary. _____

3. If your spouse or any minor children is/are currently appointed to or employed by any agency of the State of Illinois, and his/her annual salary exceeds 60% of the annual salary of the Governor, are you entitled to receive (i) more than 7 1/2% of the total distributable income of your firm, partnership, association or corporation, or (ii) an amount in excess of 100% of the annual salary of the Governor?
Yes ___ No ___

4. If your spouse or any minor children are currently appointed to or employed by any agency of the State of Illinois, and his/her annual salary exceeds 60% of the annual salary of the Governor, are you and your spouse or minor children entitled to receive (i) more than 15 % in the aggregate of the total distributable income of your firm, partnership, association or corporation, or (ii) an amount in excess of two times the salary of the Governor?
Yes ___ No ___

(c) Elective status; the holding of elective office of the State of Illinois, the government of the United States, any unit of local government authorized by the Constitution of the State of Illinois or the statutes of the State of Illinois currently or in the previous 3 years.
Yes ___ No ___

(d) Relationship to anyone holding elective office currently or in the previous 2 years; spouse, father, mother, son, or daughter.
Yes ___ No ___

(e) Appointive office; the holding of any appointive government office of the State of Illinois, the United States of America, or any unit of local government authorized by the Constitution of the State of Illinois or the statutes of the State of Illinois, which office entitles the holder to compensation in excess of the expenses incurred in the discharge of that office currently or in the previous 3 years.
Yes ___ No ___

(f) Relationship to anyone holding appointive office currently or in the previous 2 years; spouse, father, mother, son, or daughter.
Yes ___ No ___

(g) Employment, currently or in the previous 3 years, as or by any registered lobbyist of the State government.
Yes ___ No ___

RETURN WITH SUBCONTRACT

(h) Relationship to anyone who is or was a registered lobbyist in the previous 2 years; spouse, father, mother, son, or daughter. Yes ___ No ___

(i) Compensated employment, currently or in the previous 3 years, by any registered election or reelection committee registered with the Secretary of State or any county clerk of the State of Illinois, or any political action committee registered with either the Secretary of State or the Federal Board of Elections. Yes ___ No ___

(j) Relationship to anyone; spouse, father, mother, son, or daughter; who was a compensated employee in the last 2 years by any registered election or re-election committee registered with the Secretary of State or any county clerk of the State of Illinois, or any political action committee registered with either the Secretary of State or the Federal Board of Elections. Yes ___ No ___

3 Communication Disclosure.

Disclose the name and address of each lobbyist and other agent of the bidder or offeror who is not identified in Section 2 of this form, who is has communicated, is communicating, or may communicate with any State officer or employee concerning the bid or offer. This disclosure is a continuing obligation and must be promptly supplemented for accuracy throughout the process and throughout the term of the contract. If no person is identified, enter "None" on the line below:

Name and address of person(s): _____

RETURN WITH SUBCONTRACT

4. Suspension or Debarment Disclosure. For each of the persons identified under Sections 2 and 3 of this form, disclose whether any of the following has occurred within the previous 10 years: suspension or debarment from contracting with any governmental entity; professional licensure discipline; bankruptcies; adverse civil judgments and administrative findings; and criminal felony convictions. This disclosure is a continuing obligation and must be promptly supplemented for accuracy throughout the procurement process and term of the contract. If no person is identified, enter "None" on the line below:

Name of person(s): _____

Nature of disclosure: _____

APPLICABLE STATEMENT

This Disclosure Form A is submitted on behalf of the INDIVIDUAL named on previous page. Under penalty of perjury, I certify the contents of this disclosure to be true and accurate to the best of my knowledge.

Completed by: _____ Date _____
Signature of Individual or Authorized Officer

NOT APPLICABLE STATEMENT

Under penalty of perjury, I have determined that no individuals associated with this organization meet the criteria that would require the completion of this Form A.

This Disclosure Form A is submitted on behalf of the SUBCONTRACTOR listed on the previous page.

_____ Date _____
Signature of Authorized Officer

RETURN WITH SUBCONTRACT

ILLINOIS DEPARTMENT OF TRANSPORTATION

Form B
Subcontractor: Other Contracts & Financial Related Information Disclosure

Form with fields: Subcontractor Name, Legal Address, City, State, Zip, Telephone Number, Email Address, Fax Number (if available)

Disclosure of the information contained in this Form is required by Section 50-35 of the Code (30 ILCS 500). This information shall become part of the publicly available contract file. This Form B must be completed for subcontracts with a total value of \$50,000 or more, from subcontractors identified in Section 20-120 of the Code, and for all open-ended contracts.

DISCLOSURE OF OTHER CONTRACTS, SUBCONTRACTS, AND PROCUREMENT RELATED INFORMATION

1. Identifying Other Contracts & Procurement Related Information. The SUBCONTRACTOR shall identify whether it has any pending contracts, subcontracts, including leases, bids, proposals, or other ongoing procurement relationship with any other State of Illinois agency: Yes ___ No ___
If "No" is checked, the subcontractor only needs to complete the signature box on this page.

2. If "Yes" is checked. Identify each such relationship by showing State of Illinois agency name and other descriptive information such as bid or project number (attach additional pages as necessary). SEE DISCLOSURE FORM INSTRUCTIONS:

THE FOLLOWING STATEMENT MUST BE CHECKED

Signature box with fields: Signature of Authorized Officer, Date

OWNERSHIP CERTIFICATION

Please certify that the following statement is true if the individuals for all submitted Form A disclosures do not total 100% of ownership

Any remaining ownership interest is held by individuals receiving less than \$106,447.20 of the bidding entity's or parent entity's distributive income or holding less than a 5% ownership interest.

Yes No N/A (Form A disclosure(s) established 100% ownership)



NOTICE TO BIDDERS

- 1. TIME AND PLACE OF OPENING BIDS.** Sealed proposals for the improvement described herein will be received by the Department of Transportation. Electronic bids are to be submitted to the electronic bidding system (iCX-Integrated Contractors Exchange). Paper-based bids are to be submitted to the Chief Procurement Officer for the Department of Transportation in care of the Chief Contracts Official at the Harry R. Hanley Building, 2300 South Dirksen Parkway, in Springfield, Illinois until 10:00 a.m. November 4, 2016. All bids will be gathered, sorted, publicly opened and read in the auditorium at the Department of Transportation's Harry R. Hanley Building shortly after 10:00 a.m.
- 2. DESCRIPTION OF WORK.** The proposed improvement is identified and advertised for bids in the Invitation for Bids as:

**Contract No. 66992
LASALLE County
Section (1) BR & I
Project ACRS-1279(114)
Route FAS 1279
District 3 Construction Funds**

This project consists of replacing the bridge carrying IL 178 over the Illinois River (SN 050-0088).

- 3. INSTRUCTIONS TO BIDDERS.** (a) This Notice, the invitation for bids, proposal and letter of award shall, together with all other documents in accordance with Article 101.09 of the Standard Specifications for Road and Bridge Construction, become part of the contract. Bidders are cautioned to read and examine carefully all documents, to make all required inspections, and to inquire or seek explanation of the same prior to submission of a bid.

(b) State law, and, if the work is to be paid wholly or in part with Federal-aid funds, Federal law requires the bidder to make various certifications as a part of the proposal and contract. By execution and submission of the proposal, the bidder makes the certification contained therein. A false or fraudulent certification shall, in addition to all other remedies provided by law, be a breach of contract and may result in termination of the contract.
- 4. AWARD CRITERIA AND REJECTION OF BIDS.** This contract will be awarded to the lowest responsive and responsible bidder considering conformity with the terms and conditions established by the Department in the rules, Invitation for Bids and contract documents. The issuance of plans and proposal forms for bidding based upon a prequalification rating shall not be the sole determinant of responsibility. The Department reserves the right to determine responsibility at the time of award, to reject any or all proposals, to readvertise the proposed improvement, and to waive technicalities.

By Order of the
Illinois Department of Transportation

Randall S. Blankenhorn,
Secretary

INDEX
FOR
SUPPLEMENTAL SPECIFICATIONS
AND RECURRING SPECIAL PROVISIONS

Adopted April 1, 2016

This index contains a listing of SUPPLEMENTAL SPECIFICATIONS, frequently used RECURRING SPECIAL PROVISIONS, and LOCAL ROADS AND STREETS RECURRING SPECIAL PROVISIONS.

No ERRATA this year.

SUPPLEMENTAL SPECIFICATIONS

Std. Spec. Sec.

Page No.

No Supplemental Specifications this year.

RECURRING SPECIAL PROVISIONS

The following RECURRING SPECIAL PROVISIONS indicated by an "X" are applicable to this contract and are included by reference:

<u>CHECK SHEET #</u>	<u>PAGE NO.</u>
1 X Additional State Requirements for Federal-Aid Construction Contracts	1
2 X Subletting of Contracts (Federal-Aid Contracts)	4
3 X EEO	5
4 Specific EEO Responsibilities Non Federal-Aid Contracts	15
5 Required Provisions - State Contracts	20
6 Asbestos Bearing Pad Removal	26
7 Asbestos Waterproofing Membrane and Asbestos HMA Surface Removal	27
8 Temporary Stream Crossings and In-Stream Work Pads	28
9 Construction Layout Stakes Except for Bridges	29
10 X Construction Layout Stakes	32
11 Use of Geotextile Fabric for Railroad Crossing	35
12 Subsealing of Concrete Pavements	37
13 Hot-Mix Asphalt Surface Correction	41
14 Pavement and Shoulder Resurfacing	43
15 Patching with Hot-Mix Asphalt Overlay Removal	44
16 Polymer Concrete	45
17 PVC Pipeliner	47
18 Bicycle Racks	48
19 Temporary Portable Bridge Traffic Signals	50
20 Work Zone Public Information Signs	52
21 X Nighttime Inspection of Roadway Lighting	53
22 English Substitution of Metric Bolts	54
23 Calcium Chloride Accelerator for Portland Cement Concrete	55
24 Quality Control of Concrete Mixtures at the Plant	56
25 X Quality Control/Quality Assurance of Concrete Mixtures	64
26 Digital Terrain Modeling for Earthwork Calculations	80
27 Pavement Marking Removal	82
28 Preventive Maintenance – Bituminous Surface Treatment	83
29 Preventive Maintenance – Cape Seal	89
30 Preventive Maintenance – Micro-Surfacing	104
31 Preventive Maintenance – Slurry Seal	115
32 Temporary Raised Pavement Markers	125
33 Restoring Bridge Approach Pavements Using High-Density Foam	126

TABLE OF CONTENTS

LOCATION OF PROJECT	1
DESCRIPTION OF PROJECT	1
STATUS OF UTILITIES TO BE ADJUSTED:	2
DUST CONTROL--HAULING EARTH, GRANULAR MATERIALS OR WASTE MATERIAL.....	3
WETLAND AREAS	4
US ARMY CORPS OF ENGINEERS NATIONWIDE PERMIT #23 FOR APPROVED CATEGORICAL EXCLUSIONS	5
ILLINOIS ENVIRONMENTAL PROTECTION AGENCY - BUREAU OF WATER	5
COOPERATION BY CONTRACTOR	6
INSPECTION FOR BATS	6
EMBANKMENT.....	8
EXPLORATION TRENCH, SPECIAL	9
MULCH METHOD 2.....	9
AGGREGATE SUBGRADE IMPROVEMENT (DISTRICT 3)	10
AGGREGATE SURFACE COURSE, TYPE B.....	12
PORTLAND CEMENT CONCRETE PAVING REQUIREMENTS.....	12
PERMANENT SURVEY MARKERS, TYPE I	13
SHOULDER STABILIZATION AT GUARDRAIL.....	13
TRAFFIC CONTROL PLAN.....	14
TEMPORARY PAINT PAVEMENT MARKING	15
CHANGEABLE MESSAGE SIGN.....	15
TRAFFIC CONTROL SURVEILLANCE	15
PLASTIC DRUMS.....	15
QUALITY CONTROL LABORATORY FOR CONCRETE MIXTURES	16
GRANULAR MATERIALS.....	16
APPROACH SLAB REMOVAL	17
CLASS SI CONCRETE END SECTION	17
CONCRETE ISLAND (SPECIAL)	18
ERECTION OF COMPLEX STEEL STRUCTURES	18
GFCI 20 AMP DUPLEX RECEPTACLE	20
HOT-MIX ASPHALT DRIVEWAY PAVEMENT	21
HOT-MIX ASPHALT MIXTURE IL-9.5FG (BMPR)	22

ISLAND REMOVAL	25
LINEAR DELINEATOR PANELS, 6 INCH	26
LUMINAIRE, LED, HORIZONTAL MOUNT, OF THE WATTAGE SPECIFIED	28
LIGHTING CONTROLLER, SPECIAL	37
LIGHTING POLE FOUNDATION (SPECIAL)	37
MAINTENANCE OF NAVIGATION.....	38
ORNAMENTAL LIGHT UNIT, COMPLETE	42
REMOVAL AND DISPOSAL OF REGULATED SUBSTANCES.....	43
REMOVAL OF EXISTING STRUCTURES	45
REMOVAL OF PIER PROTECTION CELL	46
ROCK FILL – EMBANKMENT	47
RUB RAIL	48
SANITARY SEWERS AND MANHOLES.....	49
TEMPORARY FACILITIES INSTALLED BY CONTRACTOR ERROR! BOOKMARK NOT DEFINED.	
TEMPORARY INLET	52
TEMPORARY PAVEMENT	52
TEMPORARY PAVEMENT REMOVAL.....	53
TRAFFIC CONTROL AND PROTECTION (SPECIAL).....	53
UNIT DUCT, 600V, 2-1C NO.6, 2-1C NO.8, 1/C NO.8 GROUND, (XLP-TYPE USE), 1 1/2" DIA. POLYETHYLENE	54
VERTICAL CLEARANCE GAUGE	55
WATER MAIN.....	56
TREE REMOVAL.....	57
EXISTING CONDUIT ATTACHED TO STRUCTURE	57
HIGH LOAD MULTI-ROTATIONAL BEARINGS.....	58
MODULAR EXPANSION JOINT.....	64
PIPE UNDERDRAINS FOR STRUCTURES	68
STRUCTURAL ASSESSMENT REPORTS FOR CONTRACTOR’S MEANS AND METHODS	69
COFFERDAMS.....	72
GRANULAR BACKFILL FOR STRUCTURES.....	74
BRIDGE DECK CONSTRUCTION	75
BUTT JOINTS (BDE).....	79
COARSE AGGREGATE QUALITY (BDE).....	80
CONCRETE END SECTIONS FOR PIPE CULVERTS (BDE).....	82

CONSTRUCTION AIR QUALITY – DIESEL RETROFIT (BDE)	84
DISADVANTAGED BUSINESS ENTERPRISE PARTICIPATION (BDE).....	86
ENGINEER’S FIELD OFFICE (BDE).....	98
EQUAL EMPLOYMENT OPPORTUNITY (BDE).....	98
ERRATA FOR THE 2016 STANDARD SPECIFICATIONS (BDE)	101
GROOVING FOR RECESSED PAVEMENT MARKINGS (BDE)	105
HOT-MIX ASPHALT - DENSITY TESTING OF LONGITUDINAL JOINTS (BDE).....	107
HOT-MIX ASPHALT – TACK COAT (BDE).....	108
LIGHT POLES (BDE).....	108
MECHANICAL SIDE TIE BAR INSERTER (BDE).....	109
MECHANICAL SPLICERS (BDE).....	110
PAVEMENT MARKING REMOVAL (BDE)	111
PORTABLE CHANGEABLE MESSAGE SIGNS (BDE)	112
PROGRESS PAYMENTS (BDE)	112
RECLAIMED ASPHALT PAVEMENT AND RECLAIMED ASPHALT SHINGLES (BDE).....	113
STEEL SLAG IN TRENCH BACKFILL (BDE).....	122
TEMPORARY CONCRETE BARRIER (BDE)	123
WARM MIX ASPHALT (BDE)	124
WEEKLY DBE TRUCKING REPORTS (BDE).....	126
WORKING DAYS (BDE).....	126
BITUMINOUS MATERIALS COST ADJUSTMENTS (BDE) (RETURN FORM WITH BID).....	127
FUEL COST ADJUSTMENT (BDE) (RETURN FORM WITH BID).....	130
STEEL COST ADJUSTMENT (BDE) (RETURN FORM WITH BID).....	134
404 PERMIT	138
COAST GUARD PERMIT	143
ILLINOIS DEPARTMENT OF NATURAL RESOURCES PERMIT	149
ILLINOIS ENVIRONMENTAL PROTECTION AGENCY PERMIT	153
STORM WATER POLLUTION PREVENTION PLAN.....	156

STATE OF ILLINOIS

SPECIAL PROVISIONS

The following Special Provisions supplement the “Standard Specifications for Road and Bridge Construction, Adopted January 1, 2016”, the latest edition of the “Manual on Uniform Traffic Control Devices for Streets and Highways”, and the “Manual of Test Procedures for Materials” in effect on the date of invitation for bids, and the “Supplemental Specifications and Recurring Special Provisions” indicated on the Check Sheet included herein, which apply to and govern the construction of FAS Route 1279 (IL 178), Project ACRS-1279(114), Section (1) BR&I, LaSalle County, Contract No. 66992 and in case of conflict with any part, or parts, of said Specifications, the said Special Provisions shall take precedence and shall govern.

LOCATION OF PROJECT

The project begins at a point on the centerline of FAS 1279 (IL 178), approximately 27 feet south of the centerline of Donaldson Street in Utica, Illinois, and extends south to a point approximately 200 feet south of the centerline of the existing Starved Rock Park Entrance, for a total project distance of approximately 5,300 feet.

DESCRIPTION OF PROJECT

This project includes the replacement of the existing IL 178 bridge (S.N. 050-0088) over the Illinois River with a new bridge (S.N. 050-0256) on new alignment. IL 178 will be reconstructed from Donaldson Street to the north, to Starved Rock Park Entrance to the south. The new alignment of IL 178 will be shifted slightly east to allow for construction of the new bridge while the current bridge remains open to traffic. The intersection of IL 178 with Dee Bennett Road/27th Road will also be reconstructed along with approximately 200 feet of 27th Road to the west and approximately 275 feet of Dee Bennett Road to the east.

The proposed structure is 1159'-6" long and consists of two 12'-0" travel lanes with 6'-0" shoulders. The bridge will carry a 10'-0" shared-use path separated from the northbound traffic lane by a concrete barrier.

The work for this project includes constructing both concrete and HMA pavement, HMA shared-use path, HMA surface removal and resurfacing, earth embankment and ditch grading, guardrail removal and installation, storm sewer and drainage structure installation, pavement markings, bridge deck and roadway lighting, and general grading.

STATUS OF UTILITIES TO BE ADJUSTED:

Effective January 1, 2007

Revised January 24, 2011

<u>Name & Address of Utility</u>	<u>Type</u>	<u>Location</u>	<u>Estimated Date Relocation Complete</u>
Ameren Illinois 340 Raccuglia Drive P.O. Box 1428 LaSalle, IL 61301-3428	Buried Gas	1+00 to 9+25 LT.	Conflicts throughout. Permit required.
	Overhead Electric	0+00 to 24+25 LT. 33+50 to 51+00 LT. Crosses IL 178 near 5+30 and 12+20.	Poles are in the shared use path from 1+00 to 15+00 LT. From 15+00 to 21+00 these poles are in a deep fill area. Permit required.
Comcast Cable 4450 Kishwaukee Street Rockford, IL 61109	Aerial Cable	North end of the project at the intersection of Donaldson and IL 178. Sta. 0+00 to 1+03 LT/RT.	Conflict due to the Ameren pole at 1+00 LT being relocated. Permit required.
AT&T 1000 Commerce Drive Oak Brook, IL 60523	Aerial Telephone	1+00 to 15+00 LT. Crosses IL 178 near 5+30 and 11+60.	Conflicts throughout due to the Ameren poles being located in the shared use path and the deep fill area. Permit required.
	Buried Telephone	12+00 to 54+00 LT & 5+10 to 51+00 RT. Crosses 178 near 12+00 and 51+00.	Conflicts throughout. Permit required.
Ifiber 3100 Sycamore Road DeKalb, IL 60115	Buried Fiber Optic	Hand hole at 2+40 RT. From the hand hole, the cable runs north (to Utica) and west into the village building.	Conflict with the village water main and temporary widening for the staging. Permit required.

Village of North Utica P.O. Box 188 801 S. Clark Street North Utica, IL 61373	Water	0+00 to 8+70 RT and crosses 178 near 8+35.	Conflicts throughout on the north end. Work is included in the plans.
	Sanitary Sewer Existing 15"	0+00 to 25+00 LT. Proposed is 24 to 30".	Conflicts throughout north of the river. Work is included in the plans.
	Sanitary Sewer 6" HDPE	8+25 to 9+25 RT. Proposed force main.	Conflicts for this short segment. Work is included in the plans.

The above represents the best information of the department and is only included for the convenience of the bidder. The applicable provisions of Section 102 and Articles 105.07, 107.20, 107.37, 107.38, 107.39, 107.40, and 108.02 of the Standard Specifications for Road and Bridge Construction shall apply.

The estimated utility relocation dates should be part of the progress schedule submitted by the Contractor.

** Above utility relocation information reflected as of August 1, 2016, relocation complete dates are unknown at this time due to right of way acquisitions. Per SB 699 (90 day utility relocation law), once the proposed right of way is clear to award the project, a notice will be sent to the utility companies instructing them to have their facilities relocated within 90 days.

DUST CONTROL--HAULING EARTH, GRANULAR MATERIALS OR WASTE MATERIAL
 Effective November 16, 1993

In addition to the general requirements of Section 107 of the Standard Specifications, the Contractor shall be required to prepare a plan for pavement cleaning and dust control for this project. A detailed plan outlining specific wetting, tarping, and/or cleaning procedures, or similar dust control methods is to be submitted for approval at the preconstruction meeting.

As required by Chapter 95 1/2, paragraphs 15-109 and 15-109.1 of the Illinois Vehicle Code, no blowing or spillage of material will be allowed during the hauling operations. The specific preventative measures proposed by the Contractor are to be included in the dust control plan.

If, in the opinion of the Engineer, excessive dust is produced during the hauling operations, the hauling shall stop until corrective action is taken.

Approval of the dust control and pavement cleaning procedures will not relieve the Contractor of his responsibility to provide a safe work zone for the traveling public.

No additional compensation will be allowed for dust alleviation.

WETLAND AREAS

Effective April 3, 1997

Revised April 22, 2010

Description: According to Federal Executive Order 11990, dated May 24, 1977, and Articles 107.01 and 107.23 of the Standard Specifications, the Contractor shall protect the wetland areas on or adjacent to this project.

This work shall consist of constructing, maintaining, removing, and disposing of a temporary fence, perimeter erosion barrier, and signs as shown on the plans and as described herein.

Materials: Temporary fence shall be a minimum of 4 ft. (1.2 m) in height and shall be a high visibility orange snow fence. Fence stakes shall meet the requirements of Article 1081.15(b) of the Standard Specifications.

Perimeter erosion barrier shall meet the requirements of Section 280 of the Standard Specifications.

Signs shall meet the requirements of Article 720.02 of the Standard Specifications and shall be 9" x 12" (225 mm x 300 mm) and shall read "Federally Protected Wetlands: KEEP OUT." Sign supports shall meet the requirements of Section 1093 of the Standard Specifications.

Construction Requirements: The Contractor shall install fence at all wetland areas as shown on the plans. The Contractor shall also install a minimum of two signs at each wetland location. Signs shall not be spaced greater than 300' (100 m) apart.

The Contractor shall remove the temporary fence at the completion of the project.

Method of Measurement: The temporary fence will be measured for payment in place in feet (meters) along the top of the fence. The signs, sign supports, and fence stakes will not be measured for payment.

Perimeter erosion barrier will be measured for payment according to Article 280.07 of the Standard Specifications.

Basis of Payment: The temporary fence will be paid for at the contract unit price per foot (meter) for TEMPORARY FENCE, which price shall include the cost of the snow fence, fence stakes, signs, and sign supports.

Perimeter erosion barrier will be paid for according to Article 280.08 of the Standard Specifications.

US ARMY CORPS OF ENGINEERS NATIONWIDE PERMIT #23 FOR APPROVED CATEGORICAL EXCLUSIONS

Effective March 19, 2012

The resident engineer shall complete the work completion form at the completion of the contract and submit to the address stated on the form.

Permit Expiration – March 18, 2017

For projects under contract, the US Army Corps of Engineers permit will be extended until March 18, 2018.

ARMY CORPS NOTIFICATION REQUIREMENTS

Prior to starting any in-stream work, the Contractor shall coordinate with the Engineer for notification to the Army Corps of Engineers 45 days prior to commencement. No in-stream work may begin until such notification has been done. The contact person for notification is Gene Wassenhove – phone number (309)794-5368. Any correspondence with the Army Corps shall refer to Permit No. CEMVR-OD-P -2015-152.

TEMPORARY CAUSEWAYS

The Contractor will submit a causeway and/or instream work pad plan to the Engineer for review and approval 30 days prior to the Army Corps Notification requirements of instream work. The Army Corps permitted temporary causeways and/or work platforms for the construction of the bridge and removal of the existing bridge. If the Contractor desires to deviate from the plan that was permitted, the Contractor will submit a revised plan, material specifications, and hydraulic analysis to the Army Corps of Engineers for review and approval. The location of the temporary causeway may be slightly adjusted depending on actual project needs. Requests shall be made to United States Army Corps of Engineers, Rock Island District Tower Building PO Box 2004, Rock Island, IL 61204.

SPECIAL CONDITIONS

The Contractor shall comply with the Special Conditions provided in the permit issued on June 3, 2015. Attached as part of this special provision is a copy of the permit.

ILLINOIS ENVIRONMENTAL PROTECTION AGENCY - BUREAU OF WATER

SPECIAL CONDITIONS

The Contractor shall comply with the special conditions provided in the Permit Number C-0033-15 issued on April 25, 2016. Attached as part of this special provision is a copy of the permit.

COOPERATION BY CONTRACTOR

Effective February 7, 2013

Replace the 3rd paragraph of Article 105.06 with the following:

At the preconstruction meeting, the Contractor shall identify one superintendent, who will act as his agent for the entire duration of the project. This shall be a competent, English-speaking person, who will be at the project site at all times when the Contractor or Subcontractor is present. He or she must be capable of reading and thoroughly understanding the plans and specifications and be thoroughly experienced in the type of work being performed. The superintendent, who shall receive instructions from the Engineer or authorized representatives, shall have full authority to execute orders or directions of the Engineer without delay, and to promptly supply such materials, equipment, tools, labor and incidentals as may be required.

INSPECTION FOR BATS

Effective: March 29, 2016

Description. This work shall consist of conducting an inspection for signs of bats in culverts with a height of four feet or more, bridges, structures and buildings. Inspections shall be conducted in accordance with the Bridge Inspection Form in the Federal Highway Administration and Federal Railroad Administration Range-Wide Biological Assessment for Transportation Projects for Indiana Bat and Northern Long-Eared Bat and available at: <http://www.fws.gov/midwest/endangered/section7/fhwa/index.html>

Construction Requirements. The work shall be completed in accordance with section 107.23 of the Standard Specifications and the following:

If work which could disturb bats is scheduled to begin April 1 through September 30, the Contractor shall inspect the culvert/bridge/structure/building for signs of bats prior to initiation. The inspection shall be completed no more than seven business days prior to initiation of work at each culvert/bridge/structure/building location. The Contractor shall submit the completed form to the Resident Engineer no later than 2 business days before work is initiated at each culvert/bridge/structure/building location.

In order to reduce potential project schedule delays, the contractor shall conduct an additional initial inspection on a date determined during the pre-construction meeting by the Engineer.

Work shall not begin on any culvert/bridge/structure/building suspected of providing habitat for any species of bat until such time that IDOT has obtained clearance from the US Fish and Wildlife Service, if required. Additional studies may be undertaken by IDOT to determine what species may be utilizing each structure identified as supporting bats prior to allowing any construction to proceed. Estimates of numbers of bats observed should be placed in the Notes column.

Methods. Those individuals conducting inspections shall follow the Bridge Inspection Guidance and complete the Bridge/Structure Inspection Form in the Federal Highway Administration and Federal Railroad Administration Range-Wide Biological Assessment for Transportation Projects for Indiana Bat and Northern Long-Eared Bat (April 17, 2015). The Bridge Inspection Guidance and the Bridge Inspection Form are available at:

<http://www.fws.gov/midwest/endangered/section7/fhwa/index.html>

If portions of a culvert/bridge/structure/building are unsafe to inspect or are inaccessible, inspectors should avoid that section and base their determination on the portion that is safe to survey. If possible, a partial inspection should be combined with night observation. If the entire culvert/bridge/structure/building (or a significant portion) is unsafe, night observation should be used to determine if bats are using the location.

Basis of Payment. No additional compensation will be given for compliance with this inspection requirement. The costs associated with performing the inspection shall be considered as included in the contract unit prices bid for the various culvert/bridge/structure/building items of work.

Basis of payment shall be in accordance with Article 109.04 if additional studies are necessary. Additional studies may be necessary where a culvert/bridge/structure/building is suspected of providing habitat for any species of bat. Additional studies may require the service of a trained mammologist and use of special equipment, such as a snooper.

EMBANKMENT

August 2013

Embankments shall be constructed according to Sections 202, 204 and 205 of the Standard Specifications and as required, or modified, in this Special Provision.

When embankments are to be constructed on hillsides or existing slopes, steps shall be keyed into the existing slope by stepping and benching as directed by the Engineer.

All material proposed for use in embankment construction shall be approved by the Engineer. In addition to the requirements of Section 204, soils exhibiting the following properties shall not be allowed:

Liquid Limit (AASHTO T 89) greater than 60.

Soils exhibiting the following properties shall be restricted to the interior of the embankment:

Less than 35% passing the #200 sieve.

Liquid Limit (AASHTO T 89) greater than 50 but less than 60.

Plasticity Index (AASHTO T 90) less than 12.

These restricted soils shall be encapsulated by a minimum of three (3) feet of unrestricted soil as directed by the Engineer. The thickness of encapsulation shall not include topsoil. The Engineer may restrict or prohibit the use of materials other than those identified above, which exhibit potential for significant erosion or excessive volume change.

The moisture content of all embankment shall not exceed 110% of the optimum moisture determined according to AASHTO T 99 (Method C). If the Engineer determines the embankment lifts are unstable after achieving the required density, the Contractor shall reprocess and compact the unstable material as directed by the Engineer. The Engineer may reduce the allowable moisture content to correct or prevent stability problems during embankment construction.

All embankment lift shall provide a minimum Immediate Bearing Value (IBV) of 4.0 when tested by the Engineer according to Illinois Testing Procedure 501 or 502. Any embankment lift not providing the minimum required IBV shall be removed and replaced, modified, and/or re-processed, to provide an IBV of 4.0.

This work will not be paid for separately, but shall be considered included in the unit prices for Earth Excavation, Borrow, and/or Furnished Excavation as included in the project.

EXPLORATION TRENCH, SPECIAL

Revised January 1, 2007

This work shall consist of constructing a trench for the purpose of verifying clearances and locations of existing utilities and storm sewers. The exploration trench shall be constructed at the locations directed by the Engineer.

The depth of the trench shall be variable. The width of the trench shall be sufficient to allow proper investigation of the entire trench.

After the trench has been inspected by the Engineer. The excavated material shall be used to backfill the trench in a manner satisfactory to the Engineer. Any excess materials shall be disposed of according to Article 202.03 of the Standard Specifications.

This work will be paid for at the contract unit price per foot (meter) for EXPLORATION TRENCH, SPECIAL.

MULCH METHOD 2

Effective August 1, 1994

Revised January 1, 2007

Article 251.03 Method 2 Procedure 1 of the Standard Specifications shall be required for this improvement.

AGGREGATE SUBGRADE IMPROVEMENT (DISTRICT 3)

Effective April 1, 2012

Revised January 1, 2013

Add the following Section to the Standard Specifications:

“SECTION 303. AGGREGATE SUBGRADE IMPROVEMENT

303.01 Description. This work shall consist of constructing an aggregate subgrade improvement.

303.02 Materials. Materials shall be according to the following.

Item	Article/Section
(a) Coarse Aggregate	1004.06
(b) Reclaimed Asphalt Pavement (RAP) (Notes 1, 2, and 3)	1031

Note 1. Crushed RAP, from either full depth or single lift removal, may be mechanically blended with aggregate gradations CS 01 or CS 02 but shall not exceed 40 percent of the total product. The top size of the RAP shall be less than 4 in. (100 mm) and well graded.

Note 2. RAP having 100 percent passing the 1 1/2 in. (37.5 mm) sieve and being well graded, may be used as capping aggregate in the top 3 in. (75 mm) when aggregate gradations CS 01 or CS 02 are used in lower lifts. The RAP shall not be gap graded, single sized, or have a maximum size of less than 3/4 in. (19 mm).

Note 3. The RAP used for aggregate subgrade improvement shall be according to the current Bureau of Materials and Physical Research Policy Memorandum, “Reclaimed Asphalt Pavement (RAP) for Aggregate Applications”.

303.03 Equipment. The vibratory machine shall be according to Article 1101.01 or as approved by the Engineer.

303.04 Soil Preparation. The stability of the soil shall be according to the Department’s Subgrade Stability Manual for the aggregate thickness specified.

303.05 Placing Aggregate. The maximum nominal lift thickness of aggregate gradations CS 01 and CS 02 shall be 24 in. (600 mm).

303.06 Capping Aggregate. The top surface of the aggregate subgrade shall consist of a minimum 3 inches (75 mm) of aggregate gradations CA 06 or CA 10.

303.07 Compaction. All aggregate lifts shall be compacted to the satisfaction of the Engineer. If the moisture content of the material is such that compaction cannot be obtained, sufficient water shall be added so that satisfactory compaction can be obtained.

303.08 Finishing and Maintenance of Aggregate Subgrade Improvement. The aggregate subgrade improvement shall be finished to the lines, grades, and cross sections shown on the plans, or as directed by the Engineer. The aggregate subgrade improvement shall be maintained in a smooth and compacted condition.

303.09 Method of Measurement. This work will be measured for payment according to Article 311.08.

303.10 Basis of Payment. This work will be paid for at the contract unit price per square yard (square meter) for AGGREGATE SUBGRADE IMPROVEMENT, of the thickness specified.”

Add the following to Section 1004 of the Standard Specifications:

“1004.06 Coarse Aggregate for Aggregate Subgrade Improvement. The aggregate shall be according to Article 1004.01 and the following.

- (a) Description. The coarse aggregate shall be crushed gravel, crushed stone, or crushed concrete.
- (b) Quality. The coarse aggregate shall consist of sound durable particles reasonably free of deleterious materials.
- (c) Gradation.
 - (1) The coarse aggregate gradation for total subgrade thickness less than or equal to 12 inches (300 mm) shall be CS 02.

The coarse aggregate gradation for total subgrade thickness more than 12 inches (300 mm) shall be CS 01 or CS 02.

COARSE AGGREGATE SUBGRADE					
Grad No.	Sieve Size and Percent Passing				
	8”	6”	4”	2”	#4
CS 01	100	97 ± 3	90 ± 10	45 ± 25	20 ± 20
CS 02		100	80 ± 10	25 ± 15	

COARSE AGGREGATE SUBGRADE GRADATIONS					
Grad No.	Sieve Size and Percent Passing				
	200 mm	150 mm	100 mm	50 mm	4.75 mm
CS 01	100	97 ± 3	90 ± 10	45 ± 25	20 ± 20
CS 02		100	80 ± 10	25 ± 15	

- (2) The 3 inch (75 mm) capping aggregate shall be gradation CA 6 or CA 10.”

AGGREGATE SURFACE COURSE, TYPE B

Effective January 1, 2007

Add the following to Article 402.07 of the Standard Specifications:

The top layer shall be given a final rolling with a roller meeting the requirements of Article 1101.01.

PORTLAND CEMENT CONCRETE PAVING REQUIREMENTS

Revised October 4, 2006

The following requirements supersede those contained in Section 420 of the Standard Specifications:

Article 420.03(c). A mechanical concrete spreader will not be required.

Article 420.03(d). Revise Article 1103.13(b) to read: "The finishing machine shall be of a type approved by the Engineer, shall be self-propelled and shall be capable of striking off, consolidating and finishing concrete of the consistency required by the specifications to the proper crown and grade."

Article 420.03(e). A mechanical longitudinal float will not be required.

Article 420.09. Revise the first paragraph of Article 420.09(a)(1) Vibratory Method. to read:

"After the concrete has been struck off, it shall be given the required consolidation by the vibratory method or by other means which will obtain a uniform and satisfactory density throughout the pavement. If the vibratory method is used, the vibrating impulses shall be applied directly to the concrete through an apparatus especially designed for this purpose and so constructed as to operate satisfactorily ahead of, or as an integral part of, the finishing machine in such a manner that the vibratory impulses are transmitted through the concrete mass with sufficient intensity to consolidate it throughout its entire depth and width. Not more than one pass of the vibratory equipment shall be made over the pavement surface. The Contractor shall have a satisfactory tachometer available for checking the operating frequency of the vibrating elements."

Article 420.09(b). Longitudinal Floating, Hand Method, will be permitted.

PERMANENT SURVEY MARKERS, TYPE I

Effective July 1, 1990

Revised January 1, 2007

Survey markers shall be installed according to Highway Standard 667101, except that the tablet shall be bronze instead of aluminum.

When a survey marker is used to reference a land survey point, the lettering referring to the State of Illinois and the Division of Highways shall be omitted and the marker shall be marked as directed by the Engineer.

SHOULDER STABILIZATION AT GUARDRAIL

Effective February 7, 2013

Replace the last sentence of the second, third and fourth paragraphs of Article 630.06 with the following:

The void around each post shall be backfilled with earth or aggregate and capped with 3 inches (75 mm) of grout.

TRAFFIC CONTROL PLAN

Revised January 1, 2016

Traffic control shall be in accordance with the applicable sections of the Standard Specifications for Road and Bridge Construction, the applicable guidelines contained in the Illinois Manual on Uniform Traffic Control Devices for Streets and Highways, these special provisions, and any special details and Highway Standards herein and in the plans.

Special attention is called to the following sections of the Standard Specifications, the Highway Standards, and the special provisions relating to traffic control:

Standard Specifications:

- Section 701 - Work Zone Traffic Control and Protection
- Section 702 - Nighttime Work Zone Lighting
- Section 703 - Work Zone Pavement Marking
- Section 704 - Temporary Concrete Barrier
- Section 780 – Pavement Striping
- Section 781 - Raised Reflective Pavement Markers
- Section 783 - Pavement Marking and Marker Removal
- Section 1106 – Work Zone Traffic Control Devices

Highway Standards:

701001	701006	701011	701101	701106	701201
701301	701306	701311	701326	701427	701501
701701	701901	704001	BLR 18		

In addition, the following also relate to traffic control for this project:

RECURRING SPECIAL PROVISIONS

- Night Time Inspection of Roadway Lighting

SPECIAL PROVISIONS

- Changeable Message Sign
- Plastic Drums
- Errata for the 2016 Standard Specifications (BDE)
- Speed Display Trailer (BDE)
- Temporary Concrete Barrier (BDE)
- Temporary Paint Pavement Marking
- Traffic Control Surveillance

TEMPORARY PAINT PAVEMENT MARKING

Effective August 15, 2005

Revised January 1, 2016

In addition to the requirements of Section 703, Work Zone Pavement Marking, the Contractor shall replace the short term pavement marking with temporary paint pavement marking within 24 hours on all surfaces except the final wearing surface.

CHANGEABLE MESSAGE SIGN

Effective December 1, 1999

Revised August 7, 2008

In addition to any changeable message signs shown in the traffic control standards, the Contractor shall furnish 3 Changeable Message Signs for this project. The signs shall be operational two weeks prior to any lane closure and shall be located as directed by the Engineer. Any relocation of the signs directed by the Engineer during construction will not be paid for separately, but shall be included in the cost of the Changeable Message Sign.

TRAFFIC CONTROL SURVEILLANCE

Effective: January 1, 2016

Revise the first sentence of Article 701.10 of the Standard Specifications to read:

701.10 Surveillance. When open holes, broken pavement, trenches over 3 in. (75 mm) deep and 4 in. (100 mm) wide, or other hazards are present within 8 ft (2.4 m) of the edge of an open lane; when opposing directions of traffic are separated by barrier wall; or on a closed road from the time a structure is removed until the time the structure has been replaced, the Contractor shall furnish traffic control surveillance during all hours when the Contractor is not engaged in construction operations

PLASTIC DRUMS

Effective August 15, 2005

Revised January 1, 2008

Plastic drums according to Standard 701901 with steady burning lights shall be used in lieu of cones, Type I and Type II barricades, and vertical barricades throughout lane closures.

QUALITY CONTROL LABORATORY FOR CONCRETE MIXTURES

Effective August 12, 2013

Revised January 1, 2016

Revise Article 1020.16(c)(2) of the Special Provision for Quality Control/Quality Assurance of Concrete Mixtures (BDE) to read:

“(2) Required Plant Tests. Sampling and testing shall be performed at the plant to control production of a mixture. The required minimum Contractor plant sampling and testing is indicated in Article 1020.16(g) Schedule A.”

Add to the end of the second paragraph of Article 1020.16(f)(1) of the Recurring Special Provision for Quality Control/Quality Assurance of Concrete Mixtures:

“Reporting of above documents shall be done using the Department’s electronic reporting system, QC/QA Excel Package.”

GRANULAR MATERIALS

Effective: November 26, 2013

Revised January 1, 2016

For trench backfill and bedding for pipe culverts and storm sewers, gradations CA 7 or CA 11 may be used, however, the granular material shall be encased in filter fabric. The filter fabric shall be installed according to Article 282 of the Standard Specifications, except that the work will not be measured for payment, but will be included in the cost of the pipe culverts or storm sewers. Lifts for gradations CA 7 or CA 11 may exceed 8 inches (200 mm) in depth provided the material is seated to the satisfaction of the Engineer.

APPROACH SLAB REMOVAL

Description. This work shall consist of the complete removal and disposal of the existing approach slabs shown on the plans or as directed by the Engineer. All existing approach slab pavement, bituminous surfaces (overlays), curb and gutter, medians, sidewalks, grade beams, reinforcement, and appurtenances shall be removed at locations designated on the plans and in accordance with the applicable portions of Sections 440 of the Standard Specifications.

It shall be the responsibility of the Contractor to determine the thickness of the existing approach slab pavement structure, including overlays and other appurtenances to be removed and the extent of which they are reinforced. No additional compensation will be allowed because of variations in thickness and reinforcement present. Any excavation made by the Contractor for the removal shall be replaced. The excavated space shall be filled with material satisfactory to the Engineer and placed in accordance with Section 205 of the Standard Specifications at the expense of the Contractor. The existing railing shall be reused for the new approach slab, as detailed on the plans.

Method of Measurement. This work will be measured for payment in place and the area computed in square yards. Saw cuts will not be measured for payment and shall be included in the cost of approach slab removal.

Basis of Payment. This work will be paid for at the contract unit price per square yard for APPROACH SLAB REMOVAL, which shall include all labor, materials, and equipment necessary to remove and dispose of the existing approach pavement.

CLASS SI CONCRETE END SECTION

This work consists of constructing a special cast in place concrete end section for the 18" sanitary sewer outfall. Replacement of this item with a precast unit will not be allowed without the approval of the ENGINEER.

Basis of Payment. This work will be paid for at the contract unit price per cubic yard for CLASS SI CONCRETE (MISCELLANEOUS) and the contract unit price per pound for REINFORCEMENT BARS.

CONCRETE ISLAND (SPECIAL)

This work shall consist of constructing full depth concrete islands with sidewalk as shown in the plan details. Work shall be in accordance with Section 606 of the Standard Specifications.

Method of Measurement. This work will be measured for payment in place and the area computed in square yards. The area shall include the Type M-6.06 and Type M-6.24 combination curb and gutter flag areas and sidewalk areas.

Basis of Payment. This work will be paid for at the contract unit price per square yard for CONCRETE ISLAND (SPECIAL).

ERECTION OF COMPLEX STEEL STRUCTURES

Description. In addition to the requirements of Article 505.08(e), the following shall apply.

Erector Qualifications. The Erection Contractor shall be certified as an Advanced Certified Steel Erector (ACSE), by the AISC Certification Program. The Erection Contractor shall submit evidence of current ACSE certification to the Engineer with the submittal of the proposed erection plan.

Erection Plan. A conceptual steel erection plan has been included in the plans for informational purposes. This does not preclude the Erection Contractor's responsibilities as stated herein.

The Erection Contractor shall retain the services of an Engineering firm, prequalified with the Illinois Department of Transportation in the Complex Structures category, for the completion of a project-specific erection plan. An Illinois Licensed Structural Engineer employed by this pre-qualified Engineering firm, herein referred to as the Erection Engineer, shall sign and seal the erection plan, drawings, and calculations for the proposed erection of the structural steel.

The erection plan shall be complete in detail for all phases, stages, and conditions anticipated during erection. The erection plan shall include structural calculations and supporting documentation necessary to completely describe and document the means, methods, temporary support positions, and loads necessary to safely erect the structural steel in conformance with the contract documents and as outlined herein. The erection plans shall address and account for all items pertinent to the steel erection including such items as sequencing, falsework, temporary shoring and/or bracing, girder stability, crane positioning and movement, means of access, pick points, girder shape, permissible deformations and roll, interim/final plumbness, cross frame/diaphragm placement and connections, bolting and anchor bolt installation sequences and procedures, and blocking and anchoring or bearings. The Erection Contractor shall be responsible for the stability of the partially erected steel structure during all phases of the steel erection.

The erection plan and procedures shall be developed in accordance with the current AASHTO LRFD Bridge Construction Specifications, including interim specifications. Calculations for all items pertinent to the steel erection shall be in accordance with the 2014 AASHTO LRFD Bridge Design Specifications.

The erection plans and procedures shall be submitted to the Engineer for review and acceptance prior to starting the work. Review, acceptance and/or comments by the Department, USACE, and the USCG shall not be construed to guarantee the safety or final acceptability of the work or compliance with all applicable specifications, codes, or contract requirements, and shall neither relieve the Contractor of the responsibility and liability to comply with these requirements, nor create liability for the Department, USACE, nor the USCG. The Contractor is responsible for meeting all IDOT, USACE, and USCG requirements. No additional compensation or time shall be allowed for USACE or USCG restrictions. The erection plans and procedures shall be submitted 90 days prior to beginning work. The Contractor shall not proceed with work until written approval from each of the approval agencies has been received.

Approval agencies are IDOT, USACE, and the USCG. Significant changes to the erection plan in the field must be approved by the Erection Engineer and accepted by the Engineer for the Department.

Basis of Payment. This work shall not be paid for separately but shall be included in the applicable pay items according to Art. 505.13 of the Standard Specifications.

GFCI 20 AMP DUPLEX RECEPTACLE

Description: This item shall consist of furnishing, installing and wiring duplex GFCI receptacles. All work shall be in accordance with the NEC.

Materials:

- a) Box shall be cast gray iron, zinc electroplated aluminum enamel finish. Box to have internal grounding screw. Box shall be suitable for use in wet location when used with gasketed covers, minimum 1 7/8" deep.
- b) Cover shall be wet location, weatherproof cover plate, raintight in-use rated die cast with lockable cover.
- c) Weather resistant GFCI Receptacle shall conform to the following:
 - 1) Cooper Wiring Devices; a division of Cooper Industries, Inc.
 - 2) Hubbell Incorporated; Wiring Device-Kellems
 - 3) Leviton Mfg. Company Inc. I
 - 4) Pass & Seymour/Legrand; Wiring Devices & Accessories
 - 5) Or approved equal

Construction Requirements:

Conductors:

- 1) Do not strip insulation from conductors until just before they are spliced or terminated on devices.
- 2) Strip insulation evenly around the conductor using tools designed for the purpose. Avoid scoring or nicking of solid wire or cutting strands from stranded wire.
- 3) The length of free conductors at outlets for devices shall meet provisions of NFPA 70, Article 300, without pigtails.

Device Installation:

- 1) Replace all devices that have been in temporary use during construction or that show signs that they were installed before building finishing operations were complete.
- 2) Keep each wiring device in its package or otherwise protected until it is time to connect conductors.
- 3) Do not remove surface protection, such as plastic film and smudge covers, until the last possible moment.
- 4) Connect devices to branch circuits using pigtails that are not less than 6 inches in length.
- 5) When there is a choice, use side wiring with binding-head screw terminals. Wrap solid conductor tightly clockwise, 2/3 to 3/4 of the way around terminal screw.
- 6) Use a torque screwdriver when a torque is recommended or required by the manufacturer.
- 7) When conductors larger than No. 12 AWG are installed on 15- or 20-A circuits, splice No. 12 AWG pigtails for device connections.
- 8) Tighten unused terminal screws on the device.
- 9) Mount into metal boxes, remove the plastic washers used to hold the device mounting screws in yokes, allowing metal to metal contact.
- 10) Mounting height shall be as per plans or as directed by Engineer.

Tests for Convenience Receptacles

- 1) Line Voltage: Acceptable range is 105 to 132 V.
- 2) Percent Voltage Drop under 20-A Load: A value of 6 percent or higher is not acceptable.
- 3) Ground Impedance: Values of up to 2 ohms are acceptable.
- 4) Using the test plug, verify that the device and its outlet box are securely mounted.
- 5) The tests shall be diagnostic, indicating damaged conductors, high resistance at the circuit breaker, poor connections, inadequate fault current path, defective devices, or similar problems. Correct circuit conditions, remove malfunctioning units and replace with new ones, and retest as specified above.

Basis of Payment: This work will be paid for at the contract unit price per each for GFCI 20 AMP DUPLEX RECEPTACLE.

HOT-MIX ASPHALT DRIVEWAY PAVEMENT

This work shall be done in accordance with the applicable portions of Section 440 of the Standard Specifications.

Method of Measurement: Hot-Mix Asphalt Driveway Pavement, shall include all work incidental to the construction of the driveway pavement.

Basis of Payment: This work will be paid for at the contract unit price per square yard for HOT-MIX ASPHALT DRIVEWAY PAVEMENT of thickness specified on plans, which price shall include all equipment, materials and labor necessary to complete the work.

HOT-MIX ASPHALT MIXTURE IL-9.5FG (BMPR)

Effective: July 1, 2005

Revised: December 28, 2010

Description. This work shall consist of constructing fine graded hot-mix asphalt (HMA) surface course or leveling binder with an IL-9.5FG mixture. Work shall be according to Sections 406, 407 and 1030 of the Standard Specifications, except as modified herein.

Materials. Revise Article 1003.03(c) of the Standard Specifications to read:

- “(c) Gradation. The fine aggregate gradation for all HMA shall be FA 1, FA 2, FA 20, or FA 21. For mixture IL-9.5FG, the fine aggregate fraction shall consist of at least 67 percent manufactured sand meeting FA 20 gradation. The manufactured sand shall be stone sand, slag sand, steel slag sand, or combinations thereof.”

Mixture Design. Add the following to the table in Article 1030.04(a)(1):

"High ESAL, MIXTURE COMPOSITION (% PASSING) ^{1/}		
Sieve Size	IL-9.5FG	
	min	max
1 1/2 in (37.5 mm)		
1 in. (25 mm)		
3/4 in. (19 mm)		
1/2 in. (12.5 mm)		100
3/8 in. (9.5 mm)	90	100
#4 (4.75 mm)	60 ^{4/}	75 ^{4/}
#8 (2.36 mm)	45 ^{4/}	60 ^{4/}
#16 (1.18 mm)	25	40
#30 (600 μm)	15	30
#50 (300 μm)	8	15
#100 (150 μm)	6	10
#200 (75 μm)	4	6.5
Ratio Dust/Asphalt Binder		1.0

4/ When used as level binder placed less than 1 in. (25 mm) thick, the min and max percent passing shall each be increased 5%.

Revise the table in Article 1030.04(b)(1) of the Standard Specifications to read:

"VOLUMETRIC REQUIREMENTS High ESAL					
N _{design}	Voids in the Mineral Aggregate (VMA), % minimum				Voids Filled with Asphalt Binder (VFA), %
	IL-25.0	IL-19.0	IL-12.5	IL-9.5	
50	12.0	13.0	14.0	15 ^{1/}	65 - 78
70					65 - 75 ^{2/}
90					
105					

1/ The VMA for IL-9.5FG shall be a minimum of 15.0 percent.

2/ The VFA range for IL-9.5FG shall be 65 - 78 percent."

Quality Control/Quality Assurance (QC/QA). Revise the second table in Article 1030.05(d)(4) to read:

DENSITY CONTROL LIMITS			
Mixture Composition		Parameter	Individual Test ^{3/}
IL-9.5FG	Lifts < 1.25 in. (32 mm)	N _{design} 50 - 105	91.0 - 97.0% ^{2/}
	Lifts ≥ 1.25 in. (32 mm)	N _{design} 50 - 105	93.0 - 97.0%
IL-9.5, IL-12.5		N _{design} ≥ 90	92.0 - 96.0 %
IL-9.5, IL-9.5L, IL-12.5		N _{design} < 90	92.5 - 97.4 %
IL-19.0, IL-25.0		N _{design} ≥ 90	93.0 - 96.0 %
IL-19.0, IL-19.0L, IL-25.0		N _{design} < 90	93.0 - 97.4 %
All Other		N _{design} = 30	93.0 ^{1/} - 97.4 %

1/ 92.0 % when placed as first lift on an unimproved subgrade.

2/ Density shall be determined by cores or by correlated, approved thin lift nuclear gauge.

3/ Bulk Specific Gravity and Density that are determined using coated samples must be in accordance with ASTM 1188-96.

CONSTRUCTION REQUIREMENTS

Leveling Binder. Revise the table and second paragraph of Article 406.05(c) of the Standard Specifications to read:

"Leveling Binder	
Nominal, Compacted, Leveling Binder Thickness, in. (mm)	Mixture Composition
≤ 1 1/4 (32)	IL-9.5, IL-9.5 FG, or IL-9.5L
> 1 1/4 to 2 (32 to 50)	IL-9.5, IL-9.5FG, IL-9.5L, or IL-12.5

The density requirements of Article 1030.05(d)(4) shall apply for leveling binder, machine method, when the nominal, compacted thickness is: 3/4 in. (19 mm) or greater for IL-9.5FG mixtures, 1 1/4 in. (32 mm) or greater for IL-9.5 and IL-9.5L mixtures, and 1 1/2 in. (38 mm) or greater for IL-12.5 mixtures.”

Compaction. Revise Table 1 in Article 406.07(a) of the Standard Specifications to read:

"TABLE 1 - MINIMUM ROLLER REQUIREMENTS FOR HMA				
	Breakdown Roller (one of the following)	Intermediate Roller	Final Roller (one or more of the following)	Density Requirement
Level Binder: (When the density requirements of Article 406.05(c) do not apply.)	P 3/	--	VS, P 3/, TB, TF, 3W	To the satisfaction of the Engineer.
Level Binder: (When placed at ≤ 1 ¼ (32 mm) and density requirements apply.)	TB, 3W	P 3/	VS, TB, TF	As specified in Articles: 1030.05(d)(3), (d)(4), and (d)(7).
Binder and Surface 1/ (When the density requirements of Article 406.05(c) apply.)	VD, P 3/, TB, 3W	P 3/	VS, TB, TF	As specified in Articles: 1030.05(d)(3), (d)(4), and (d)(7).
Bridge Decks 2/	TB	--	TF	As specified in Articles: 582.05 and 582.06.

- 1/ If the average delivery at the job site is 85 ton/hr (75 metric ton/hr) or less, any roller combination may be used provided it includes a steel wheeled roller and the required density and smoothness is obtained.
- 2/ One TB may be used for both breakdown and final rolling on bridge decks 300 ft (90 m) or less in length, except when the air temperature is less than 60 °F (15 °C).
- 3/ A vibratory roller (VD) may be used in lieu of the pneumatic-tired roller on mixtures containing polymer modified asphalt binder.

Basis of Payment. Add the following two paragraphs after the third paragraph of Article 406.14 of the Standard Specifications:

”Mixture IL-9.5FG will be paid for at the contract unit price per ton (metric ton) for LEVELING BINDER (HAND METHOD), IL-9.5FG, of the Ndesign specified; LEVELING BINDER (MACHINE METHOD), IL-9.5FG, of the Ndesign specified; or HOT-MIX ASPHALT SURFACE COURSE, IL-9.5FG, of the Ndesign specified.

Mixture IL-9.5FG in which polymer modified asphalt binders are required will be paid for at the contract unit price per ton (metric ton) for POLYMERIZED LEVELING BINDER (HAND METHOD), IL-9.5FG, of the Ndesign specified; POLYMERIZED LEVELING BINDER (MACHINE METHOD), IL-9.5FG, of the Ndesign specified; or POLYMERIZED HOT-MIX ASPHALT SURFACE COURSE, IL-9.5FG, of the Ndesign specified.”

ISLAND REMOVAL

Work shall be in accordance with Section 440 of the Standard Specifications.

Method of Measurement: Island Removal, shall include all work pertaining to the removal of existing islands, including all combination concrete curb and gutter and median surface or full depth island.

Basis of Payment: This work will be paid for at the contract unit price per square foot for ISLAND REMOVAL.

LINEAR DELINEATOR PANELS, 6 INCH

Description. Linear delineator panels shall be placed on each parapet wall 6 inches down from the top. Panels shall also be placed on structures containing bridge rail as directed by the Engineer.

These panels shall be either white or yellow (matching the color of the adjacent paint pavement marking edge line) and spaced at 80 feet centers for the first 400 feet and then at 400 foot centers with them centered horizontally. Structures that contain existing Linear Delineator Panels shall have any damaged or missing panels removed and replaced as directed by the Engineer.

When securing linear delineator panels to concrete, the panels shall be secured using an anchor bolt method approved by the Engineer that will anchor the entire panel securely and also facilitate removal of the panel if damaged or weathered when required by future maintenance operations. The Contractor shall also sufficiently cover the back side of the linear delineator panel, to the satisfaction of the Engineer, with an adhesive caulking system to aid in the permanent adhesion and alignment of the panels prior to drilling through the pre-drilled linear delineation system holes.

When securing the linear delineator panels to metal bridge rail or any other metal surfaces, the Contractor may use a linear delineation system panel and bracket mounting method approved by the Engineer. The Contractor may also use an adhesive caulking method to sufficiently cover the back side of the linear delineator panel, to the satisfaction of the Engineer, for securing the linear delineator panels to metal bridge rail or other metal surfaces. The Contractor shall be responsible for testing the durability and strength of the method used to ensure permanent adhesion of the linear delineator panel to the bridge rail. Drilling into metal bridge rail or other metal surfaces to secure the linear delineator panels will not be permitted.

When removing and replacing missing or damaged linear delineator panels, the existing linear delineator panels and any adhesive used to secure the existing linear delineator panels shall be removed to the satisfaction of the Engineer. All cost and labor associated with the removal and cleanup of the existing linear delineator panels shall be included in the unit price of the pay item LINEAR DELINEATOR PANELS, 6 INCH.

Each panel shall not be less than 34 inches in length and 6.00 inches in width. The panels shall be constructed of cube-corner retro-reflective material in standard highway colors permanently bonded to an aluminum substrate. The lateral edges of each panel shall be hemmed. The panel assembly shall have a repeating raised lateral ridge every 2.25 inches. Each ridge shall be 0.34 inches high with a 45° profile and a 0.28 inch radius top.

Daytime color requirements shall be determined from measurement of the retro-reflective sheeting applied to aluminum test panels. Daytime color shall be measured instrumentally using a spectrophotometer employing annular 45/0 (or equivalent 0/45) illuminating and viewing geometry. Measurements shall be made in accordance with ASTM E1164 for ordinary colors or ASTM E2153 for fluorescent colors. Chromaticity coordinates shall be calculated for CIE Illuminant D65 and the CIE 1931 (2o) Standard Colorimetric Observer in accordance with ASTM E308 for ordinary colors or ASTM E2152 for fluorescent colors.

Chromaticity Limits for White

	x	y	x	y	x	y	x	y	Limit Y (%)	
									Min	Max
White	0.303	0.287	0.368	0.353	0.340	0.380	0.274	0.316	40	-

Chromaticity Limits for Fluorescent Yellow

	x	y	x	y	x	y	x	y	Total Luminance Factor YT (%)
									Min
Fluor. Yellow	0.521	0.424	0.557	0.442	0.479	0.520	0.454	0.491	40

Inspection of Linear Delineator Panels. The linear delineator panels installed under this contract will be inspected following installation, but no later than December 30. In addition, they will be inspected following a winter performance period that extends 180 days from December 30.

Within 15 calendar days after the end of the winter performance period, a final performance inspection will be made. If this inspection discloses any work which is not visibly intact and serviceable, the Contractor shall, within 30 calendar days, completely repair or replace such work to the satisfaction of the Engineer.

Measured in its entirety, the work shall be 97 percent intact.

Upon completion of the final performance inspection, or after satisfactory completion of any necessary corrections, the Engineer shall notify the Contractor in writing of the date of such final performance inspection and release him/her from further performance responsibility.

This delay in performance inspection and performance acceptance of the linear delineator panels shall not delay acceptance of the entire project and final payment due if the Contractor requires and receives from the Subcontractor a third party "performance" bond naming the Department as obligee in the full amount of all linear delineator panels listed in the contract, multiplied by the contract unit price. The bond shall be executed prior to acceptance and final payment of the non-linear delineator panel items and shall be in full force and effect until final performance inspection and performance acceptance of the linear delineator panels. Execution of the third party bond shall be the option of the Contractor.

Basis of Payment. This work, including all materials, equipment, and labor necessary to complete the work as described will be paid for at the contract unit price per each for LINEAR DELINEATOR PANELS, 6 INCH.

LUMINAIRE, LED, HORIZONTAL MOUNT, OF THE WATTAGE SPECIFIED

Description: This work consists of furnishing all materials, equipment, and labor necessary to install Light-Emitting Diode (LED) luminaires as shown on the plans, in accordance with the applicable requirements of Section 821 of the Standard Specifications for Road and Bridge Construction, and as specified herein.

General: The luminaire shall be assembled in the continental U.S.A. and shall be assembled by and manufactured by the same Manufacturer. Quick connect/disconnect plugs shall be supplied between the discrete electrical components within the luminaire such as the driver, surge protection device, and optical assembly for easy removal. The quick connect/disconnect plugs shall be operable without the use of tools and while wearing insulated gloves. The luminaire shall be in compliance with ANSI C136.37. LED light source(s) and driver(s) shall meet the material requirements of the Restriction of Hazardous Substances (RoHS) Directive 2011/65/EU.

Manufacturer Experience. The luminaire shall be designed to be incorporated into a lighting system with an expected 30-year lifetime. The luminaire Manufacturer shall have a minimum of 30 years' experience manufacturing High Intensity Discharge (HID) roadway luminaires and shall have a minimum of 5 years' experience manufacturing LED roadway luminaires. The Manufacturer shall have a minimum of 5,000 total LED roadway luminaires installed on a minimum of 30 separate installations, all within the continental U.S.A.

Housing: The housing shall be designed to ensure maximum heat dissipation and to prevent the accumulation of water, ice, dirt and debris. A passive cooling method with no moving or rotating parts shall be employed for heat management. The effective projected area of the luminaire shall not exceed 1.4 sq. ft. The total weight of the luminaire(s) and accessories shall not exceed 75 pounds. Wiring within the electrical enclosure shall be rated at 600 V, 221 °F (105 °C) or higher.

Finish. Painted or finished luminaire surfaces exposed to the environment, shall exceed a rating of six according to ASTM D1654 after 1000 hours of ASTM B117 testing. The coating shall exhibit no greater than 30 % reduction of gloss according to ASTM D523, after 500 hours of ASTM G154 Cycle 6 QUV® accelerated weathering testing.

Attachment. The luminaire shall slip-fit on a mounting arm with a 2 in (5 cm) diameter tenon (2.375 in (6 cm) outer diameter), and shall have a barrier to limit the amount of insertion. The luminaire shall be provided with a leveling surface and shall be capable of being tilted ± 5 degrees from the axis of attachment in not more than 2.5 degree increments and rotated to any degree with respect to the supporting arm.

Receptacle. The luminaire shall include a fully prewired, 7-pin twist lock ANSI C136.41 compliant receptacle. Unused pins shall be connected as directed by the Manufacturer and as approved by the Engineer. A shorting cap shall be provided with the luminaire.

Vibration Characteristics. All luminaires shall pass ANSI C136.31 requirements. Roadway luminaires mounted on a bridge and high mast luminaires shall be rated for "3G" peak acceleration. Vibration testing shall be run using the same luminaire in all three axes.

Labels and Decals. All luminaires shall have external labels in compliance with the latest version of ANSI C136.15 and internal labels in compliance with the latest version of ANSI C136.22.

The luminaire shall be listed for wet locations by a Nationally Recognized Testing Laboratory (NRTL) as defined by OSHA and shall be in compliance with UL 8750 and UL 1598. It shall be identified as such by the holographic UL tag/sticker on the inside of the luminaire.

Hardware. All external fasteners shall be stainless steel. All hardware shall have corrosion resistance.

Optical Assembly: The LED optical assembly, consisting of LED packages, shall have a minimum Ingress Protection rating of IP66 according to ANSI/IEC 60529. Circuiting shall be designed to minimize the impact of individual LED failures on the operation of the other LEDs.

The optical assembly shall utilize high brightness, long life, minimum 70 color rendering index (CRI), 4,000 K color temperature (± 300 K) LEDs binned according to ANSI C78.377. Lenses shall be UV-stabilized acrylic or glass. Provisions for house-side shielding shall be provided when specified.

Lumen depreciation at 50,000 hours of operation shall not exceed 15% of initial lumen output at the specified LED drive current and an ambient temperature of 77 °F (25 °C).

The assembly shall have individual serial numbers or other means for Manufacturer tracking.

Photometric Performance: The classification of LED luminaires shall be as follows:

VLW – Wattages \leq 100, minimum delivered lumens 5,000,
LW – Wattages 101 - 200, minimum delivered lumens 10,000,
MW – Wattages 201 - 300, minimum delivered lumens 20,000,
HW – Wattages 301 - 400, minimum delivered lumens 30,000,
VHW – Wattages \geq 401, minimum delivered lumens 40,000.

VLW= very low watt, LW = low watt, MW = medium watt, HW = high watt, and VHW = very high watt luminaire. Luminaires with lumens below the stated minimums will not be accepted.

Testing. Luminaires shall be tested according to IES LM-79. The laboratory performing this test shall hold accreditation from the National Voluntary Laboratory Accreditation Program (NVLAP) under NIST. Submitted reports shall have a backlight, upright, and glare (BUG) rating according to IESNA TM-15 including a luminaire classification system graph with both the recorded lumen value and percent lumens by zone.

Lumen maintenance shall be measured for the LEDs according to LM-80, or when available for the luminaires according to LM-84. The LM-80 report shall be based on a minimum of 6,000 hours, yet 10,000 hour reports shall be provided for luminaires where those tests have been completed.

Thermal testing shall be provided according to UL 1598. The luminaire shall start and operate in the ambient temperature range specified. The maximum rated case temperature of the driver, LEDs, and other internal components shall not be exceeded when the luminaire is operated in the ambient temperature range specified.

Mechanical design of protruding external surfaces such as heat sink fins shall facilitate hose-down cleaning and discourage debris accumulation. Testing shall be submitted when available to show the maximum rated case temperature of the driver, LEDs, and other internal components are not exceeded when the luminaire is operated with the heat sink filled with debris.

Calculations. Complete point-by-point luminance and veiling luminance calculations as well as listings of all indicated averages and ratios as applicable shall be provided according to IES RP-8 recommendations. Lighting calculations shall be performed using AGi32 software with calculations performed to two decimal places (i.e. x.xx cd/m²). Calculation results shall demonstrate that the submitted luminaire meets the lighting metrics specified in the project Luminaire Performance Tables (see exhibit B). Scotopic or mesopic factors will not be allowed.

Lumen Maintenance Projection. The LEDs shall have long term lumen maintenance documented according to IESNA TM-21, or when available for the luminaires according to IESNA TM-28. The submitted calculations shall incorporate an in situ temperature measurement test (ISTMT) and LM-80 data with TM-21 inputs and reports according to the TM-21 calculator, or when available ISTMT and LM-84 data with TM-28 inputs and reports according to the TM-28 calculator. Ambient temperature shall be 77 °F (25 °C).

Driver: The driver for the luminaire shall be integral to the unit. It shall be mounted in the rear of the luminaire on the inside of a removable door or on a removable mounting pad. The removable door or pad shall be secure when fastened in place and all individual components shall be secured upon the removable element. Each component shall be readily removable from the removable door or pad for replacement.

Circuit Protection. Shall tolerate indefinitely open and short circuit output conditions without damage.

Ingress Protection. IP66 rating.

Input Voltage. Shall be suitable for operation over a range of 120 to 277 volts or 347 to 480 volts as required by the system operating voltage.

Operating Temperature. Operating ambient temperature range of -40 to 104 °F (-40 to 40 °C).

Driver Life. Life time of 100,000 hours at 77 °F (25 °C) ambient.

Safety/UL. Listed under UL 1310 or UL 1012.

Power Factor. Shall maintain a power factor of 0.9 or higher and total harmonic distortion of less than 20 % at 50% load across the full supply voltage range.

Driver efficiency. Minimum efficiency of 90% at maximum load and a minimum efficiency of 85% for the driver operating at 50% power with driver efficiency defined as output power divided by input power.

Electrical Interference. Shall meet the Electromagnetic Compatibility (EMC) requirements for Class A digital devices included in the FCC Rules and Regulations, Title 47, Part 15.

Thermal Fold Back. The driver shall reduce the current to the LED module if the driver is overheating due to abnormal conditions.

Dimming. 0-10 V dimming capability.

Leakage current. Compliance with safety standards according to IEC 61347-1 and UL 1012.

Surge Protection Device: SPD shall be labeled as Type 4 in accordance to UL 1449 and be an integral part of the luminaire. It shall provide a minimum system protection level of 10 kV, 10 kA. To protect for a 10 kV, 10 kA surge the required clamping voltage of the external Metal Oxide Varistor (MOV) or other SPD shall be lower than 1 kV at 8 kA $\{(10 \text{ kV}-2 \text{ kV})/1 \text{ ohm}=8 \text{ kA}\}$.

The SPD shall comply with the following standards:

- 1) IEEE C62.41.1, IEEE Guide on the Surge Environment in Low-Voltage (1000 V and Less) AC Power Circuits,
- 2) IEEE C62.41.2, IEEE Recommended Practice on Characterization of Surges in Low-Voltage (1000 V and Less) AC Power Circuits,
- 3) IEEE C62.45, IEEE Recommended Practice on Surge Testing for Equipment Connected to Low-Voltage (1000 V and Less) AC Power Circuits, and
- 4) ANSI C136.2, American National Standard for Roadway and Area Lighting Equipment – Luminaire Voltage Classification.

The SPD and performance parameters shall be posted at www.UL.com under Category Code: VZCA2.

Warranty: The entire luminaire and all of its component parts shall be covered by a 10 year warranty. Failure is when one or more of the following occur:

- 1) Negligible light output from more than 10 percent of the LED packages
- 2) Condensed moisture inside the optical assembly
- 3) driver that continues to operate at a reduced output below 15% of the rated nominal output

The warranty period shall begin on the date of final acceptance of the lighting work as documented in the Resident Engineer's project notes.

Submittal Requirements: The Contractor shall submit, for approval, an electronic version of all associated luminaire IES files, AGI32 files and the TM-21 calculator spreadsheet with inputs and reports associated with the project luminaires. The Contractor shall also provide an electronic version of each of the following Manufacturer's product data for each type of luminaire.

- 1) Descriptive literature and catalogue cuts for luminaire, LED package, driver, and surge protection device.
- 2) LED drive current, total luminaire input wattage and total luminaire current at the system operating voltage or voltage range and ambient temperature of 77 °F (25 °C).
- 3) Luminaire efficacy expressed in lumens per watt (lpw) per luminaire.
- 4) Initial delivered lumens at the specified color temperature, drive current and ambient temperature.
- 5) Computer photometric calculation reports.
- 6) TM-15 BUG rating report.
- 7) Documentation of Manufacturers experience and certification that luminaires were assembled in the U.S.A.
- 8) Supporting documentation of compliance with ANSI standards as well as listing requirements.
- 9) Supporting documentation of laboratory accreditations and certifications for specified testing.

- 10) Thermal testing documents.
- 11) IES LM-79, LM-80 (or LM-84) and TM-21 (or TM-28) reports.
- 12) Salt spray (fog) test reports and certification.
- 13) Vibration characteristics test reports and certification.
- 14) IP test reports.
- 15) Manufacturer written warranty.
- 16) Luminaire installation, maintenance, and washing instructions.

Luminaire Testing: When a contract has 30 or more luminaires of the same type, wattage and distribution, that luminaire shall be tested. The quantity of luminaires requiring testing shall be one luminaire for the first 30 plus one additional luminaire for each additional 50 luminaires of that type, wattage, and distribution. Testing is not required for temporary lighting luminaires. The Contractor shall coordinate the luminaire testing, propose a properly accredited laboratory and an independent witness, submit their qualifications for approval prior to any testing, and pay all associated costs including travel expenses for the independent witness. Delays caused by the luminaire testing process shall not be grounds for additional compensation or extension of time.

The independent witness shall be present when tests are performed by the luminaire manufacturer. A laboratory independent of the luminaire manufacturer, distributor, and Contractor may self-certify the test results, in which case the independent witness need not be present during the testing.

After all qualifications have been approved, the independent witness shall select from the project luminaires at the manufacturer's facility the luminaires for testing. In all cases, the selection of luminaires shall be a random selection from the entire completed lot of luminaires required for the contract. Selections from partial lots will not be allowed. The independent witness shall mark each sample luminaire's shipping carton with the IDOT contract number and a unique sample identifier.

At the time of random selection, the independent witness shall inspect the luminaire(s) for compliance with all physical, mechanical, and labeling requirements for luminaires according to Sections 821 and 1067 and as stated herein. If deficiencies are found during the physical inspection, the Contractor shall have all luminaires of that type, wattage, and distribution inspected for the identified deficiencies and shall correct the problem(s) where found. Random luminaire selection and physical inspection must then be repeated. When the physical inspection is successfully completed, the independent witness shall mark the project number and sample identifier on the interior housing and ballast of the luminaires and have them shipped to the laboratory.

The testing performed by the laboratory shall include photometric, colorimetric, and electrical testing. Colorimetric values shall be determined from total spectral radiant flux measurements using a spectroradiometer. Photometric testing shall be according to IES recommendations and as a minimum, shall yield an isofootcandle chart, with max candela point and half candela trace indicated, an isocandela diagram, maximum plane and maximum cone plots of candela, a candlepower table (house and street side), a coefficient of utilization chart, a luminous flux distribution table, BUG rating report, and complete calculations based on specified requirements and test results. All testing shall cover the full spherical light output at a maximum of 5 degree intervals on both the vertical planes and the cones. Tests that "mirror" results from one hemisphere or quadrant to another are not acceptable.

The results for each photometric and colorimetric test performed shall be presented in a standard LM-79 report that includes the IDOT contract number, sample identifier, and the outputs listed above. The calculated results for each sample luminaire shall meet or exceed the contract specified levels in the luminaire performance table(s). The laboratory shall mark its test identification number on the interior of each sample luminaire.

Electrical testing shall be in accordance with LM-79.

The summary test report shall consist of a narrative documenting the test process, highlight any deficiencies and corrective actions, and clearly state which luminaires have met or exceeded all test requirements and may be released for delivery to the jobsite. Photographs shall also be used as applicable to document luminaire deficiencies and shall be included in the test report. The summary test report shall include the Luminaire Physical Inspection Checklist (see exhibit A), photometric and electrical test reports, and point-by-point photometric calculations performed in AGi32 sorted by luminaire type, wattage, and distribution. All test reports shall be certified by the independent test laboratory's authorized representative or the independent witness, as applicable, by a dated signature on the first page of each report. The summary test reports shall be delivered to the Engineer and the Contractor as an electronic submittal. Hard copy reports shall be delivered to the Engineer for record retention.

Should any of the tested luminaires fail to satisfy the specifications and perform according to approved submittal information, all luminaires of that type, wattage, and distribution shall be deemed unacceptable and shall be replaced by alternate equipment meeting the specifications. The submittal and testing process shall then be repeated in its entirety. The Contractor may request in writing that unacceptable luminaires be corrected in lieu of replacement. The request shall identify the corrections to be made and upon approval of the request, the Contractor shall apply the corrections to the entire lot of unacceptable luminaires. Once the corrections are completed, the testing process shall be repeated, including selection of a new set of sample luminaires. The number of luminaires to be tested shall be the same quantity as originally tested.

The process of retesting corrected or replacement luminaires shall be repeated until luminaires for each type, wattage, and distribution are approved for the project. Corrections and re-testing shall not be grounds for additional compensation or extension of time. No luminaires shall be shipped from the manufacturer to the jobsite until all luminaire testing is completed and approved in writing.

Submittal information shall include a statement of intent to provide the testing as well as a request for approval of the chosen independent witness laboratory. All summary test reports, written reports, and the qualifications of the independent witness and laboratory shall be submitted for approval to the Bureau of Design and Environment in Springfield.

Construction: Examine all luminaires delivered to the jobsite prior to installation to ensure all specification requirements and Shop Drawing comments have been incorporated by the Manufacturer. Deficient luminaires shall not be installed and the Engineer shall be notified immediately.

Luminaires shall be adjusted with the use of a level placed along the fixture housing or other means approved by the manufacturer to make sure they are installed with their optics set to deliver optimum designed light levels on the roadway. Any dirt or film on LEDs and/or the optical assembly shall be thoroughly removed using cleaning methods approved by the manufacturer.

Basis of Payment: This work will be paid for at the contract unit price per each for Luminaire, LED, Horizontal Mount, of the wattage specified which shall be payment in full for all labor, equipment and material necessary to perform the work specified herein.

EXHIBIT A

Illinois Department of Transportation
 Luminaire Physical Inspection Checklist

IDOT Contract No: _____ Date: _____ Inspector: _____
 Luminaire Type: _____ Wattage: _____ Distribution: _____
 Packaging: _____

Inspection Item	Sample:	Sample:	Sample:	Sample:
Shipping carton properly labeled				
Packaging adequately secures and protects luminaire				

Luminaire Housing

Inspection Item	Sample:	Sample:	Sample:	Sample:
Paint and coatings even and reasonably unblemished				
Correct 7-pin receptacle in place and adequately sealed				
No dents, cracks, or other malformations present				
Correct seal of the housing and individual LEDs				
Internal and external labels correct				
Pole or bracket mounting hardware correct				

Light Source Compartment

Inspection Item	Sample:	Sample:	Sample:	Sample:
Lens properly secured to each LED or door or housing				
Lenses not cracked or scratched				
Correct number of LEDs and LED array assemblies				
LEDs correctly installed and oriented				
All fasteners are stainless steel				
Surfaces are smooth to prevent dirt accumulation				

Electrical Compartment

Inspection Item	Sample:	Sample:	Sample:	Sample:
Driver(s) is held securely in place				
Wiring is undamaged, protected from sharp edges, and neatly routed				
Terminations for incoming power wiring are clearly marked and correct for 10 AWG cables				
Driver has quick-disconnect plugs for power and lamp connections which cannot be mis-connected				
Photocell socket is securely mounted				
Photocell receptacle operates correctly				
All fasteners are stainless steel and captive				
Electrical components securely mounted on removable tray with quick-disconnect plugs for ease of maintenance				

Describe any deficiencies found:

LIGHTING CONTROLLER, SPECIAL

Description: This work shall consist of furnishing and installing a lighting controller as per plans to control the operation of the ornamental and conventional lighting units owned by Village of Utica.

The controller shall be according to all applicable portions of Section 1068.01 of the Standard Specifications, the plans, and as directed by the Engineer.

Basis of Payment: This work shall be paid for at the contract unit price per each for LIGHTING CONTROLLER, SPECIAL, which shall be payment in full for all labor, materials, and equipment required to complete the installation.

LIGHTING POLE FOUNDATION (SPECIAL)

Description: This work shall be in accordance with Article 836 of the Standard Specifications except for the following. Each LIGHT POLE FOUNDATION (SPECIAL) shall be 18" in diameter and of the depth specified in the plans.

Method of Measurement: This work shall be measured per foot.

Basis of Payment: This work shall be paid for at the contract unit price per foot for LIGHT POLE FOUNDATION (SPECIAL).

MAINTENANCE OF NAVIGATION

Description. This work shall consist of setting up work procedures, methods of protection, and scheduling work so as to maintain navigation through the bridge site to the satisfaction of the United States Coast Guard (USCG).

Materials. All lights, signs, and day markers shall conform to the applicable USCG regulations.

Construction Methods. The Contractor should submit within four (4) weeks of award, a PLAN OF OPERATIONS that will be forwarded to the USCG by the Engineer. The PLAN OF OPERATIONS shall include a schedule of construction activities.

The PLAN OF OPERATIONS which shall outline all of the operations affecting the waterway, including but not limited to, Contractor activities to facilitate bridge removal which may include salvaging existing items, demolition of the existing superstructure, demolition of the existing substructure elements, cofferdam installation maintenance and removal, temporary causeway installation maintenance and removal (if applicable), girder erection, use of falsework, other obstructions or other temporary construction activities, navigation light work, painting, concrete placement, or which will encroach upon navigation clearances, must be approved by the USCG.

The Contractor shall so conduct his work that the free navigation of the waterway shall not be unreasonably interfered with; that the present navigation depths shall not be impaired; and that the channel through the structure shall be promptly cleared of all falsework, piling or other obstructions placed therein or caused by the bridge, to the satisfaction of the USCG.

The plan shall also include details of all floating equipment and/or vessels that will be utilized, including size (dimensions), location, and length of time, including calendar dates that such equipment will be on the waterway. Location should be interpreted to mean the positioning of any and all vessels or temporary aggregate causeway in the waterway with respect to the bridge and the navigable channel. Method of anchorage or stabilization of all floating equipment, and location of mooring sites if applicable, shall be specified in the PLAN OF OPERATIONS.

The USCG will review the plan and provide comment to the Engineer within 45 days of receipt of said plan.

All correspondence with the USCG shall be coordinated through the Engineer who will forward the material to the following Coast Guard office:

District Commander
Attention: Eric Washburn, Bridge Administrator
1222 Spruce Street, Room 2.102D
St. Louis, MO 63103-2832
Staff Symbol: dwb
Phone: (314) 269-2378
Fax: (314) 269-2737
Email: Eric.Washburn@uscg.mil

All correspondence should reference the construction site as “Proposed IL 178 Bridge Replacement, Mile 229.6, Illinois Waterway.”

Activities in the Navigation Channel. A reasonable time limit will be allowed by the USCG for the Contractor’s operations in the navigation channel for activities including but not limited to clearing the navigational channel of demolition debris and restoring the navigational channel to full navigational capability. The amount of time allowed for work in, or closure of, the navigation channel for the Contractor’s activities in the river and navigation channel will be determined by the USCG after the USCG review of the PLAN OF OPERATIONS. River traffic cannot be detoured to another span. If the USCG requires revisions or additional information, the Engineer will direct the Contractor to furnish the additional information for resubmittal (by the Engineer) to the USCG.

Notification of Commencement of Work. The Contractor shall notify the Coast Guard two weeks prior to commencing any work that includes any of the activities in the PLAN OF OPERATIONS approved by the USCG.

The Contractor shall notify the USCG when construction work has reached a point where Contractor construction activities in the PLAN OF OPERATIONS are complete, but in no case, later than 90 days after the bridge has been opened to highway traffic.

The purpose of this clause is to provide advanced warning to commercial and other vessels utilizing the Illinois Waterway. Upon notification of Schedule of work, the USCG will issue a NAVIGATIONAL ALERT for the Spring Valley Segment of the waterway. The USCG and the Engineer must be notified immediately of any change in anticipated work schedules. The USCG and the Engineer shall be promptly notified when work is completed and all floating equipment has been withdrawn from the waterway.

Execution of Work over a Navigable Waterway – United States Coast Guard Requirements.

- a) Work shall be conducted in a manner that does not interfere with the free flow of navigation.
- b) The navigational clearances meeting the approval of the USCG shall be maintained at all times. As a minimum, the existing navigational clearances shall be maintained at all times, unless otherwise approved by the USCG.
- c) Navigable depths shall not be impaired at any time. The channel through the structure shall be promptly cleared of all falsework, piling, or all other obstructions placed therein or caused by the construction or demolition of the bridge. The Contractor shall continually work in a diligent manner to meet these requirements until obstructions are cleared. The Contractor shall cooperate with the USCG and other agencies including the U.S. Army Corps of Engineers in meeting the requirements to sweep the channel clean of construction and demolition debris. No temporary construction will be permitted within the clear navigation channel without USCG approval.
- d) Safety measures shall be implemented and exercised at all times to prevent accidental dropping of spark producing and/or flame producing particles or objects onto barges and vessels. All welding, flame cutting, and any other tasks having spark-producing potential shall cease when vessels are passing beneath the bridge.
- e) A contingency plan in the event of personnel absences or failure of equipment, and provisions for back up equipment and qualified personnel to operate the equipment shall be included when requested by the USCG.

- f) Radio communication shall be provided to assure coordination and adjustment of work activities with the approach and passing of commercial vessels, and any other maritime vessels utilizing radio communication to coordinate passage through the site.
- g) The Contractor shall furnish and display such lights and danger signals upon all of his floating plant, buoys, and temporary and permanent construction as may be required for guiding and warning boats. The Contractor shall in addition, comply with all applicable regulations of the USCG. While the existing or new navigation lights on the bridge are inoperative, the Contractor shall display suitable temporary navigation lights in accordance with the PLAN OF OPERATIONS. The Contractor is responsible for supplying any electrical power necessary for temporary lights and signals during construction. The Contractor shall verify that all navigational lights are functional and unobstructed at the completion of each work day.

Floating equipment must yield the right of way to commercial vessels.

Floating equipment shall display lights and signals as specified by INLAND NAVIGATIONAL RULES of 1980, copies of which are available from the United States Coast Guard.

- h) A PROJECT INFORMATION RECORD document shall be executed by the Contractor at the Preconstruction Meeting and a copy thereof shall be immediately submitted to the USCG office listed above. The USCG and the Engineer shall be promptly notified of any subsequent changes in the information provided thereon. A copy of the PROJECT INFORMATION RECORD document is included in these special provisions.

Basis of Payment. This item shall be paid for at the contract lump sum price for MAINTENANCE OF NAVIGATION, which price shall be considered as full payment for all costs incurred by the Contractor in connection with the work as described herein.

PROMPTLY COMPLETE AND RETURN TO:
District Commander
Attention: Eric Washburn, Bridge Administrator
1222 Spruce Street, Room 2.102D
St. Louis, MO 63103-2832
Staff Symbol: dwb
Phone: (314)269-2378 Fax: (314)269-2737
Email: Eric.Washburn@uscg.mil

PROJECT INFORMATION RECORD

NAME OF BRIDGE: IL 178, UTICA, IL RIVER/MILE: IL RIVER/229.6

PROJECT: REMOVE AND REPLACE IL 178 BRIDGE

PERMITEE: ILLINOIS DEPARTMENT OF TRANSPORTATION

RESIDENT ENGINEER OR INSPECTOR: _____

ADDRESS: _____

PHONE: _____
(Office) (Cell)

CONTRACTOR'S PERSON-IN-CHARGE: _____

ADDRESS: _____

PHONE: _____
(Office) (Cell)

SUBCONTRACTOR: _____

SUBCONTRACTOR'S PERSON-IN-CHARGE: _____

ALTERNATES: _____

START DATE: _____ EXPECTED COMPLETION DATE: _____

NAME OF WORK BOAT ON JOB: _____

RADIO CALL SIGN AND FREQUENCIES: _____

HOURS/DAYS OF OPERATION: _____

SIGNATURE

ORNAMENTAL LIGHT UNIT, COMPLETE

Description: This item shall consist of furnishing all materials, equipment and labor necessary to install Ornamental Lighting Unit as shown on the plans in accordance with applicable requirements of Section 821 and 830 of Standard Specifications, and as specified herein. This pay item shall also include the wiring, double pole fuse holders, and surge protector in the pole according to Section 821 of the Standard Specifications. Luminaire shall be CAL-1-L-T1-42LC-5-LED-4K-UNV-PT-BK-CLS or approved equal. Pole shall be RNTFA-40OD-.250-14'-AKB-343-AT3R-BK or approved equal.

Materials:

Pole, luminaires and foundation shall be coordinated unit in respect to finish, color, dimension, bolt circle diameter, anchor rod size and other properties.

The light pole California Aria LED with LED VisionBars. Fixture shall be a diecast aluminum fixture. The post top luminaire shall be a flat lens, IES full cutoff fixture. Optics shall be TYPE I (T1), 42 LED's, 530 mA, 70 nominal watts. Mounting shall be Post Top, Finish shall be Black with Quail-Guard textured thermoset polyester powder coat, minimum 3 millimeters thick. Cut off Louver Shield (CLS) shall be included. Finish color shall be black.

The pole height shall be 14 feet, shaft shall be a round, non-tapered, fluted aluminum, shaft diameter shall be 4 inches. Pole shaft shall be one-piece, seamless extruded or spun 6063 alloy aluminum with 0.250" minimum wall thickness. Finish color shall be black.

The pole base shall be a two-piece decorative fluted cast aluminum pole base manufactured by Visionaire Lighting DCB-12, or approved equal. The base shall be 2 piece clam shells. All anchor bolts shall be in accordance with ASTM A-153. The unit shall be provided with minimum five year warranty for LED fixtures and minimum two year warranty for poles and bases.

Installation: Lighting fixture shall be installed on the light pole foundation. Install per manufacturer's requirements.

Method of Measurement: Furnishing and installing ORNAMENTAL LIGHT UNIT, COMPLETE shall be counted, each. Furnishing, mounting and making the final connection shall be included in this pay item.

Basis of Payment: This work will be paid for at the contract unit price per each for ORNAMENTAL LIGHT UNIT, COMPLETE, which shall be payment in full for all labor, equipment and material necessary for the work specified herein.

REMOVAL AND DISPOSAL OF REGULATED SUBSTANCES

The work shall be according to Article 669 of the Standard Specifications and the following:

Qualifications. The term environmental firm shall mean an environmental firm with at least five (5) documented leaking underground storage tank (LUST) cleanups or that is pre-qualified in hazardous waste by the Department. Documentation includes but not limited to verifying remediation and special waste operations for sites contaminated with gasoline, diesel, or waste oil in accordance with all Federal, State, or local regulatory requirements and shall be provided to the Engineer for approval. The environmental firm selected shall not be a former or current consultant or have any ties with any of the properties contained within and/or adjacent to this construction project.

General. This Special Provision will likely require the Contractor to subcontract for the execution of certain activities.

All contaminated materials shall be managed as either “uncontaminated soil” or non-special waste. This work shall include monitoring and potential sampling, analytical testing, and management of a material contaminated by regulated substances. The Environmental Firm shall continuously monitor all soil excavation for worker protection and soil contamination. **Phase I Preliminary Engineering information is available through the District’s Environmental Studies Unit.** Soil samples or analysis without the approval of the Engineer will be at no additional cost to the Department. The lateral distance is measured from centerline and the farthest distance is the offset distance or construction limit whichever is less.

The Contractor shall manage any excavated soils and sediment within the following areas:

Site 2347V-6 (North Utica Wastewater Treatment Plant)

- Station 4+40 to Station 5+50 (IL 178), 0 to 60 feet LT (North Utica Wastewater Treatment Plant, PESA site 2347V-6 (2347/A-12), 800 block of S. Clark Street): This material meets the criteria of Article 669.09(a)(3) and shall be managed in accordance with Article 669.09. COC sampling parameters: benzo(a)pyrene and manganese.

Site 2347V-8 (LaFarge Utica Quarry)

- Station 9+55 to Station 12 +15 (IL 178), 0 to 60 feet RT (LaFarge Utica Quarry, PESA site 2347V-8 (2347/A-13), northwest corner of IL 178 and N. 27th Road): This material meets the criteria of Article 669.09(a)(2) and shall be managed in accordance with Article 669.09. COC sampling parameter: manganese.
- Station 12+15 to Station 13+00 (IL 178), 0 to 185 feet RT (LaFarge Utica Quarry, PESA site 2347V-8 (2347/A-13), northwest corner of IL 178 and N. 27th Road): This material meets the criteria of Article 669.09(a)(2) and shall be managed in accordance with Article 669.09. COC sampling parameter: manganese.

Site 2347V-9 (Vacant Land)

- Station 32+10 to Station 33+40 (Dee Bennett Road), 0 to 45 feet LT (Vacant Land, PESA site 2347V-9 (2347/A-15 [partial], 800 block of S. Clark Street and 2700 block of E. 8th Road): This material meets the criteria of Article 669.09(a)(3) and shall be managed in accordance with Article 669.09. COC sampling parameters: benzo(a)pyrene, manganese.

- Station 16+55 to Station 18+45 (IL 178), 60 to 180 feet LT (Vacant Land, PESA site 2347V-9 (2347/A-15 [partial], 800 block of S. Clark Street and 2700 block of E. 8th Road): This material meets the criteria of Article 669.09(a)(3) and shall be managed in accordance with Article 669.09. COC sampling parameter: benzo(a)pyrene.
- Station 17+00 to Station 20+75 (IL 178), 0 to 60 feet LT (Vacant Land, PESA site 2347V-9 (2347/A-15 [partial], 800 block of S. Clark Street and 2700 block of E. 8th Road): This material meets the criteria of Article 669.09(a)(2) and shall be managed in accordance with Article 669.09. COC sampling parameter: manganese.
- Station 20+75 to Station 24+50 (IL 178), 0 to 75 feet LT (Vacant Land, PESA site 2347V-9 (2347/A-15 [partial], 800 block of S. Clark Street and 2700 block of E. 8th Road): This material meets the criteria of Article 669.09(a)(2) and shall be managed in accordance with Article 669.09. COC sampling parameter: manganese.
- Station 21+55 to Station 22+70 (IL 178), 75 to 215 feet LT (Vacant Land, PESA site 2347V-9 (2347/A-15 [partial], 800 block of S. Clark Street and 2700 block of E. 8th Road): This material meets the criteria of Article 669.09(a)(3) and shall be managed in accordance with Article 669.09. COC sampling parameters: benzo(a)pyrene, manganese.
- Station 22+70 to Station 24+20 (IL 178), 75 to 220 feet LT (Vacant Land, PESA site 2347V-9 (2347/A-15 [partial], 800 block of S. Clark Street and 2700 block of E. 8th Road): This material meets the criteria of Article 669.09(a)(2) and shall be managed in accordance with Article 669.09. COC sampling parameter: manganese.

Site 2347V-10 (Vacant Land)

- Station 13+00 to Station 14+00 (IL 178), 0 to 70 feet RT (Vacant Land, PESA site 2347V-10 (2347/A-15 [partial], 2700 block of E. 8th Road): This material meets the criteria of Article 669.09(a)(2) and shall be managed in accordance with Article 669.09. COC sampling parameter: manganese.
- Station 17+60 to Station 23+50 (IL 178), 0 to 75 feet RT (Vacant Land, PESA site 2347V-10 (2347/A-15 [partial], 2700 block of E. 8th Road): This material meets the criteria of Article 669.09(a)(2) and shall be managed in accordance with Article 669.09. COC sampling parameter: manganese.

Site 2347V-12 (Illinois River)

- Station 24+50 to Station 31+50 (IL 178), 0 to 75 feet LT/RT (Illinois River, PESA site 2347V-12 (2347/A-16 [partial]), 2700 block of E. 8th Road): This material meets the criteria of Article 669.09(a)(3) and shall be managed in accordance with Article 669.09. COC sampling parameter: benzo(a)pyrene

Site 2347V-13 (Starved Rock State Park)

- Station 34+15 to Station 48+50 (IL 178), 0 to 220 feet LT (Starved Rock State Park, PESA site 2347V-13 (2347/A-17, 2347/A-18), 2668 E. 875th Road): This material meets the criteria of Article 669.09(a)(2) and shall be managed in accordance with Article 669.09. COC sampling parameter: manganese.
- Station 34+15 to Station 54+00 (IL 178), 0 to 75 feet RT (Starved Rock State Park, PESA site 2347V-13 (2347/A-17, 2347/A-18), 2668 E. 875th Road): This material meets the criteria of Article 669.09(a)(2) and shall be managed in accordance with Article 669.09. COC sampling parameters: arsenic and manganese.
- Station 48+50 to Station 52+00 (IL 178), 0 to 155 feet LT (Starved Rock State Park, PESA site 2347V-13 (2347/A-17, 2347/A-18), 2668 E. 875th Road): This material meets the criteria of Article 669.09(a)(1) and shall be managed in accordance with Article 669.09. COC sampling parameters: manganese, pH.

- Station 52+00 to Station 53+30 (IL 178), 0 to 90 feet LT (Starved Rock State Park, PESA site 2347V-13 (2347/A-17, 2347/A-18), 2668 E. 875th Road): This material meets the criteria of Article 669.09(a)(2) and shall be managed in accordance with Article 669.09. COC sampling parameter: manganese.
- Station 53+30 to Station 55+40 (IL 178), 0 to 155 feet LT (Starved Rock State Park, PESA site 2347V-13 (2347/A-17, 2347/A-18), 2668 E. 875th Road): This material meets the criteria of Article 669.09(a)(5) and shall be managed in accordance with Article 669.09. COC sampling parameters: tetrachloroethene (PCE), manganese.

REMOVAL OF EXISTING STRUCTURES

Description. After construction of the proposed IL 178 Bridge over the Illinois River and after the IL 178 traffic is shifted on to the new bridge, the entire existing IL 178 Bridge over the Illinois River shall be removed in accordance with Section 501 of the Standard Specifications for Road and Bridge Construction, in compliance with the special provision for Maintenance of Navigation, all project permits, as noted below and as directed by the Engineer. The scope of this item shall also include removal and disposal of miscellaneous items appurtenant to the structure, including but not limited to bridge expansion joint materials and anchorages, reinforcing steel, railings, drainage system components, bearings, etc. Structure excavation, including in-stream and out-of-stream work, required for the removal of structures and the necessary backfilling shall be included in this item. Coordination with the removal and/or regarding of the adjacent existing approach roadways shall also be included in this item.

Submittals. Demolition plans, procedures and timelines shall be prepared and sealed by an Illinois Licensed Structural Engineer and submitted to the Engineer for review and approval. Such plans, procedures and timelines shall also be subject to review and approval of the IDOT Bureau of Bridges and Structures. Structural plans and procedures for any proposed temporary structures used to facilitate access shall be prepared and sealed by an Illinois Licensed Structural Engineer. (Refer to the Special Provision "Temporary Facilities Installed by Contractor.")

General Construction Requirements. Demolition debris in the river may cause changes in the river currents and drainage patterns. The Contractor shall not leave demolition debris in the river for more than 7 days.

The existing concrete deck shall be removed prior to structural steel removal in the spans over the river. The Contractor shall take the necessary precautions to eliminate concrete from entering the river.

All concrete from the removal of the existing bridge in the river shall be removed from the river bed to the satisfaction of the Engineer.

Structure excavation required for removal of structures and the necessary backfilling shall be done in accordance with Section 502 of the Standard Specifications.

Tree removals required for the removal of existing bridge shall be approved in writing by the Engineer, and shall be performed according to Article 201.04 of the Standard Specification for Road and Bridge Construction

Excess dredged material shall not be used on site. It is to be removed and disposed of according to Article 202.03 of the Standard Specification for Road and Bridge Construction. Traffic on the adjacent new IL 178 Bridge shall be maintained and protected during removal of the existing structure.

The navigation lights shall be salvaged and delivered to the District 3 Test Road Facility, 1205 N. 30th Road, Ottawa, IL. The IDOT contact at the facility is John Dent, (815) 434-5229.

Method of Measurement. REMOVAL OF EXISTING STRUCTURES shall be measured for payment in units of each at the location designated on the plans.

REMOVAL OF PIER PROTECTION CELL

Description. This Item shall consist of removing and disposing of the existing pier protection cell and all appurtenances as indicated on the Plans, as encountered and as directed by the Engineer. All work shall comply with the applicable portions of Section 501 of the Standard Specification except as specified herein.

Prior to commencing work under this Item, the Contractor shall verify the location of all existing utilities in and under the river. The Contractor shall submit drawings and written documentation to the Engineer of such verification. All work under this Item shall be executed in such a manner so as not to disturb or damage the existing utilities.

The Contractor shall obtain all approvals and permits required for all operations as may be required for the removal of the existing pier protection cell.

All materials removed under this Item shall become the property of the Contractor and shall be disposed of by the Contractor off the site and in a lawful manner meeting all IDOT Policies and Procedures.

The Contractor shall comply with the requirements of all Contract Documents regarding work in the Illinois River.

Construction Requirements. The Contractor shall submit drawings, complete with a list of equipment and methods the contractor proposes to use for the removal and disposal of existing pier protection cell to the Engineer for review. Further, the Contractor shall submit copies of all approvals and permits for the work under this Item to the Engineer. All work under this Item shall be performed so as not to disturb adjacent facilities or construction. The removal shall include all sheet piles, concrete, ladders, wiring, and related materials encountered at existing pier protection cell

Method of Measurement. Removal of existing pier protection cell shall be measured for payment by the number (each) of the complete cell. No other or separate measurement will be made for this Item.

Basis of Payment. The work under this Item will be paid for at the Contract unit price each for REMOVAL OF PIER PROTECTION CELL, as indicated on the Plans and as specified herein.

ROCK FILL – EMBANKMENT

Description. This work shall consist of the furnishing and placement of rock fill at the locations indicated on the plans. This work shall be done as shown on the plans and as directed by the Engineer.

Materials. Materials shall meet the following requirements of the Standard Specifications:

Item	Article/Section
(a) Rock fill.....	1005

The rock fill shall be primary crusher run or shot rock, be uniformly graded, and have a maximum particle size of 18 inches.

Construction Requirements. Rock fill shall be placed following the excavation of unstable and/or unsuitable material. The rock fill shall be compacted to the satisfaction of the Engineer.

Method of Measurement. Rock fill will be measured for payment in cubic yards (cubic meters).

Basis of Payment. Rock fill will be paid for at the contract unit price per cubic yard (cubic meter) for ROCK FILL.

RUB RAIL

Description: This item shall consist of furnishing and erecting a wooden rub rail at the locations shown in the plans and Section 1007 of the "Standard Specifications for Road and Bridge Construction". A wood rub rail shall be attached to the guardrail posts as shown on the plans and as directed by the Engineer, to shield the back of the guardrail posts from pedestrians and bicyclists.

Materials: The Wood rub rail shall comply with the requirements of Article 1007.07 of the Standard Specifications. The wood surface shall be S4S. Preservative treatment shall be in accordance with Article 1007.12. Fasteners for attaching the wood railing shall be stainless steel accordingly to Article 1006.29 of the Standard Specifications.

All timber shall be stored and all cuts, abrasions, and bored holes shall be repaired according to Section 1007.13 of the Standard Specifications.

Method of Measurement: The rub rail will be measured for payment in feet of rail installed.

Basis of Payment: This work will be paid for at the contract unit price per foot for RUB RAIL. All material, including the timber, steel angles, and all hardware shall be included in the cost per foot of this work.

SANITARY SEWERS AND MANHOLES

This work shall consist of constructing new sanitary sewer and sanitary force main (including trenching and backfill), manholes for the new 18" sanitary line, sanitary manhole adjustment, sanitary manhole reconstruction, and abandoning and filling existing sanitary sewer and manholes as shown in the plans. Sanitary sewer materials, installation, manholes, and testing required to install sanitary sewer and manholes shall conform to the current edition of the Standard Specifications for Water and Sewer Construction in Illinois (Water and Sewer Specifications).

The sewer shall remain in service at all times except as directed by the Engineer. Work and materials that are required for pumping and routing of sewer flows around the work area shall be considered included in the cost of the sanitary sewer.

Excavation and Foundation. Conform to Article 550.04 of the Standard Specifications.

Backfill. Conform to Article 550.07 of the Standard Specifications and the detail shown in the plans. Backfill shall be compacted using Method 1.

Bedding, haunching and initial backfill shall be considered included in the cost of the sanitary sewer pipe. Final backfill shall be trench backfill in accordance with Section 208 of the Standard Specifications.

Sanitary Sewers. Conform to Section 31 of the Water and Sewer Specifications. Sanitary sewer pipe shall be in accordance with Section 30-4.04 of the Water and Sewer Specifications. Material for sanitary pipe shall be PVC and force main pipe shall be HDPE. The sanitary sewer to be installed at Sta. 8±00 for a future village connection shall be capped at each end in a manner satisfactory to the Engineer.

Sanitary Sewer Manholes for new 18" line. Conform to Section 32 of the Water and Sewer Specifications. Sanitary manholes shall be 4-foot diameter precast watertight manholes without manhole steps in accordance with Section 32-4 of the Water and Sewer Specifications.

Sanitary Manholes to Be Reconstructed. The existing manhole at Sta. 8+25 RT will require the force main sewer to be adjusted downward. This manhole will require rebuilding and a change to a flat top slab lid. The force main will be directed into a new hole cored into the existing manhole. This work shall be coordinated with the Village of North Utica. The Village may be able to temporarily turn off the force main within a limited time frame to allow its re-connection with the manhole, based on the discharge from the Grand Bear resort south of the Illinois River, and how much sewer flow is being generated.

The Contractor shall protect existing manholes that will be temporarily buried under stage construction by use of a metal plate or other suitable means subject to the satisfaction of the Engineer. The protection shall be removed when it is no longer needed. If emergency access to the manhole is needed during stage construction, the Contractor shall be responsible for removal and replacement of the protection. This work will not be paid for separately but shall be considered as included in the contract.

Filling Abandoned Sanitary Sewer and Manholes. This work shall be performed in accordance with Article 550.05 except that all abandoned sanitary sewer pipes shall be completely filled and plugged with SI concrete. Abandoned manholes shall also be removed to within 1 foot of finished grade.

Testing. Sanitary sewer shall be air tested and tested for deflection in accordance with Sections 31-1.12 and 31-1.13 of the Water and Sewer Specifications. Sanitary sewer manholes shall be vacuum tested in accordance with Section 32-12 of the Water and Sewer Specifications. Testing shall be considered included in the cost of the items to be tested.

Method of Measurement. Sanitary sewer will be measured for payment in place to the inside walls of manholes except for the future sanitary sewer crossing IL 178 at Sta. 8±00, which will be measured for payment along the length of sewer pipe placed.

Trench backfill and excavation in rock will be measured for payment according to Article 550.09 of the Standard Specifications.

Basis of Payment. This work will be paid for at the contract unit price per foot for SANITARY SEWER or SANITARY FORCE MAIN of the pipe material and diameter. Adjustment or rebuilding of existing sanitary manholes will be paid for at the contract unit price per each for SANITARY MANHOLES TO BE ADJUSTED or SANITARY MANHOLES TO BE RECONSTRUCTED of the type specified. Manholes along the new 18" sanitary line will be paid for at the contract unit price per each for MANHOLES of the type specified. Abandoning and filling existing sanitary manholes will be paid for at the contract unit price each for ABANDON AND FILL EXISTING SANITARY MANHOLE and filling existing sanitary sewers will be paid for at the contract unit price per cubic yard for FILL EXISTING SANITARY SEWERS.

Removal of sanitary force main shall not be paid for separately, but shall be considered included in the cost for SANITARY FORCE MAIN.

Trench backfill, excavation in rock, and removal and replacement of unsuitable material below plan bedding grade will be paid for according to Article 550.10 of the Standard Specifications.

TEMPORARY FACILITIES INSTALLED BY CONTRACTOR

Description. This work shall consist of all labor, materials and equipment necessary to provide and subsequently remove temporary facilities required and installed by the Contractor to enable access to work areas during construction.

General Construction Requirements. All means and methods employed for the installation and subsequent removal of temporary facilities to be installed by the Contractor for access or for any other reason shall be in compliance with all project permits.

The plans for temporary facilities shall be submitted to the Engineer for review and acceptance prior to starting the work. Review, acceptance and/or comments by the Department, USACE, and the USCG shall not be construed to guarantee the safety or compliance with all applicable specifications, codes, or contract requirements, and shall neither relieve the Contractor of the responsibility and liability to comply with these requirements, nor create liability for the Department, USACE, nor the USCG. The Contractor is responsible for meeting all IDOT, USACE, and the USCG requirements. No additional compensation or time shall be allowed for USACE or USCG restrictions. The plans shall be submitted 90 days prior to beginning work. The Contractor shall not proceed with work until written approval from each of the approval agencies has been received. Approval agencies are IDOT, USACE, and the USCG. Significant changes to the plans in the field must be approved by the Engineer.

The Contractor may elect to use a temporary work bridge or other temporary structure in the river and floodplains to facilitate construction. The construction of the River Bridge may take place during periods of high water. The Contractor shall consider the effects of scour on any temporary substructures and on the existing and proposed bridge foundations. The Contractor shall consider the effects of high flood waters on any temporary superstructures and ensure that any temporary means does not impact or adversely affect the existing or proposed substructures. If temporary barges, work bridges, or platforms are used for access in the river, the Contractor shall keep the navigation waterway clear and open in compliance with the project permits. After a temporary work bridge, platform or any other facility is no longer needed, it shall be removed per Article 513.08 of the Standard Specifications for Road and Bridge Construction. Prior coordination with the Illinois Department of Natural Resources (IDNR) indicates that a temporary causeway in the floodplain or floodway is not feasible due to potential impacts to sensitive receptors during flood events. The Contractor shall be responsible for obtaining approval for any temporary facilities requiring an IDNR permit and not approved by Permit No. DS2016047. The Engineer will make available the hydraulic model for S.N. 050-0256 upon request of the Contractor.

Haul roads may constitute part of the temporary facilities installed and subsequently removed by the Contractor. Haul roads shall be constructed with materials (i.e., coarse aggregate) meeting the requirements of Article 1004.04 of the Standard Specifications, except if pit run gravel is used, prior approval of the source may be required by the Engineer. Upon completion of the work, the haul road shall be removed and the floodplains returned to their original contours or the contours called for in the plans. Any additional tree removal for haul roads, other than noted in the plans, shall not be measured nor paid for separately, but shall be considered as included in the unit cost of the various related pay items in the contract.

Crane mats shall be used as a temporary wetland protection measure. The area to be protected shall be adequately dewatered and prepared as shown on the plans and detailed in the applicable special provisions. Equipment used to lift and place the mats and the condition of the area shall be approved by the Engineer. If applicable, a manufacturer's representative shall be available for on premise oversight during initial installation for a length of time deemed necessary by the Engineer. Throughout the installation process the mats shall be installed in a manner so that they will maintain intimate contact with the prepared bedding. Placement of the mats on the side slopes shall begin at the toe and proceed up. Any additional manufacturer's specifications with regards to method of placement shall be adhered to. Surplus or waste material shall be disposed of according to Article 202.03 of the Standard Specifications for Road and Bridge Construction. Excess excavated material shall not remain in the flood plain, nor shall it be placed within the banks of the waterway.

Submittals. If the Contractor elects to use a temporary work bridge, structural plans and procedures shall be prepared and sealed by an Illinois Licensed Structural Engineer, and submitted to the Engineer for review and approval.

Basis of Payment. Temporary facilities installed by the Contractor and their subsequent removal shall not be measured nor paid for separately but shall be considered as included in the unit cost of the various related pay items in the contract.

TEMPORARY INLET

This work consists of providing temporary inlets during stage construction to promote pavement drainage where the existing inlets will be covered up. The inlets shall be connected to the temporary pipe drains, and design and method of connection will be subject to approval of the Engineer.

Basis of Payment. This work will be paid for at the contract unit price each for TEMPORARY INLET.

TEMPORARY PAVEMENT

Description: This item shall include all materials, labor, and equipment necessary to construct temporary pavement at the locations shown in the plans, or as directed by the Engineer.

Materials: The temporary pavement shall consist of 2" Hot-Mix Asphalt Surface Course, 6" Hot-Mix Asphalt Binder Course and 4" Aggregate Base Course Type A. The PCC option for temporary pavement shall be Portland Cement Concrete Base Course 8". The bituminous mix design shall be as shown in the plans. The temporary pavement shall be constructed in accordance with the applicable descriptions in Sections 406, Section 351 and Section 210 of the Standard Specifications and details in the plans.

Basis of Payment: This work shall be paid for at the contract unit price per square yard for TEMPORARY PAVEMENT, which price shall be payment in full for all materials, labor and equipment necessary to perform the work as specified herein.

TEMPORARY PAVEMENT REMOVAL

Description: This item shall include all labor and equipment necessary to remove temporary pavement when it is no longer needed, at the locations shown in the plans, or as directed by the Engineer.

Materials: The work shall be performed in accordance with the applicable portions of Section 440 of the Standard Specifications.

Basis of Payment: This work shall be paid for at the contract unit price per square yard for TEMPORARY PAVEMENT REMOVAL, which price shall be payment in full for all labor and equipment necessary to perform the work as specified herein.

TRAFFIC CONTROL AND PROTECTION (SPECIAL)

Description. This item of work shall include furnishing, installing, maintaining, replacing, relocating and removing all Traffic Control Devices used for the purpose of regulating, warning, directing or detouring traffic during construction of this project. Traffic Control Devices includes signs and their supports, temporary traffic signals and all related equipment, barricades with sand bags, channelizing devices, warning lights, arrow boards, flaggers, or any other device used for the purpose of regulating, detouring, warning or guiding traffic through or around the construction zone.

Any traffic control required for advance work prior to the stage construction shown in the plans, or upon completion of stage construction, shall be included in this pay item.

Traffic control and protection shall be provided in accordance with Section 701 of the Standard Specifications, the “Illinois Manual on Uniform Traffic Control Devices for Streets and Highways”, applicable Highway Standards, the contract plans and details, the Special Provisions, or as directed by the Engineer.

Special Events:

All lanes to remain open and no work which will require movement of vehicles to and from the work site or which will otherwise interfere with traffic will be allowed during the following holiday periods:

Event	Dates	Times
Burgoo weekend 2017	October 6, 2017 to October 9, 2017	4:00 P.M. Friday to 6:00 A.M. Monday
Burgoo weekend 2018	October 5, 2018 to October 8, 2018	4:00 P.M. Friday to 6:00 A.M. Monday

Basis of Payment. All traffic control and protection will be paid for at the contract lump sum price for TRAFFIC CONTROL AND PROTECTION (SPECIAL). This price shall be payment in full for all labor, materials, transportation, handling, and incidental work necessary to furnish, install, maintain and remove all traffic control devices required by the appropriate standards including, but not limited to, 701011, 701201, 701301, 701306, 701311, 701326, 701427, 701501, 701901, 704001, B.L.R. 18-6, and as indicated in the plans, specifications, and special provisions, and as approved by the Engineer.

TEMPORARY PAVEMENT MARKING LINE, PAVEMENT MARKING TAPE, SHORT TERM PAVEMENT MARKING REMOVAL, and PAVEMENT MARKING REMOVAL – WATER BLASTING will be paid for separately.

Temporary concrete barrier will be measured and paid for according to Section 704 of the Standard Specifications.

Traffic Control Surveillance will be paid for at the contract unit price per calendar day or fraction thereof for TRAFFIC CONTROL SURVEILLANCE.

UNIT DUCT, 600V, 2-1C NO.6, 2-1C NO.8, 1/C NO.8 GROUND, (XLP-TYPE USE), 1 1/2" DIA. POLYETHYLENE

Description: This work shall consist of furnishing and installing UNIT DUCT, 600V, 2-1C NO.6, 2-1C NO.8, 1/C NO.8 GROUND, (XLP-TYPE USE), 1 1/2" DIA. POLYETHYLENE as shown on the plans.

Materials: Materials shall be according to Article 816 and Section 1066 of the Standard Specifications.

Basis of Payment: This work will be paid for at the contract unit price per foot installed for UNIT DUCT, 600V, 2-1C NO.6, 2-1C NO.8, 1/C NO.8 GROUND, (XLP-TYPE USE), 1 1/2" DIA. POLYETHYLENE.

VERTICAL CLEARANCE GAUGE

Description. This work shall consist of all labor, materials and equipment necessary to design, furnish and install the vertical clearance gauges as shown in the plans, specified herein, and as directed by the Engineer. The gauges indicate the vertical clearance between the low steel of the bridge span above the navigation channel and the level of the water, measured to the bottom of the foot marks and read from top to bottom. The locations of the gauges are shown in the plans.

Construction Requirements. The gauges shall meet the applicable U.S. Coast Guard requirements, including Title 33 “Navigation and Navigable Waters”, Part 118 “Bridge Lighting and Other Signals” of the Code of Federal Regulations (33 CFR 118). The CFR is available online at: <http://www.ecfr.gov> and the U.S. Coast Guard Bridge Lighting Manual is available online at:

<http://www.uscg.mil/hq/cg5/cg551/Lighting.pdf>

The gauges shall be composed of white reflective aluminum sign panel with black gauge markings and numerals. The sign panel shall be reinforced with steel frame as required by the manufacturer’s design. The sign panel shall be attached to the concrete pier according to the manufacturer’s design and details for the sign supports. The design and details of the sign panel and the support brackets will be subject to approval by the Engineer.

The clearance markings shall be verified by measuring the vertical clearance relative to the low steel of the bridge span.

Submittals. Complete design calculations and details of the sign panels, including but not limited to the proposed materials, panel reinforcement, installation brackets and paint system, shall be submitted to the Engineer for approval prior to fabrication.

Basis of Payment. This work shall not be paid for separately but shall be included in CONCRETE STRUCTURES.

WATER MAIN

This work shall consist of installing new water main, steel casing, removing and installing new fire hydrants and associated valves and fittings, and new water service including tapping valves and service line. All work shall conform to the current edition of the Standard Specifications for Water and Sewer Construction in Illinois (Water and Sewer Specifications).

Water Main and Fittings. Conform to Section 40 of the Water and Sewer Specifications. Water main shall be PVC.

Water Service Line. This work shall consist of installing a new water service line, service valve and box. All work shall conform to the current edition of the Standard Specifications for Water and Sewer Construction in Illinois (Water and Sewer Specifications) and includes all materials, fittings, corporation valve, installation including backfill, connections, abandoning existing service and all miscellaneous work to install complete water service as shown on the plans. Water service installation shall conform to Section 41 of the Water and Sewer Specifications. Service line shall be 1" copper. A minimum cover of four feet (4') shall be provided. Conform to Section 40 of the Water and Sewer Specifications. Valves shall conform to Section 42 of the Water and Sewer Specifications.

Fire Hydrant. The existing fire hydrant shall be removed and replaced to the new hydrant lead. Work shall conform to Section 45 of the Water and Sewer Specifications. A new hydrant lead, valve, thrust blocks, and associated fittings and appurtenances shall be installed at the new location as shown in the plans. A minimum cover of four feet (4') shall be provided. The existing main shall remain in service at all times. The existing hydrant lead and valve shall be removed and the existing lead capped at the main.

Valve Boxes shall conform to Section 44 of the Water and Sewer Specifications.

Thrust Blocking. Provide thrust blocks at all bends, tees, caps, valves and hydrants. Conform to Article 41-2.10 of the Water and Sewer Specifications and the detail in the plans.

Excavation and Foundation. Conform to Article 550.04 of the Standard Specifications.

Backfill. Conform to Article 550.07 of the Standard Specifications and the detail shown in the plans. Backfill shall be compacted using Method 1.

Disinfection. Disinfect new installation by spraying a solution of 300 mg/L chlorine. Flush the chlorine solution immediately after installation. Conform to Paragraph 45-3.24 of the Water and Sewer Specifications.

Method of Measurement. Trench backfill and excavation in rock will be measured for payment according to Article 550.09 of the Standard Specifications.

Basis of Payment. Fire hydrants will be paid for at the contract unit price per each for FIRE HYDRANTS which will include all materials and work to install hydrants. Removal of fire hydrants will be paid for at the contract unit price per each for FIRE HYDRANTS TO BE REMOVED which will include all work and remove existing hydrant and hydrant leads.

Steel casings will be paid for at the contract unit price per lineal foot for STEEL CASINGS of the size specified.

Water valves will be paid for at the contract unit price per each for WATER VALVES or TAPPING VALVES AND SLEEVES of the type specified.

New valve boxes will be paid for at the contract unit price per each for VALVE BOX of the type specified. Valve boxes to be removed will be paid for at the contract unit price per each for VALVE BOXES TO BE REMOVED.

Abandoning the existing water main in place, including costs of disconnection and cutover to the new water main, shall be considered included in the cost of WATER MAIN.

All items required for water main installation not paid for separately herein or included in Paragraph 41-1 of the Water and Sewer Specifications shall be considered included in the cost of WATER MAIN.

Trench backfill, excavation in rock, and removal and replacement of unsuitable material below plan bedding grade will be paid for according to Article 550.10 of the Standard Specifications.

TREE REMOVAL

The Army Corps of Engineers permit will expire on March 18, 2017. However, if construction activities begin before this date, the project will be covered under this permit for one year past the expiration date. Therefore, in order to assure that the permit remains in effect, the Contractor shall begin tree removal operations on or before March 17, 2017.

Also, in order to protect Indiana Bats and Northern Long-Eared Bats, no trees 3 inches or greater diameter at breast height shall be cleared between April 1 and November 15.

EXISTING CONDUIT ATTACHED TO STRUCTURE

The existing AT&T conduit attached to the structure contains asbestos and must be removed before demolition of the bridge. AT&T has agreed to safely remove this conduit. The Contractor shall notify the Engineer six weeks before demolition of the bridge, so the Engineer can ensure the work will be done in a timely matter.

HIGH LOAD MULTI-ROTATIONAL BEARINGS

Effective: October 13, 1988

Revised: April 1, 2016

Description. This work shall consist of furnishing and installing High Load Multi-Rotational type bearing assemblies at the locations shown on the plans.

High Load Multi-Rotational (HLMR) bearings shall be one of the following at the Contractors option unless otherwise noted on the plans:

- a) Pot Bearings. These bearings shall be manufactured so that the rotational capability is provided by an assembly having a rubber disc of proper thickness, confined in a manner so it behaves like a fluid. The disc shall be installed, with a snug fit, into a steel cylinder and confined by a tight fitting piston. The outside diameter of the piston shall be no more than 0.03 in. (750 microns) less than the inside diameter of the cylinder at the interface level of the piston and rubber disc. The sides of the piston shall be beveled. PTFE sheets, or silicone grease shall be utilized to facilitate rotation of the rubber disc. Suitable brass sealing rings shall be provided to prevent any extrusion between piston and cylinder.
- b) Shear Inhibited Disc Type Bearing. The Structural Element shall be restricted from shear by the pin and ring design and need not be completely confined as with the Pot Bearing design. The disc shall be a molded monolithic Polyether Urethane compound.

These bearings shall be further subdivided into one or more of the following types:

- 1) Fixed. These allow rotation in any direction but are fixed against translation.
- 2) Guided Expansion. These allow rotation in any direction but translation only in limited directions.
- 3) Non-Guided Expansion. These allow rotation and translation in any direction.

The HLMR bearings shall be of the type specified and designed for the loads shown on the plans. The design of the top and bottom bearing plates are based on detail assumptions which are not applicable to all suppliers and may require modifications depending on the supplier chosen by the Contractor. The overall depth dimension for the HLMR bearings shall be as specified on the plans. The horizontal dimensions shall be limited to the available bearing seat area. Any modifications required to accommodate the bearings chosen shall be submitted to the Engineer for approval prior to ordering materials. Modifications required shall be made at no additional cost to the State. Inverted pot bearing configurations will not be permitted.

The Contractor shall comply with all manufacturer's material, fabrication and installation requirements specified.

All bearings shall be supplied by prequalified manufacturers. The Department will maintain a list of prequalified manufacturers.

Submittals. Shop drawings shall be submitted to the Engineer for approval according to Article 105.04 of the Standard Specifications. In addition the Contractor shall furnish certified copies of the bearing manufacturer's test reports on the physical properties of the component materials for the bearings to be furnished and a certification by the bearing manufacturer stating the bearing assemblies furnished conform to all the requirements shown on the plans and as herein specified. Submittals with insufficient test data and supporting certifications will be rejected.

Materials. The materials for the HLMR bearing assemblies shall be according to the following:

- (a) Elastomeric Materials. The rubber disc for Pot bearings shall be according to Article 1083.02(a) of the Standard Specifications.
- (b) Polytetrafluoroethylene (PTFE) Material. The PTFE material shall be according to Article 1083.02(b) of the Standard Specifications.
- (c) Stainless Steel Sheets: The stainless steel sheets shall be of the thickness specified and shall be according to Article 1083.02(c).
- (d) Structural Steel. All structural steel used in the bearing assemblies shall be according to AASHTO M 270, Grade 50 (M 270M Grade 345), unless otherwise specified.
- (e) Threaded studs. The threaded stud, when required, shall conform to the requirements of Article 1083.02(d)(4) of the Standard Specifications.

- (f) Polyether Urethane for Disc bearings shall be according to all of the following requirements:

PHYSICAL PROPERTY	ASTM TEST METHOD	REQUIREMENTS	
Hardness, Type D durometer	D 2240	45 Min	65 Max
Tensile Stress, psi (kPa) At 100% elongation, min	D 412	1500 psi (10,350 kPa)	2300 psi (15,900 kPa)
Tensile Stress, psi (kPa) At 200% elongation, min	D 412	2800 psi (19,300 kPa)	4000 psi (27,600 kPa)
Tensile Strength, psi (kPa), min	D 412	4000 psi (27,600 kPa)	6000 psi (41,400 kPa)
Ultimate Elongation, %, min	D 412	350	220
Compression Set 22 hr. at 158 °F (70 °C), Method B %, max	D 395	40	40

The physical properties for a durometer hardness between the minimum and maximum values shown above shall be determined by straight line interpolation.

Design. The fabricator shall design the HLMR bearings according to the appropriate AASHTO Design Specifications noted on the bridge plans.

Fabrication. The bearings shall be complete factory-produced assemblies. They shall provide for rotation in all directions and for sliding, when specified, in directions as indicated on the plans. All bearings shall be furnished as a complete unit from one manufacturing source. All material used in the manufacture shall be new and unused with no reclaimed material incorporated into the finished assembly.

The translation capability for both guided and non-guided expansion bearings shall be provided by means of a polished stainless steel sliding plate that bears on a PTFE sheet bonded and recessed to the top surface of the piston or disc. The sliding element of expansion bearings shall be restrained against movement in the fixed direction by exterior guide bars capable of resisting the horizontal forces or 20 percent of the vertical design load on the bearing applied in any direction, whichever is greater. The sliding surfaces of the guide bar shall be of PTFE sheet and stainless steel. Guiding off of the fixed base, or any extension of the base, will not be permitted.

Structural steel bearing plates shall be fabricated according to Article 505.04(l) of the Standard Specifications. Prior to shipment the exposed edges and other exposed portions of the structural steel bearing plates shall be cleaned and given a corrosion protection coating as specified on the plans and according to the applicable Special Provisions and Articles 506.03 and 506.04 of the Standard Specifications. During cleaning and coating the stainless steel, PTFE sheet and neoprene shall be protected from abrasion and coating material.

PTFE sheets shall be bonded to steel under factory controlled conditions using heat and pressure for the time required to set the epoxy adhesive used. The PTFE sheet shall be free from bubbles and the sliding surface shall be burnished to an absolutely smooth surface.

The steel piston and the steel cylinder for pot bearings shall each be machined from a solid piece of steel. The steel base cylinder shall be either integrally machined, recessed into with a snug fit, or continuously welded to its bottom steel bearing plate.

Packaging. Each HLMR bearing assembly shall be fully assembled at the manufacturing plant and delivered to the construction site as complete units. The assemblies shall be packaged, crated or wrapped so the assemblies will not be damaged during handling, transporting and shipping. The bearings shall be held together with removable restraints so sliding surfaces are not damaged.

Centerlines shall be marked on both top and base plates for alignment in the field. The bearings shall be shipped in moisture-proof and dust-proof covers.

Performance Testing. The following performance tests are required. All tests shall be performed by the manufacturer prior to shipment. Where lot testing is permitted, a lot size shall be the number of bearings per type on the project but not to exceed 25 bearings per type.

Dimension Check. Each bearing shall be checked dimensionally to verify all bearing components are within tolerances. Failure to satisfy any dimensional tolerance shall be grounds for rejecting the bearing component or the entire bearing assembly.

Clearance Test. This test shall be performed on one bearing per lot. The bearing selected for this test shall be the one with the least amount of clearance based on the dimension check. The bearing assembly shall be loaded to its service limit state rated capacity at its full design rotation but not less than 0.02 radians to verify the required clearances exist. This test shall be performed twice for each bearing with the rotation oriented longitudinally with the bridge once in each direction. Any visual signs of rubbing or binding shall be grounds for rejection of the lot.

Proof Load Test. This test shall be performed on one bearing per lot. The bearing assembly shall be load tested to 150 percent of the service limit state rated capacity at a rotation of 0.02 radians. The load shall be maintained for 5 minutes, removed then reapplied for 5 minutes. If the load drops below the required value during either application, the test shall be restarted from the beginning. This test shall be performed twice for each bearing with the rotation oriented longitudinally with the bridge once in each direction.

The bearing shall be visually examined both during the test and upon disassembly after the test. Any resultant visual defects include, but are not limited to:

1. Extruded or deformed elastomer, polyether urethane, or PTFE.
2. Insufficient clearances such as evidence of metal to metal contact between the pot wall and the top plate.
3. Damaged components such as cracked steel, damaged seal rings, or damaged limiting rings.
4. Bond failure.

If any of the above items are found it shall be grounds for rejection of the lot.

Sliding Friction Test. For expansion bearings, this test shall be performed on one bearing per lot. The sliding surfaces shall be thoroughly cleaned with a degreasing solvent. No lubrication other than that specified for the bearing shall be used. The bearing shall be loaded to its service limit state rated capacity for 1 hour prior to and throughout the duration of the sliding test. At least 12 cycles of plus and minus sliding with an amplitude equaling the smaller of the design displacement and 1 inch (25 mm) shall then be applied. The average sliding speed shall be between 0.1 inch and 1.0 inches (2.5 mm and 25 mm) per minute. The sliding friction coefficient shall be computed for each direction of each cycle and its mean and standard deviation shall be computed for the sixth through twelfth cycles.

The friction coefficient for the first movement and the mean plus two standard deviations for the sixth through twelfth cycles shall not exceed the design value used. In addition, the mean value for the sixth through twelfth cycles shall not exceed 2/3 of the design value used. Failure of either of these shall result in rejection of the lot.

The bearing shall also be visually examined both during and after the testing, any resultant defects, such as bond failure, physical destruction, or cold flow of the PTFE shall also be cause for rejection of the lot.

The Contractor shall furnish to the Department a notarized certification from the bearing manufacturer stating the HLMR bearings have been performance tested as specified. The Contractor shall also furnish to the Engineer of Tests at the Bureau of Materials and Physical Research (126 East Ash Springfield, IL 62704) a purchase order prior to fabrication. The purchase order shall contain, as a minimum, the quantity and size of each type of bearing furnished. The Department reserves the right to perform any of the specified tests on one or more of the furnished bearings. If the tested bearing shows failure it shall be replaced and the remaining bearings shall be similarly tested for acceptance at the Contractor's expense. When directed by the Engineer, the manufacturer shall furnish an additional bearing assembly and/or random samples of component materials used in the bearings, for testing by the Department, according to Article 1083.04 of the Standard Specifications.

Installation. The HLMR bearings shall be erected according to Article 521.05 of the Standard Specifications.

Exposed edges and other exposed portions of the structural steel plates shall be field painted as specified for Structural Steel.

Basis of Payment. This work will be paid for at the contract unit price each for HIGH LOAD MULTI-ROTATIONAL BEARINGS, FIXED; HIGH LOAD MULTI-ROTATIONAL BEARINGS, GUIDED EXPANSION; or HIGH LOAD MULTI-ROTATIONAL BEARINGS, NON-GUIDED EXPANSION of the load rating specified.

When the fabrication and erection of HLMR bearings is accomplished under separate contracts, the applicable requirements of Article 505.09 shall apply.

Fabricated HLMR bearings and other materials complying with the requirements of this item, furnished and accepted, will be paid for at the contract unit price each for FURNISHING HIGH LOAD MULTI-ROTATIONAL BEARINGS, FIXED, FURNISHING HIGH LOAD MULTI-ROTATIONAL BEARINGS, GUIDED EXPANSION or FURNISHING HIGH LOAD MULTI-ROTATIONAL BEARINGS, NON-GUIDED EXPANSION of the load rating specified.

Storage and care of fabricated HLMR bearings and other materials complying with the requirements of this item by the Fabrication Contractor beyond the specified storage period, will be paid for at the contract unit price per calendar day for STORAGE OF HIGH LOAD MULTI-ROTATIONAL BEARINGS if a pay item is provided for in the contract, or will be paid for according to Article 109.04 if a pay item is not provided in the contract.

HLMR bearings and other materials fabricated under this item erected according to the requirements of the specifications, and accepted, will be paid for at the contract unit price each for ERECTING HIGH LOAD MULTI-ROTATIONAL BEARINGS, FIXED, ERECTING HIGH LOAD MULTI-ROTATIONAL BEARINGS, GUIDED EXPANSION or ERECTING HIGH LOAD MULTI-ROTATIONAL BEARINGS, NON-GUIDED EXPANSION of the load rating specified.

MODULAR EXPANSION JOINT

Effective: May 19, 1994

Revised: December 29, 2014

Description. This work shall consist of furnishing and installing a modular expansion joint(s) as shown on the plans, and according to applicable portions of Section 520 of the Standard Specifications.

General. The expansion joint device shall be capable of handling the specified longitudinal movement. In addition, when specified, the joint shall also be capable of handling the differential non-parallel longitudinal movement. The expansion joint device shall effectively seal the joint opening in the deck surface and barrier curbs against the entrance of water and foreign materials. There shall be no appreciable change in the deck surface plane with the expansion and contraction movements of the bridge.

The device shall consist of a shop-fabricated modular assembly of transverse neoprene seals, edge and separation beams, bearing on support bars spanning the joint opening. The assembly shall maintain equal distances between intermediate support rails, at any cross section, for the entire length of the joint. The assembly shall be stable under all conditions of expansion and contraction, using a system of longitudinal control springs and upper and lower support beam bearings and springs.

At sidewalks, concrete median barriers and concrete parapet joints, a sliding steel plate shall be fabricated and installed according to the plans. Painting or galvanizing of sliding steel plates shall be as specified on the plans.

Suppliers: The Department maintains a pre-qualified list of proprietary structural systems allowed for modular expansion joints. This list can be found on the Departments web site under Prequalified Structural Systems. The Contractor's options are limited to those systems pre-qualified by the Department. These systems have been reviewed for structural feasibility and adequacy only. Presence on this list shall in no case relieve the Contractor of the site specific design or QC/QA requirements stated herein.

The manufacturer shall provide evidence of current certification by AISC according to Article 106.08(d) of the Standard Specifications.

Submittals: Shop drawings and a copy of the calculations and support documents shall be submitted to the Engineer for approval according to Article 105.04 of the Standard Specifications. Submittals will be required for each modular expansion joint device specified. In addition the Contractor shall provide the Department with a certification of compliance by the manufacturer listing all materials in the system. The certification shall attest that the system conforms to the design and material requirements and be supported by a copy of the successful results of the fatigue tests performed on the system as herein specified. Submittals with insufficient test data and supporting certifications will be rejected.

The shop drawings shall include tables showing the total anticipated movements for each joint and the required setting width of the joint assemblies at various temperatures.

Design Requirements: The maximum vertical, transverse and horizontal rotations and displacements shall be defined and included in the design.

The expansion joint device(s) shall be designed, detailed and successfully tested, according to Section 14 of the AASHTO LRFD Bridge Design Specifications.

Top, bottom and sides of support bars shall be restrained to prevent uplift, transmit bearing loads, and maintain the lateral position of the bars.

The total movement of each individual sealing element shall not exceed 3 in. (75 mm).

Materials:

- (a) Metals. Structural Steel. All structural steel shall be according to AASHTO M 270, Grade 50 (M 270M Grade 345), unless otherwise specified.

Stainless steel sheets for the sliding surfaces of the support bars shall conform to the requirements of ASTM A240 (A240M) type 302 or 304.

The use of aluminum components in the modular joint will not be allowed.

- (b) Preformed Elastomeric Seals. The elastomeric sealing element shall be according to ASTM D5973.

Lubricant/Adhesive for installing the preformed elastomeric elements in place shall be a one-part, moisture-curing, polyurethane and hydrocarbon solvent mixture as recommended by the manufacturer and containing not less than 65 percent solids.

- (c) Support Bar Bearings. Support bar bearings shall be fabricated from elastomeric pads with polytetrafluorethylene (PTFE) surfacing or from polyurethane compound with PTFE sliding surfaces. The elastomeric and PTFE materials shall meet the requirements of Section 1083 of the Standard Specifications.

- (d) Control Springs. Suitable elastomeric type springs which work longitudinally shall be used to maintain the equidistant spacing between transverse edge and separation beams when measured at any given cross section through the joint.

- (e) Support Bars. Support bars shall incorporate stainless steel sliding surfaces to permit joint movement.

Construction Requirements

General. Installation of expansion devices shall be according to the plans and shop drawings.

The fabricator of the modular joint assembly shall be AISC certified according to Article 106.08 for Bridge and Highway Metal Component Manufacturers. In lieu of AISC certification, the Contractor may have all welding on main members (support bars and separation beams) observed and inspected by independent (third party) personnel at the Contractor's expense. Welding shall then be observed by a Certified Welding Inspector (CWI) in addition to the manufacturer's own welding inspection. Third party Non Destructive Examination (NDE) shall be performed by inspector(s), certified as level II in applicable methods, and all complete penetration beam-to-bar welds and butt joints in beams shall be UT inspected and 10 percent of fillets and partial pen welds shall be MT inspected.

The manufacturer of the expansion device shall provide a qualified technical service representative to supervise installation. Modular expansion joint devices shall be factory prefabricated assemblies, preset by the manufacturer prior to shipment with provisions for field adjustment for the ambient temperature at the time of installation.

Unless otherwise shown on the plans, the neoprene seals shall be continuous without any field splices. Installation of the joint seals shall be performed by a trained representative of the Manufacturer.

All steel surfaces of the prefabricated assembly shall be shop painted with the primer specified for structural steel, except areas in direct contact with the seals, galvanized items and stainless steel surfaces.

The metal surfaces in direct contact with the neoprene seals shall be blast cleaned to permit a high strength bond of the lubricant/adhesive between the neoprene seal and mating metal surfaces.

The Contractor shall anticipate and make all necessary adjustments to existing or plan-specified reinforcement bars, subject to the approval of the Engineer, in order to prevent interferences with placement of the selected joint in the structure. Any adjustments to reinforcement bars interfering with the joint installation shall be the responsibility of the Contractor and preapproved by the Engineer prior to installation of the joint. Cutting of reinforcement shall be minimized, and any bars that are cut shall be replaced in-kind at no additional cost.

The prefabricated joint assembly shall be properly positioned and attached to the structure according to the manufacturer's approved shop drawings. The attachment shall be sufficiently rigid to prevent non-thermal rotation, distortion, or misalignment of the joint system relative to the deck prior to casting the concrete. The joints shall be adjusted to the proper opening based on the ambient temperature at the time of installation and then all restraints preventing thermal movement shall be immediately released and/or removed. The joint assembly units shall be straight, parallel and in proper vertical alignment or reworked until proper adjustment is obtained prior to casting of the concrete around the joint.

After the joint system is installed, the joint area shall be flooded with water and inspected, from below for leakage. If leakage is observed, the joint system shall be repaired, at the expense of the Contractor, as recommended by the manufacturer and approved by the Engineer.

Method of Measurement. This work will be measured for payment in place, in feet (meters), along the centerline of the joint from face to face of the parapets or curbs. All sliding plate assemblies at the sidewalks, parapets and median barriers will not be measured for payment. The size will be defined as the specified longitudinal movement rounded up to the nearest 3 inch (75 mm) increment.

Basis of Payment: When only a longitudinal movement is specified, this work will be paid for at the contract unit price per foot (meter) for the MODULAR EXPANSION JOINT, of the size specified. When a differential non parallel movement is also specified, this work will be paid for at the contract unit price per foot (meter) for the MODULAR EXPANSION JOINT-SWIVEL, of the size specified.

All materials, equipment and labor required to fabricate, paint and install the sliding plate assemblies at the sidewalks, parapets and median barriers will not be paid for separately but shall be included in the price for the expansion joint specified.

When the fabrication and erection of modular expansion joint is accomplished under separate contracts, the applicable requirements of Article 505.09 shall apply, except the furnishing pay items shall include storage and protection of fabricated materials up to 75 days after the completion dates.

Fabricated modular expansion joints and other materials complying with the requirements of this item, furnished and accepted, will be paid for at the contract unit price per foot (meter) for FURNISHING MODULAR EXPANSION JOINT or FURNISHING MODULAR EXPANSION JOINT – SWIVEL of the size specified.

Storage and care of fabricated joints and other materials complying with the requirements of this item by the Fabrication Contractor beyond the specified storage period, will be paid for at the contract unit price per calendar day for STORAGE OF MODULAR EXPANSION JOINTS if a pay item is provided for in the contract, or will be paid for according to Article 109.04 if a pay item is not provided in the contract.

Modular expansion joints and other materials erected according to the requirements of the specifications, and accepted, will be paid for at the contract unit price per foot (meter) for ERECTING MODULAR EXPANSION JOINT or ERECTING MODULAR EXPANSION JOINT - SWIVEL of the size specified.

PIPE UNDERDRAINS FOR STRUCTURES

Effective: May 17, 2000

Revised: January 22, 2010

Description. This work shall consist of furnishing and installing a pipe underdrain system as shown on the plans, as specified herein, and as directed by the Engineer.

Materials. Materials shall meet the requirements as set forth below:

The perforated pipe underdrain shall be according to Article 601.02 of the Standard Specifications. Outlet pipes or pipes connecting to a separate storm sewer system shall not be perforated.

The drainage aggregate shall be a combination of one or more of the following gradations, FA1, FA2, CA5, CA7, CA8, CA11, or CA13 thru 16, according to Sections 1003 and 1004 of the Standard Specifications.

The fabric surrounding the drainage aggregate shall be Geotechnical Fabric for French Drains according to Article 1080.05 of the Standard Specifications.

Construction Requirements. All work shall be according to the applicable requirements of Section 601 of the Standard Specifications except as modified below.

The pipe underdrains shall consist of a perforated pipe drain situated at the bottom of an area of drainage aggregate wrapped completely in geotechnical fabric and shall be installed to the lines and gradients as shown on the plans.

Method of Measurement. Pipe Underdrains for Structures shall be measured for payment in feet (meters), in place. Measurement shall be along the centerline of the pipe underdrains. All connectors, outlet pipes, elbows, and all other miscellaneous items shall be included in the measurement. Concrete headwalls shall be included in the cost of Pipe Underdrains for Structures, but shall not be included in the measurement for payment.

Basis of Payment. This work will be paid for at the contract unit price per foot (meter) for PIPE UNDERDRAINS FOR STRUCTURES of the diameter specified. Furnishing and installation of the drainage aggregate, geotechnical fabric, forming holes in structural elements and any excavation required, will not be paid for separately, but shall be included in the cost of the pipe underdrains for structures.

STRUCTURAL ASSESSMENT REPORTS FOR CONTRACTOR'S MEANS AND METHODS

Effective: March 6, 2009

Revised October 5, 2015

Description. This item shall consist of preparing and submitting, to the Engineer for approval, Structural Assessment Reports (SARs) for proposed work on structure(s) or portions thereof. Unless noted otherwise, a SAR shall be required when the Contractor's means and methods apply loads to the structure or change its structural behavior. A SAR shall be submitted and approved prior to beginning the work covered by that SAR. Separate portions of the work may be covered by separate SARs which may be submitted at different times or as dictated by the Contractor's schedule.

Existing Conditions. An Existing Structure Information Package (ESIP) will be provided by the Department to the Contractor upon request. This package will typically include existing or "As-Built" plans, and the latest National Bridge Inspection Standards (NBIS) inspection report. The availability of structural information from the Department is solely for the convenience and information of the Contractor and shall not relieve the Contractor of the duty to make, and the risk of making, examinations and investigations as required to assess conditions affecting the work. Any data furnished in the ESIP is for information only and does not constitute a part of the Contract. The Department makes no representation or warranty, express or implied, as to the information conveyed or as to any interpretations made from the data.

Removal SARs. A SAR for removal of existing structures, or portions thereof, shall demonstrate that the Contractor's proposed means and methods to accomplish the work do not compromise the structural adequacy of the bridge, or portions thereof that are to remain in service, at any time during the work activities being performed. Each phase of the operation shall be accounted for, as well as the existing condition of the structure.

Construction SARs. A SAR for new construction or for construction utilizing existing components shall demonstrate that the Contractor's proposed means and methods to accomplish the work do not compromise the structural adequacy of the bridge or portions thereof at any time during the work activities being performed. For construction activities applying less than 10 tons (9 metric tons) of total combined weight of equipment and stockpiled materials on the structure at any one time, a SAR submittal shall not be required provided the Contractor submits written verification to the Engineer stating the applied loads do not exceed this threshold. The verification shall be submitted prior to the start of the activity. This SAR exemption shall not relieve the Contractor from responsibility for the structure. A SAR shall be submitted in all cases where the existing structure is posted for less than legal loads or the Contract plans indicate a live load restriction is in place.

Requirements

a) General. All work specified shall be performed according to the Contract plans, Special Provisions and/or Standard Specifications governing that work.

Submittals for falsework and forming for concrete construction shall be according to Articles 503.05 and 503.06 and does not require a SAR. Moving construction equipment across a structure, or portions thereof, open to traffic shall be addressed according to Article 107.16 and does not require a SAR. Operating equipment on an in-service structure and/or using a portion of an in-service structure as a work platform shall require a SAR and Article 107.16 shall not apply.

The Contractor may move vehicles across the existing bridge without a SAR after closure and prior to removal of any portion of the structure provided:

- The vehicles satisfy the requirements of Section 15-111 of the Illinois Vehicle Code (described in the IDOT document "Understanding the Illinois Size & Weight Laws") or of the Federal Highway Administration document "Bridge Formula Weights" (available at: http://www.ops.fhwa.dot.gov/freight/publications/brdg_frm_wgghts/index.htm)
- The Contractor submits written verification to the Engineer stating the vehicles meet these requirements. The verification shall be submitted prior to allowing the vehicles on the structure.

This SAR exemption shall not relieve the Contractor from responsibility for the structure. This SAR exemption shall not be allowed where the existing structure is posted for less than legal loads or the Contract plans indicate a live load restriction is in place. No stockpiling of material is allowed under this exemption.

All SARs shall detail the procedures and sequencing necessary to complete the work in a safe and controlled manner. When appropriate, supporting design calculations shall be provided verifying the following:

- The effects of the applied loads do not exceed the capacity at Operating level for any portions of the structure being utilized in the demolition of the structure provided those portions are not to be reused.
- The effects of the applied loads do not exceed the capacity at Inventory level for new construction or for portions of the existing structure that are to be reused.
- The condition of the structure and/or members has been considered.

See AASHTO Manual for Bridge Evaluation for further information on determining the available capacities at the Operating and Inventory levels.

- b) Confidential Documents. Due to the sensitivity of the inspection reports and bridge condition reports to bridge security, the following confidentiality statement applies to these reports:

“Reports used by the Contractor and the contents thereof are the property of the Department, and are subject to the control of the Department in accordance with State and Federal law. The distribution, dissemination, disclosure, duplication or release of these reports or the content thereof in any manner, form or format without the express permission of the keeper of this record is prohibited. The owner is the official keeper of these records, except for state owned bridges, where the official keeper of these records is the Regional Engineer.”

- c) Submittals. The Contractor shall be pre-approved to prepare SAR(s) or shall retain the services of a pre-qualified engineering firm to provide these services. Pre-approval of the Contractor will be determined by the Illinois Department of Transportation and will allow SAR(s) preparation by the Contractor unless otherwise noted on the plans. For engineering firms, pre-qualification shall be according to the Department in the category of “Highway Bridges-Typical” unless otherwise noted on the plans. Firms involved in any part of the project (plan development or project management) will not be eligible to provide these services. Evidence of pre-approval/pre-qualification shall be submitted with all SAR(s). The SAR(s) shall be prepared and sealed by an Illinois Licensed Structural Engineer. The Contractor shall submit SAR(s), complete with working drawings and supporting design calculations, to the Engineer for approval, at least 30 calendar days prior to start of that portion of the work.

At a minimum a Structural Assessment Report shall include the following:

1. A plan outlining the procedures and sequence for the work, including staging when applicable.
2. A demolition plan (when removal is included as an item of work in the contract) including details of the proposed methods of removal.
3. A beam erection plan (when beam erection is included as an item of work in the contract) including details of the proposed methods of erection.
4. Pertinent specifications for equipment used during the work activity.
5. The allowable positions for that equipment during the work activity.
6. The allowable positions and magnitudes of stockpiled materials and/or spoils, if planned to be located on the structure.
7. Design and details for temporary shoring and/or bracing, if required by the Contractor’s means and methods.

Approval or acceptance of a Structural Assessment Report shall not relieve the Contractor of any responsibility for the successful completion of the work.

Revisions to the Contractor’s means and methods resulting in no increased load effects to the structure, as determined by the Contractor’s Structural Engineer, shall not require a SAR resubmittal. However, the Contractor’s Structural Engineer shall submit to the Engineer written verification that there is no increased load effect. The written verification shall specify the revisions and shall be submitted prior to the start of the revised activities.

The Contractor shall be responsible for following the approved SAR related to the work involved.

Method of Measurement. Structural Assessment Reports will not be measured for payment.

Basis of payment. Structural Assessment Reports will not be paid for separately but shall be considered as included in the contract unit price(s) for the work item(s) specified.

COFFERDAMS

Effective: October 15, 2011

Replace Article 502.06 with the following.

502.06 Cofferdams. A Cofferdam shall be defined as a temporary structure, consisting of engineered components, designed to isolate the work area from water to enable construction under dry conditions based on either the Estimated Water Surface Elevation (EWSE) or Cofferdam Design Water Elevation (CDWE) shown on the contract plans as specified below. When cofferdams are not specified in the contract documents and conditions are encountered where the excavation for the structure cannot be kept free of water for prosecuting the work by pumping and/or diverting water, the Contractor, with the written permission of the Engineer, will be permitted to construct a cofferdam.

The Contractor shall submit a cofferdam plan for each cofferdam to the Engineer for approval prior to the start of construction. Cofferdams shall not be installed or removed without the Engineer's approval. Work shall not be performed in flowing water except for the installation and removal of the cofferdam. The cofferdam plan shall address the following:

- (a) Cofferdam (Type 1). The Contractor shall submit a cofferdam plan which addresses the proposed methods of construction and removal; the construction sequence including staging; dewatering methods; erosion and sediment control measures; disposal of excavated material; effluent water control measures; backfilling; and the best management practices to prevent reintroduction of excavated material into the aquatic environment. The design and method of construction shall provide, within the measurement limits specified in Article 502.12, necessary clearance for forms, inspection of exterior of the forms, pumping, and protection of fresh concrete from water. For Type 1 cofferdams, it is anticipated the design will be based on the EWSE shown on the contract plans. The Contractor shall assume all liability, financial or otherwise for a Type 1 cofferdam designed for an elevation lower than the EWSE.
- (b) Cofferdam (Type 2). In addition to the requirements of Article 502.06(a), the Contractor's submittal shall include detailed drawings and design calculations, prepared and sealed by an Illinois Licensed Structural Engineer. For Type 2 cofferdams it is anticipated the design will be based on the CDWE shown on the contract plans. The Contractor shall assume all liability, financial or otherwise for a Type 2 cofferdam designed for an elevation lower than the CDWE.

- (c) Seal Coat. The seal coat concrete, when shown on the plans, is based on design assumptions in order to establish an estimated quantity. When seal coat is indeed utilized, it shall be considered an integral part of the overall cofferdam system and, therefore, its design shall be included in the overall cofferdam design submittal. If a seal coat was not specified but determined to be necessary, it shall be added to the contract by written permission of the Engineer. The seal coat concrete shall be constructed according to Article 503.14. After the excavation within the cofferdam has been completed and the piles have been driven (if applicable), and prior to placing the seal coat, the elevation of the bottom of the proposed seal coat shall be verified by soundings. The equipment and methods used to conduct the soundings shall meet the approval of the Engineer. Any material within the cofferdam above the approved bottom of the seal coat elevation shall be removed.

No component of the cofferdam shall extend into the substructure concrete or remain in place without written permission of the Engineer. Removal shall be according to the previously approved procedure. Unless otherwise approved in writing by the Engineer, all components of the cofferdam shall be removed.

Revise the first paragraph of 502.12(b) to read as follows.

- (b) Measured Quantities. Structure excavation, when specified, will be measured for payment in its original position and the volume computed in cubic yards (cubic meters). Horizontal dimensions will not extend beyond vertical planes 2 ft (600 mm) outside of the edges of footings of bridges, walls, and corrugated steel plate arches. The vertical dimension for structure excavation will be the average depth from the surface of the material to be excavated to the bottom of the footing as shown on the plans or ordered in writing by the Engineer. The volume of any unstable and/or unsuitable material removed within the structure excavation will be measured for payment in cubic yards (cubic meters).

Revise the last paragraph of 502.12(b) to read as follows.

Cofferdam excavation will be measured for payment in cubic yards (cubic meters) in its original position within the cofferdam. Unless otherwise shown on the plans, the horizontal dimensions used in computing the volume will not extend beyond vertical planes 2 ft (600 mm) outside of the edges of the substructure footings or 4 ft (1.2 m) outside of the faces of the substructure stem wall, whichever is greater. The vertical dimensions will be the average depth from the surface of the material to be excavated to the elevation shown on the plans for bottom of the footing, stem wall, or seal coat, or as otherwise determined by the Engineer as the bottom of the excavation.

Revise the first sentence of the sixth paragraph of 502.13 to read as follows.

Cofferdams, when specified, will be paid for at the contract unit price per each for COFFERDAM (TYPE 1) or COFFERDAM (TYPE 2), at the locations specified.

GRANULAR BACKFILL FOR STRUCTURES

Effective: April 19, 2012

Revised: October 30, 2012

Revise Section 586 of the Standard Specifications to read:

SECTION 586. GRANULAR BACKFILL FOR STRUCTURES

586.01 Description. This work shall consist of furnishing, transporting and placing granular backfill for abutment structures.

586.02 Materials. Materials shall be according to the following.

Item	Article/Section
(a) Fine Aggregate.....	1003.04
(b) Coarse Aggregates	1004.05

CONSTRUCTION REQUIREMENTS

586.03 General. This work shall be done according to Article 502.10 except as modified below. The backfill volume shall be backfilled, with granular material as specified in Article 586.02, to the required elevation as shown in the contract plans. The backfill volume shall be placed in convenient lifts for the full width to be backfilled. Unless otherwise specified in the contract plans, mechanical compaction will not be required. A deposit of gravel or crushed stone placed behind drain holes shall not be required. All drains not covered by geocomposite wall drains or other devices to prevent loss of backfill material shall be covered by sufficient filter fabric material meeting the requirements of Section 1080 and Section 282 with either 6 or 8 oz/sq yd (200 or 270 g/sq m) material allowed, with free edges overlapping the drain hole by at least 12 in. (300 mm) in all directions.

The granular backfill shall be brought to the finished grade as shown in the contract plans. When concrete is to be cast on top of the granular backfill, the Contractor, subject to approval of the Engineer, may prepare the top surface of the fill to receive the concrete as he/she deems necessary for satisfactory placement at no additional cost to the Department.

586.04 Method of Measurement. This work will be measured for payment as follows.

- (a) Contract Quantities. The requirements for the use of contract quantities shall conform to Article 202.07(a).
- (b) Measured Quantities. This work will be measured for payment in place and the volume computed in cubic yards (cubic meters). The volume will be determined by the method of average end areas behind the abutment.

586.05 Basis of Payment. This work will be paid for at the contract unit price per cubic yard (cubic meter) for GRANULAR BACKFILL FOR STRUCTURES.

BRIDGE DECK CONSTRUCTION

Effective: October 22, 2013

Revised: April 1, 2016

Revise the Second Paragraph of Article 503.06(b) to read as follows.

“When the Contractor uses cantilever forming brackets on exterior beams or girders, additional requirements shall be as follows.”

Revise Article 503.06(b)(1) to read as follows.

“(1) Bracket Placement. The spacing of brackets shall be per the manufacturer’s published design specifications for the size of the overhang and the construction loads anticipated. The resulting force of the leg brace of the cantilever bracket shall bear on the web within 6 inches (150 mm) of the bottom flange of the beam or girder.”

Revise Article 503.06(b)(2) to read as follows.

“(2) Beam Ties. The top flange of exterior steel beams or girders supporting the cantilever forming brackets shall be tied to the bottom flange of the next interior beam. The top flange of exterior concrete beams supporting the cantilever forming brackets shall be tied to the top flange of the next interior beam. The ties shall be spaced at 4 ft (1.2 m) centers. Permanent cross frames on steel girders may be considered a tie. Ties shall be a minimum of 1/2 inch (13 mm) diameter threaded rod with an adjusting mechanism for drawing the tie taut. The ties shall utilize hanger brackets or clips which hook onto the flange of steel beams. No welding will be permitted to the structural steel or stud shear connectors, or to reinforcement bars of concrete beams, for the installation of the tie bar system. After installation of the ties and blocking, the tie shall be drawn taut until the tie does not vary from a straight line from beam to beam. The tie system shall be approved by the Engineer.”

Revise Article 503.06(b)(3) to read as follows.

“(3) Beam Blocks. Suitable beam blocks of 4 in x 4 in (100 x 100 mm) timbers or metal structural shapes of equivalent strength or better, acceptable to the Engineer, shall be wedged between the webs of the two beams tied together, within 6 inches (150 mm) of the bottom flange at each location where they are tied. When it is not feasible to have the resulting force from the leg brace of the cantilever brackets transmitted to the web within 6 inches (150 mm) of the bottom flange, then additional blocking shall be placed at each bracket to transmit the resulting force to within 6 inches (150 mm) of the bottom flange of the next interior beam or girder.”

Delete the last paragraph of Article 503.06(b).

Revise the third paragraph of Article 503.16 to read as follows.

“Fogging equipment shall be in operation unless the evaporation rate is less than 0.1 lb/sq ft/hour (0.5kg/sq m/hour) and the Engineer gives permission to stop. The evaporation rate shall be determined according to the following formula.

$$E = (T_c^{2.5} - rT_a^{2.5})(1 + 0.4V)x10^{-6} \text{ (English)}$$

$$E = 5[(T_c + 18)^{2.5} - r(T_a + 18)^{2.5}](V + 4)x10^{-6} \text{ (Metric)}$$

Where:

E = Evaporation Rate, lb/ft²/h (kg/sq m/h)

T_c = Concrete Temperature, °F (°C)

T_a = Air Temperature, °F (°C)

r = Relative Humidity in percent/100

V = Wind Velocity, mph (km/h)

The Contractor shall provide temperature, relative humidity, and wind speed measuring equipment. Fogging equipment shall be adequate to reach or cover the entire pour from behind the finishing machine or vibrating screed to the point of curing covering application, and shall be operated in a manner which shall not accumulate water on the deck until the curing covering has been placed.”

Revise the third paragraph of Article 503.16(a)(1) to read as follows.

“At the Contractor’s option, a vibrating screed may be used in lieu of a finishing machine for superstructures with a pour width less than or equal to 24 ft (7.3 m). After the concrete is placed and consolidated, it shall be struck off with a vibrating screed allowing for camber, if required. The vibrating screed shall be of a type approved by the Engineer. A slight excess of concrete shall be kept in front of the cutting edge at all times during the striking off operation. After screeding, the entire surface shall be finished with hand-operated longitudinal floats having blades not less than 10 ft (3 m) in length and 6 in. (150 mm) in width. Decks so finished need not be straightedge tested as specified in 503.16(a)(2).”

Delete the fifth paragraph of 503.16(a)(1).

Revise Article 503.16(a)(2) to read as follows.

“(2) Straightedge Testing and Surface Correction. After the finishing has been completed and while the concrete is still plastic, the surface shall be tested for trueness with a 10 ft (3 m) straightedge, or a hand-operated longitudinal float having blades not less than 10 ft (3 m) in length and 6 in. (150 mm) in width. The Contractor shall furnish and use an accurate 10 ft (3 m) straightedge or float which has a handle not less than 3 ft (1 m) longer than 1/2 the pour width. The straightedge or float shall be held in contact with the surface and passed gradually from one side of the superstructure to the other. Advance along the surface shall be in successive stages of not more than 1/2 the length of the straightedge or float. Any depressions found shall be immediately filled with freshly mixed concrete, struck off, consolidated, and refinished. High areas shall be cut down and refinished.”

Replace the second sentence of the first paragraph of Article 1020.13(a)(5) with the following sentences.

“Cotton mats in poor condition will not be allowed. The cotton mats shall be placed in a manner which will not create indentations greater than 1/4 inch (6 mm) in the concrete surface. Minor marring of the surface is tolerable and is secondary to the importance of timely curing.”

Revise Article 1020.14(b) to read as follows.

“(b) Concrete in Structures. Concrete may be placed when the air temperature is above 40 °F (4 °C) and rising, and concrete placement shall stop when the falling temperature reaches 45 °F (7 °C) or below, unless otherwise approved by the Engineer.

(1) Bridge Deck Concrete. For concrete in bridge decks, slabs, and bridge approach slabs the Contractor shall schedule placing and finishing of the concrete during hours in which the ambient air temperature is forecast to be lower than 85 °F (30 °C). It shall be understood this may require scheduling the deck pour at night in order to utilize the temperature window available. The temperature of the concrete immediately before placement shall be a minimum of 50 °F (10 °C) and a maximum of 85 °F (30 °C).

(2) Non-Bridge Deck Concrete. Except as noted above, the temperature of the concrete immediately before placement shall be a minimum of 50 °F (10 °C) and a maximum of 90 °F (32 °C).

If concrete is pumped, the temperature restrictions above shall be considered at point of placement. When insulated forms are used according to Article 1020.13(d)(1), the maximum temperature of the concrete mixture immediately before placement shall be 80 °F (25 °C). When concrete is placed in contact with previously placed concrete, the temperature of the freshly mixed concrete may be increased by the Contractor to offset anticipated heat loss, but in no case shall the maximum concrete temperature be permitted to exceed the limits stated in this Article.”

Revise Article 1103.13(a) to read as follows.

“(a) Bridge Deck and Approach Slabs. The finishing machine shall be equipped with: (1) a mechanical strike off device; (2) either a rotating cylinder(s) or a longitudinal oscillating screed which transversely finishes the surface of the concrete. The Contractor may attach other equipment to the finishing machine to enhance the final finish when approved by the Engineer. The finishing machine shall produce a deck surface of uniform texture, free from porous areas, and with the required surface smoothness.

The finishing machine shall be operated on rails or other supports that will not deflect under the applied loads. The maximum length of rail segments supported on top of beams and within the pour shall be 10 ft (3 m). The supports shall be adjustable for elevation and shall be completely in place to allow the finishing machine to be used for the full length of the area to be finished. The supports shall be approved by the Engineer before placing of the concrete is started.”

Revise Article 1103.17(k) to read as follows.

“(k) Fogging Equipment. Fogging equipment shall be hand held fogging equipment for humidity control. The equipment shall be capable of atomizing water to produce a fog blanket by the use of pressure 2500 psi minimum (17.24 MPa) and an industrial fire hose fogging nozzle or equivalent. Fogging equipment attached to the finishing machine will not be permitted.”

BUTT JOINTS (BDE)

Effective: July 1, 2016

Add the following to Article 406.08 of the Standard Specifications.

“(c) Temporary Plastic Ramps. Temporary plastic ramps shall be made of high density polyethylene meeting the properties listed below. Temporary plastic ramps shall only be used on roadways with permanent posted speeds of 55 mph or less. The ramps shall have a minimum taper rate of 1:30 (V:H). The leading edge of the plastic ramp shall have a maximum thickness of 1/4 in. (6 mm) and the trailing edge shall match the height of the adjacent pavement ± 1/4 in. (± 6 mm).

The ramp will be accepted by certification. The Contractor shall furnish a certification from the manufacturer stating the temporary plastic ramp meets the following requirements.

Physical Property	Test Method	Requirement
Melt Index	ASTM D 1238	8.2 g/10 minutes
Density	ASTM D 1505	0.965 g/cc
Tensile Strength @ Break	ASTM D 638	2223 psi (15 MPa)
Tensile Strength @ Yield	ASTM D 638	4110 psi (28 MPa)
Elongation @ Yield ^{1/} , percent	ASTM D 638	7.3 min.
Durometer Hardness, Shore D	ASTM D 2240	65
Heat Deflection Temperature, 66 psi	ASTM D 648	176 °F (80 °C)
Low Temperature Brittleness, F ₅₀	ASTM D 746	<-105 °F (<-76 °C)

1/ Crosshead speed -2 in./minute

The temporary plastic ramps shall be installed according to the manufacturer’s specifications and fastened with anchors meeting the manufacturer’s recommendations. Temporary plastic ramps that fail to stay in place or create a traffic hazard shall be replaced immediately with temporary HMA ramps at the Contractor’s expense.”

COARSE AGGREGATE QUALITY (BDE)

Effective: July 1, 2015

Revise Article 1004.01(b) of the Standard Specifications to read:

“(b) Quality. The coarse aggregate shall be according to the quality standards listed in the following table.

COARSE AGGREGATE QUALITY				
QUALITY TEST	CLASS			
	A	B	C	D
Na ₂ SO ₄ Soundness 5 Cycle, ITP 104 ^{1/} , % Loss max.	15	15	20	25 ^{2/}
Los Angeles Abrasion, ITP 96 ^{11/} , % Loss max.	40 ^{3/}	40 ^{4/}	40 ^{5/}	45
Minus No. 200 (75 μm) Sieve Material, ITP 11	1.0 ^{6/}	---	2.5 ^{7/}	---
Deleterious Materials ^{10/}				
Shale, % max.	1.0	2.0	4.0 ^{8/}	---
Clay Lumps, % max.	0.25	0.5	0.5 ^{8/}	---
Coal & Lignite, % max.	0.25	---	---	---
Soft & Unsound Fragments, % max.	4.0	6.0	8.0 ^{8/}	---
Other Deleterious, % max.	4.0 ^{9/}	2.0	2.0 ^{8/}	---
Total Deleterious, % max.	5.0	6.0	10.0 ^{8/}	---
Oil-Stained Aggregate ^{10/} , % max	5.0	---	---	

1/ Does not apply to crushed concrete.

2/ For aggregate surface course and aggregate shoulders, the maximum percent loss shall be 30.

3/ For portland cement concrete, the maximum percent loss shall be 45.

4/ Does not apply to crushed slag or crushed steel slag.

5/ For hot-mix asphalt (HMA) binder mixtures, except when used as surface course, the maximum percent loss shall be 45.

6/ For crushed aggregate, if the material finer than the No. 200 (75 μm) sieve consists of the dust from fracture, essentially free from clay or silt, this percentage may be increased to 2.5.

- 7/ Does not apply to aggregates for HMA binder mixtures.
- 8/ Does not apply to Class A seal and cover coats.
- 9/ Includes deleterious chert. In gravel and crushed gravel aggregate, deleterious chert shall be the lightweight fraction separated in a 2.35 heavy media separation. In crushed stone aggregate, deleterious chert shall be the lightweight fraction separated in a 2.55 heavy media separation. Tests shall be run according to ITP 113.
- 10/ Test shall be run according to ITP 203.
- 11/ Does not apply to crushed slag.

All varieties of chert contained in gravel coarse aggregate for portland cement concrete, whether crushed or uncrushed, pure or impure, and irrespective of color, will be classed as chert and shall not be present in the total aggregate in excess of 25 percent by weight (mass).

Aggregates used in Class BS concrete (except when poured on subgrade), Class PS concrete, and Class PC concrete (bridge superstructure products only, excluding the approach slab) shall contain no more than two percent by weight (mass) of deleterious materials. Deleterious materials shall include substances whose disintegration is accompanied by an increase in volume which may cause spalling of the concrete.”

CONCRETE END SECTIONS FOR PIPE CULVERTS (BDE)

Effective: January 1, 2013

Revised: April 1, 2016

Description. This work shall consist of constructing cast-in-place concrete and precast concrete end sections for pipe culverts. These end sections are shown on the plans as Highway Standard 542001 or 542011. This work shall be according to Section 542 of the Standard Specifications except as modified herein.

Materials. Materials shall be according to the following Articles of Division 1000 – Materials of the Standard Specifications.

Item	Article/Section
(a) Portland Cement Concrete (Note 1)	1020
(b) Precast Concrete End Sections (Note 2)	
(c) Coarse Aggregate (Note 3)	1004.05
(d) Structural Steel (Note 4)	1006.04
(e) Anchor Bolts and Rods (Note 5)	1006.09
(f) Reinforcement Bars	1006.10(a)
(g) Nonshrink Grout	1024.02
(h) Chemical Adhesive Resin System	1027
(i) Mastic Joint Sealer for Pipe	1055
(j) Hand Hole Plugs	1042.16

Note 1. Cast-in-place concrete end sections shall be Class SI, except the 14 day mix design shall have a compressive strength of 5000 psi (34,500 kPa) or a flexural strength of (800 psi) 5500 kPa and a minimum cement factor of 6.65 cwt/cu yd (395 kg/cu m).

Note 2. Precast concrete end sections shall be according to Articles 1042.02 and 1042.03(b)(c)(d)(e) of the Standard Specifications. The concrete shall be Class PC according to Section 1020, and shall have a minimum compressive strength of 5000 psi (34,000 kPa) at 28 days.

Joints between precast sections shall be produced with reinforced tongue and groove ends according to the requirements of ASTM C 1577.

Note 3. The granular bedding placed below a precast concrete end section shall be gradation CA 6, CA 9, CA 10, CA 12, CA 17, CA 18, or CA 19.

Note 4. All components of the culvert tie detail shall be galvanized according to the requirements of AASHTO M 111 or M 232 as applicable.

Note 5. The anchor rods for the culvert ties shall be according to the requirements of ASTM F 1554, Grade 105 (Grade 725).

CONSTRUCTION REQUIREMENTS

The concrete end sections may be precast or cast-in-place construction. Toe walls shall be either precast or cast-in-place, and shall be in proper position and backfilled according to the applicable paragraphs of Article 502.10 of the Standard Specifications prior to the installation of the concrete end sections. If soil conditions permit, cast-in-place toe walls may be poured directly against the soil. When poured directly against the soil, the clear cover of the sides and bottom of the toe wall shall be increased to 3 in. (75 mm) by increasing the thickness of the toe wall.

- (a) Cast-In-Place Concrete End Sections. Cast-in-place concrete end sections shall be constructed according to the requirements of Section 503 of the Standard Specifications and as shown on the plans.
- (b) Precast Concrete End Sections. When the concrete end sections will be precast, shop drawings detailing the slab thickness and reinforcement layout shall be submitted to the Engineer for review and approval.

The excavation and backfilling for precast concrete end sections shall be according to the requirements of Section 502 of the Standard Specifications, except a layer of granular bedding at least 6 in. (150 mm) in thickness shall be placed below the elevation of the bottom of the end section. The granular bedding shall extend a minimum of 2 ft (600 mm) beyond each side of the end section.

Anchor rods connecting precast sections shall be brought to a snug tight condition followed by an additional 2/3 turn on one of the nuts. Match marks shall be provided on the bolt and nut to verify relative rotation between the bolt and the nut.

When individual, precast end sections are placed side-by-side for a multi-pipe culvert installation, a 3 in. (75 mm) space shall be left between adjacent end section walls and the space(s) filled with Class SI concrete.

Method of Measurement. This work will be measured for payment as each, with each end of each culvert being one each.

Basis of Payment. This work will be paid for at the contract unit price per each for CONCRETE END SECTION, STANDARD 542001 or CONCRETE END SECTION, 542011, of the pipe diameter and slope specified.

CONSTRUCTION AIR QUALITY – DIESEL RETROFIT (BDE)

Effective: June 1, 2010

Revised: November 1, 2014

The reduction of emissions of particulate matter (PM) for off-road equipment shall be accomplished by installing retrofit emission control devices. The term “equipment” refers to diesel fuel powered devices rated at 50 hp and above, to be used on the jobsite in excess of seven calendar days over the course of the construction period on the jobsite (including rental equipment).

Contractor and subcontractor diesel powered off-road equipment assigned to the contract shall be retrofitted using the phased in approach shown below. Equipment that is of a model year older than the year given for that equipment’s respective horsepower range shall be retrofitted:

Effective Dates	Horsepower Range	Model Year
June 1, 2010 ^{1/}	600-749	2002
	750 and up	2006
June 1, 2011 ^{2/}	100-299	2003
	300-599	2001
	600-749	2002
	750 and up	2006
June 1, 2012 ^{2/}	50-99	2004
	100-299	2003
	300-599	2001
	600-749	2002
	750 and up	2006

- 1/ Effective dates apply to Contractor diesel powered off-road equipment assigned to the contract.
- 2/ Effective dates apply to Contractor and subcontractor diesel powered off-road equipment assigned to the contract.

The retrofit emission control devices shall achieve a minimum PM emission reduction of 50 percent and shall be:

- a) Included on the U.S. Environmental Protection Agency (USEPA) *Verified Retrofit Technology List* (<http://www.epa.gov/cleandiesel/verification/verif-list.htm>), or verified by the California Air Resources Board (CARB) (<http://www.arb.ca.gov/diesel/verdev/vt/cvt.htm>); or
- b) Retrofitted with a non-verified diesel retrofit emission control device if verified retrofit emission control devices are not available for equipment proposed to be used on the project, and if the Contractor has obtained a performance certification from the retrofit device manufacturer that the emission control device provides a minimum PM emission reduction of 50 percent.

Note: Large cranes (Crawler mounted cranes) which are responsible for critical lift operations are exempt from installing retrofit emission control devices if such devices adversely affect equipment operation.

Diesel powered off-road equipment with engine ratings of 50 hp and above, which are unable to be retrofitted with verified emission control devices or if performance certifications are not available which will achieve a minimum 50 percent PM reduction, may be granted a waiver by the Department if documentation is provided showing good faith efforts were made by the Contractor to retrofit the equipment.

Construction shall not proceed until the Contractor submits a certified list of the diesel powered off-road equipment that will be used, and as necessary, retrofitted with emission control devices. The list(s) shall include (1) the equipment number, type, make, Contractor/rental company name; and (2) the emission control devices make, model, USEPA or CARB verification number, or performance certification from the retrofit device manufacturer. Equipment reported as fitted with emissions control devices shall be made available to the Engineer for visual inspection of the device installation, prior to being used on the jobsite.

The Contractor shall submit an updated list of retrofitted off-road construction equipment as retrofitted equipment changes or comes on to the jobsite. The addition or deletion of any diesel powered equipment shall be included on the updated list.

If any diesel powered off-road equipment is found to be in non-compliance with any portion of this special provision, the Engineer will issue the Contractor a diesel retrofit deficiency deduction.

Any costs associated with retrofitting any diesel powered off-road equipment with emission control devices shall be considered as included in the contract unit prices bid for the various items of work involved and no additional compensation will be allowed. The Contractor's compliance with this notice and any associated regulations shall not be grounds for a claim.

Diesel Retrofit Deficiency Deduction

When the Engineer determines that a diesel retrofit deficiency exists, a daily monetary deduction will be imposed for each calendar day or fraction thereof the deficiency continues to exist. The calendar day(s) will begin when the time period for correction is exceeded and end with the Engineer's written acceptance of the correction. The daily monetary deduction will be \$1,000.00 for each deficiency identified.

The deficiency will be based on lack of diesel retrofit emissions control.

If a Contractor accumulates three diesel retrofit deficiency deductions for the same piece of equipment in a contract period, the Contractor will be shutdown until the deficiency is corrected. Such a shutdown will not be grounds for any extension of the contract time, waiver of penalties, or be grounds for any claim.

DISADVANTAGED BUSINESS ENTERPRISE PARTICIPATION (BDE)

Effective: September 1, 2000

Revised: July 2, 2016

FEDERAL OBLIGATION. The Department of Transportation, as a recipient of federal financial assistance, is required to take all necessary and reasonable steps to ensure nondiscrimination in the award and administration of contracts. Consequently, the federal regulatory provisions of 49 CFR Part 26 apply to this contract concerning the utilization of disadvantaged business enterprises. For the purposes of this Special Provision, a disadvantaged business enterprise (DBE) means a business certified by the Department in accordance with the requirements of 49 CFR Part 26 and listed in the Illinois Unified Certification Program (IL UCP) DBE Directory.

STATE OBLIGATION. This Special Provision will also be used by the Department to satisfy the requirements of the Business Enterprise for Minorities, Females, and Persons with Disabilities Act, 30 ILCS 575. When this Special Provision is used to satisfy state law requirements on 100 percent state-funded contracts, the federal government has no involvement in such contracts (not a federal-aid contract) and no responsibility to oversee the implementation of this Special Provision by the Department on those contracts. DBE participation on 100 percent state-funded contracts will not be credited toward fulfilling the Department's annual overall DBE goal required by the US Department of Transportation to comply with the federal DBE program requirements.

CONTRACTOR ASSURANCE. The Contractor makes the following assurance and agrees to include the assurance in each subcontract that the Contractor signs with a subcontractor.

The Contractor, subrecipient, or subcontractor shall not discriminate on the basis of race, color, national origin, or sex in the performance of this contract. The Contractor shall carry out applicable requirements of 49 CFR Part 26 in the award and administration of contracts funded in whole or in part with federal or state funds. Failure by the Contractor to carry out these requirements is a material breach of this contract, which may result in the termination of this contract or such other remedy as the recipient deems appropriate, which may include, but is not limited to:

- (a) Withholding progress payments;
- (b) Assessing sanctions;
- (c) Liquidated damages; and/or
- (d) Disqualifying the Contractor from future bidding as non-responsible.

OVERALL GOAL SET FOR THE DEPARTMENT. As a requirement of compliance with 49 CFR Part 26, the Department has set an overall goal for DBE participation in its federally assisted contracts. That goal applies to all federal-aid funds the Department will expend in its federally assisted contracts for the subject reporting fiscal year. The Department is required to make a good faith effort to achieve the overall goal. The dollar amount paid to all approved DBE companies performing work called for in this contract is eligible to be credited toward fulfillment of the Department's overall goal.

CONTRACT GOAL TO BE ACHIEVED BY THE CONTRACTOR. This contract includes a specific DBE utilization goal established by the Department. The goal has been included because the Department has determined that the work of this contract has subcontracting opportunities that may be suitable for performance by DBE companies. The determination is based on an assessment of the type of work, the location of the work, and the availability of DBE companies to do a part of the work. The assessment indicates that, in the absence of unlawful discrimination, and in an arena of fair and open competition, DBE companies can be expected to perform 6.00% of the work. This percentage is set as the DBE participation goal for this contract. Consequently, in addition to the other award criteria established for this contract, the Department will only award this contract to a bidder who makes a good faith effort to meet this goal of DBE participation in the performance of the work. A bidder makes a good faith effort for award consideration if either of the following is done in accordance with the procedures set for in this Special Provision:

- (a) The bidder documents that enough DBE participation has been obtained to meet the goal or,
- (b) The bidder documents that a good faith effort has been made to meet the goal, even though the effort did not succeed in obtaining enough DBE participation to meet the goal.

DBE LOCATOR REFERENCES. Bidders shall consult the IL UCP DBE Directory as a reference source for DBE-certified companies. In addition, the Department maintains a letting and item specific DBE locator information system whereby DBE companies can register their interest in providing quotes on particular bid items advertised for letting. Information concerning DBE companies willing to quote work for particular contracts may be obtained by contacting the Department's Bureau of Small Business Enterprises at telephone number (217) 785-4611, or by visiting the Department's website at:

<http://www.idot.illinois.gov/doing-business/certifications/disadvantaged-business-enterprise-certification/il-ucp-directory/index>.

BIDDING PROCEDURES. Compliance with this Special Provision is required prior to the award of the contract and the failure of the low bidder to comply will render the bid not responsive.

In order to assure the timely award of the contract, the low bidder shall submit:

- (a) The bidder shall submit a DBE Utilization Plan on completed Department forms SBE 2025 and 2026.
 - (1) The final Utilization Plan must be submitted within five calendar days after the date of the letting in accordance with subsection (a)(2) of Bidding Procedures herein.
 - (2) To meet the five day requirement, the bidder may send the Utilization Plan electronically by scanning and sending to **DOT.DBE.UP@illinois.gov** or faxing to (217) 785-1524. The subject line must include the bid Item Number and the Letting date. The Utilization Plan should be sent as one .pdf file, rather than multiple files and emails for the same Item Number. It is the responsibility of the bidder to obtain confirmation of email or fax delivery.

Alternatively, the Utilization Plan may be sent by certified mail or delivery service within the five calendar day period. If a question arises concerning the mailing date of a Utilization Plan, the mailing date will be established by the U.S. Postal Service postmark on the certified mail receipt from the U.S. Postal Service or the receipt issued by a delivery service when the Utilization Plan is received by the Department. It is the responsibility of the bidder to ensure the postmark or receipt date is affixed within the five days if the bidder intends to rely upon mailing or delivery to satisfy the submission day requirement. The Utilization Plan is to be submitted to:

Illinois Department of Transportation
Bureau of Small Business Enterprises
Contract Compliance Section
2300 South Dirksen Parkway, Room 319
Springfield, Illinois 62764

The Department will not accept a Utilization Plan if it does not meet the five day submittal requirement and the bid will be declared not responsive. In the event the bid is declared not responsive due to a failure to submit a Utilization Plan or failure to comply with the bidding procedures set forth herein, the Department may elect to cause the forfeiture of the penal sum of the bidder's proposal guaranty, and may deny authorization to bid the project if re-advertised for bids. The Department reserves the right to invite any other bidder to submit a Utilization Plan at any time for award consideration.

- (b) The Utilization Plan shall indicate that the bidder either has obtained sufficient DBE participation commitments to meet the contract goal or has not obtained enough DBE participation commitments in spite of a good faith effort to meet the goal. The Utilization Plan shall further provide the name, telephone number, and telefax number of a responsible official of the bidder designated for purposes of notification of Utilization Plan approval or disapproval under the procedures of this Special Provision.
- (c) The Utilization Plan shall include a DBE Participation Commitment Statement, Department form SBE 2025, for each DBE proposed for the performance of work to achieve the contract goal. For bidding purposes, submission of the completed SBE 2025 forms, signed by the DBEs and scanned or faxed to the bidder will be acceptable as long as the original is available and provided upon request. All elements of information indicated on the said form shall be provided, including but not limited to the following:
- (1) The names and addresses of DBE firms that will participate in the contract;
 - (2) A description, including pay item numbers, of the work each DBE will perform;
 - (3) The dollar amount of the participation of each DBE firm participating. The dollar amount of participation for identified work shall specifically state the quantity, unit price, and total subcontract price for the work to be completed by the DBE. If partial pay items are to be performed by the DBE, indicate the portion of each item, a unit price where appropriate and the subcontract price amount;
 - (4) DBE Participation Commitment Statements, form SBE 2025, signed by the bidder and each participating DBE firm documenting the commitment to use the DBE subcontractors whose participation is submitted to meet the contract goal;
 - (5) If the bidder is a joint venture comprised of DBE companies and non-DBE companies, the Utilization Plan must also include a clear identification of the portion of the work to be performed by the DBE partner(s); and,
 - (6) If the contract goal is not met, evidence of good faith efforts; the documentation of good faith efforts must include copies of each DBE and non-DBE subcontractor quote submitted to the bidder when a non-DBE subcontractor is selected over a DBE for work on the contract.

GOOD FAITH EFFORT PROCEDURES. The contract will not be awarded until the Utilization Plan submitted by the apparent successful bidder is approved. All information submitted by the bidder must be complete, accurate and adequately document that enough DBE participation has been obtained or document that good faith efforts of the bidder, in the event enough DBE participation has not been obtained, before the Department will commit to the performance of the contract by the bidder. The Utilization Plan will be approved by the Department if the Utilization Plan documents sufficient commercially useful DBE work to meet the contract goal or the bidder submits sufficient documentation of a good faith effort to meet the contract goal pursuant to 49 CFR Part 26, Appendix A. The Utilization Plan will not be approved by the Department if the Utilization Plan does not document sufficient DBE participation to meet the contract goal unless the apparent successful bidder documented in the Utilization Plan that it made a good faith effort to meet the goal. This means that the bidder must show that all necessary and reasonable steps were taken to achieve the contract goal. Necessary and reasonable steps are those which, by their scope, intensity and appropriateness to the objective, could reasonably be expected to obtain sufficient DBE participation, even if they were not successful. The Department will consider the quality, quantity, and intensity of the kinds of efforts that the bidder has made. Mere *pro forma* efforts, in other words, efforts done as a matter of form, are not good faith efforts; rather, the bidder is expected to have taken genuine efforts that would be reasonably expected of a bidder actively and aggressively trying to obtain DBE participation sufficient to meet the contract goal.

- (a) The following is a list of types of action that the Department will consider as part of the evaluation of the bidder's good faith efforts to obtain participation. These listed factors are not intended to be a mandatory checklist and are not intended to be exhaustive. Other factors or efforts brought to the attention of the Department may be relevant in appropriate cases, and will be considered by the Department.
 - (1) Soliciting through all reasonable and available means (e.g. attendance at pre-bid meetings, advertising and/or written notices) the interest of all certified DBE companies that have the capability to perform the work of the contract. The bidder must solicit this interest within sufficient time to allow the DBE companies to respond to the solicitation. The bidder must determine with certainty if the DBE companies are interested by taking appropriate steps to follow up initial solicitations.
 - (2) Selecting portions of the work to be performed by DBE companies in order to increase the likelihood that the DBE goals will be achieved. This includes, where appropriate, breaking out contract work items into economically feasible units to facilitate DBE participation, even when the prime Contractor might otherwise prefer to perform these work items with its own forces.
 - (3) Providing interested DBE companies with adequate information about the plans, specifications, and requirements of the contract in a timely manner to assist them in responding to a solicitation.

- (4) a. Negotiating in good faith with interested DBE companies. It is the bidder's responsibility to make a portion of the work available to DBE subcontractors and suppliers and to select those portions of the work or material needs consistent with the available DBE subcontractors and suppliers, so as to facilitate DBE participation. Evidence of such negotiation includes the names, addresses, and telephone numbers of DBE companies that were considered; a description of the information provided regarding the plans and specifications for the work selected for subcontracting; and evidence as to why additional agreements could not be reached for DBE companies to perform the work.
 - b. A bidder using good business judgment would consider a number of factors in negotiating with subcontractors, including DBE subcontractors, and would take a firm's price and capabilities as well as contract goals into consideration. However, the fact that there may be some additional costs involved in finding and using DBE companies is not in itself sufficient reason for a bidder's failure to meet the contract DBE goal, as long as such costs are reasonable. Also the ability or desire of a bidder to perform the work of a contract with its own organization does not relieve the bidder of the responsibility to make good faith efforts. Bidders are not, however, required to accept higher quotes from DBE companies if the price difference is excessive or unreasonable. In accordance with subsection (c)(6) of the above Bidding Procedures, the documentation of good faith efforts must include copies of each DBE and non-DBE subcontractor quote submitted to the bidder when a non-DBE subcontractor was selected over a DBE for work on the contract.
- (5) Not rejecting DBE companies as being unqualified without sound reasons based on a thorough investigation of their capabilities. The bidder's standing within its industry, membership in specific groups, organizations, or associations and political or social affiliations (for example union vs. non-union employee status) are not legitimate causes for the rejection or non-solicitation of bids in the bidder's efforts to meet the project goal.
 - (6) Making efforts to assist interested DBE companies in obtaining bonding, lines of credit, or insurance as required by the recipient or Contractor.
 - (7) Making efforts to assist interested DBE companies in obtaining necessary equipment, supplies, materials, or related assistance or services.
 - (8) Effectively using the services of available minority/women community organizations; minority/women contractors' groups; local, state, and federal minority/women business assistance offices; and other organizations as allowed on a case-by-case basis to provide assistance in the recruitment and placement of DBE companies.

- (b) If the Department determines that the apparent successful bidder has made a good faith effort to secure the work commitment of DBE companies to meet the contract goal, the Department will award the contract provided that it is otherwise eligible for award. If the Department determines that the bidder has failed to meet the requirements of this Special Provision or that a good faith effort has not been made, the Department will notify the responsible company official designated in the Utilization Plan that the bid is not responsive. The notification shall include a statement of reasons for the determination. If the Utilization Plan is not approved because it is deficient as a technical matter, unless waived by the Department, the bidder will be notified and will be allowed no more than a five calendar day period in order to cure the deficiency.
- (c) The bidder may request administrative reconsideration of a determination adverse to the bidder within the five working days after the receipt of the notification date of the determination by delivering the request to the Department of Transportation, Bureau of Small Business Enterprises, Contract Compliance Section, 2300 South Dirksen Parkway, Room 319, Springfield, Illinois 62764 (Telefax: (217) 785-1524). Deposit of the request in the United States mail on or before the fifth business day shall not be deemed delivery. The determination shall become final if a request is not made and delivered. A request may provide additional written documentation or argument concerning the issues raised in the determination statement of reasons, provided the documentation and arguments address efforts made prior to submitting the bid. The request will be forwarded to the Department's Reconsideration Officer. The Reconsideration Officer will extend an opportunity to the bidder to meet in person in order to consider all issues of documentation and whether the bidder made a good faith effort to meet the goal. After the review by the Reconsideration Officer, the bidder will be sent a written decision within ten working days after receipt of the request for consideration, explaining the basis for finding that the bidder did or did not meet the goal or make adequate good faith efforts to do so. A final decision by the Reconsideration Officer that a good faith effort was made shall approve the Utilization Plan submitted by the bidder and shall clear the contract for award. A final decision that a good faith effort was not made shall render the bid not responsive.

CALCULATING DBE PARTICIPATION. The Utilization Plan values represent work anticipated to be performed and paid for upon satisfactory completion. The Department is only able to count toward the achievement of the overall goal and the contract goal the value of payments made for the work actually performed by DBE companies. In addition, a DBE must perform a commercially useful function on the contract to be counted. A commercially useful function is generally performed when the DBE is responsible for the work and is carrying out its responsibilities by actually performing, managing, and supervising the work involved. The Department and Contractor are governed by the provisions of 49 CFR Part 26.55(c) on questions of commercially useful functions as it affects the work. Specific counting guidelines are provided in 49 CFR Part 26.55, the provisions of which govern over the summary contained herein.

- (a) DBE as the Contractor: 100 percent goal credit for that portion of the work performed by the DBE's own forces, including the cost of materials and supplies. Work that a DBE subcontracts to a non-DBE does not count toward the DBE goals.

- (b) DBE as a joint venture Contractor: 100 percent goal credit for that portion of the total dollar value of the contract equal to the distinct, clearly defined portion of the work performed by the DBE's own forces.
- (c) DBE as a subcontractor: 100 percent goal credit for the work of the subcontract performed by the DBE's own forces, including the cost of materials and supplies, excluding the purchase of materials and supplies or the lease of equipment by the DBE subcontractor from the prime Contractor or its affiliates. Work that a DBE subcontractor in turn subcontracts to a non-DBE does not count toward the DBE goal.
- (d) DBE as a trucker: 100 percent goal credit for trucking participation provided the DBE is responsible for the management and supervision of the entire trucking operation for which it is responsible. At least one truck owned, operated, licensed, and insured by the DBE must be used on the contract. Credit will be given for the following:
 - (1) The DBE may lease trucks from another DBE firm, including an owner-operator who is certified as a DBE. The DBE who leases trucks from another DBE receives credit for the total value of the transportation services the lessee DBE provides on the contract.
 - (2) The DBE may also lease trucks from a non-DBE firm, including from an owner-operator. The DBE who leases trucks from a non-DBE is entitled to credit only for the fee or commission is receives as a result of the lease arrangement.
- (e) DBE as a material supplier:
 - (1) 60 percent goal credit for the cost of the materials or supplies purchased from a DBE regular dealer.
 - (2) 100 percent goal credit for the cost of materials of supplies obtained from a DBE manufacturer.
 - (3) 100 percent credit for the value of reasonable fees and commissions for the procurement of materials and supplies if not a DBE regular dealer or DBE manufacturer.

CONTRACT COMPLIANCE. Compliance with this Special Provision is an essential part of the contract. The Department is prohibited by federal regulations from crediting the participation of a DBE included in the Utilization Plan toward either the contract goal or the Department's overall goal until the amount to be applied toward the goals has been paid to the DBE. The following administrative procedures and remedies govern the compliance by the Contractor with the contractual obligations established by the Utilization Plan. After approval of the Utilization Plan and award of the contract, the Utilization Plan and individual DBE Participation Statements become part of the contract. If the Contractor did not succeed in obtaining enough DBE participation to achieve the advertised contract goal, and the Utilization Plan was approved and contract awarded based upon a determination of good faith, the total dollar value of DBE work calculated in the approved Utilization Plan as a percentage of the awarded contract value shall become the amended contract goal. All work indicated for performance by an approved DBE shall be performed, managed, and supervised by the DBE executing the DBE Participation Commitment Statement.

- (a) NO AMENDMENT. No amendment to the Utilization Plan may be made without prior written approval from the Department's Bureau of Small Business Enterprises. All requests for amendment to the Utilization Plan shall be submitted to the Department of Transportation, Bureau of Small Business Enterprises, Contract Compliance Section, 2300 South Dirksen Parkway, Room 319, Springfield, Illinois 62764. Telephone number (217) 785-4611. Telefax number (217) 785-1524.
- (b) CHANGES TO WORK. Any deviation from the DBE condition-of-award or contract plans, specifications, or special provisions must be approved, in writing, by the Department as provided elsewhere in the Contract. The Contractor shall notify affected DBEs in writing of any changes in the scope of work which result in a reduction in the dollar amount condition-of-award to the contract. Where the revision includes work committed to a new DBE subcontractor, not previously involved in the project, then a Request for Approval of Subcontractor, Department form BC 260A or AER 260A, must be signed and submitted. If the commitment of work is in the form of additional tasks assigned to an existing subcontract, then a new Request for Approval of Subcontractor shall not be required. However, the Contractor must document efforts to assure that the existing DBE subcontractor is capable of performing the additional work and has agreed in writing to the change.
- (c) SUBCONTRACT. The Contractor must provide DBE subcontracts to IDOT upon request. Subcontractors shall ensure that all lower tier subcontracts or agreements with DBEs to supply labor or materials be performed in accordance with this Special Provision.

(d) ALTERNATIVE WORK METHODS. In addition to the above requirements for reductions in the condition of award, additional requirements apply to the two cases of Contractor-initiated work substitution proposals. Where the contract allows alternate work methods which serve to delete or create underruns in condition of award DBE work, and the Contractor selects that alternate method or, where the Contractor proposes a substitute work method or material that serves to diminish or delete work committed to a DBE and replace it with other work, then the Contractor must demonstrate one of the following:

- (1) That the replacement work will be performed by the same DBE (as long as the DBE is certified in the respective item of work) in a modification of the condition of award; or
- (2) That the DBE is aware that its work will be deleted or will experience underruns and has agreed in writing to the change. If this occurs, the Contractor shall substitute other work of equivalent value to a certified DBE or provide documentation of good faith efforts to do so; or
- (3) That the DBE is not capable of performing the replacement work or has declined to perform the work at a reasonable competitive price. If this occurs, the Contractor shall substitute other work of equivalent value to a certified DBE or provide documentation of good faith efforts to do so.

(e) TERMINATION AND REPLACEMENT PROCEDURES. The Contractor shall not terminate or replace a DBE listed on the approved Utilization Plan, or perform with other forces work designated for a listed DBE except as provided in this Special Provision. The Contractor shall utilize the specific DBEs listed to perform the work and supply the materials for which each is listed unless the Contractor obtains the Department's written consent as provided in subsection (a) of this part. Unless Department consent is provided for termination of a DBE subcontractor, the Contractor shall not be entitled to any payment for work or material unless it is performed or supplied by the DBE in the Utilization Plan.

As stated above, the Contractor shall not terminate or replace a DBE subcontractor listed in the approved Utilization Plan without prior written consent. This includes, but is not limited to, instances in which the Contractor seeks to perform work originally designated for a DBE subcontractor with its own forces or those of an affiliate, a non-DBE firm, or with another DBE firm. Written consent will be granted only if the Bureau of Small Business Enterprises agrees, for reasons stated in its concurrence document, that the Contractor has good cause to terminate or replace the DBE firm. Before transmitting to the Bureau of Small Business Enterprises any request to terminate and/or substitute a DBE subcontractor, the Contractor shall give notice in writing to the DBE subcontractor, with a copy to the Bureau, of its intent to request to terminate and/or substitute, and the reason for the request. The Contractor shall give the DBE five days to respond to the Contractor's notice. The DBE so notified shall advise the Bureau and the Contractor of the reasons, if any, why it objects to the proposed termination of its subcontract and why the Bureau should not approve the Contractor's action. If required in a particular case as a matter of public necessity, the Bureau may provide a response period shorter than five days.

For purposes of this paragraph, good cause includes the following circumstances:

- (1) The listed DBE subcontractor fails or refuses to execute a written contract;
- (2) The listed DBE subcontractor fails or refuses to perform the work of its subcontract in a way consistent with normal industry standards. Provided, however, that good cause does not exist if the failure or refusal of the DBE subcontractor to perform its work on the subcontract results from the bad faith or discriminatory action of the prime contractor;
- (3) The listed DBE subcontractor fails or refuses to meet the prime Contractor's reasonable, nondiscriminatory bond requirements;
- (4) The listed DBE subcontractor becomes bankrupt, insolvent, or exhibits credit unworthiness;
- (5) The listed DBE subcontractor is ineligible to work on public works projects because of suspension and debarment proceedings pursuant 2 CFR Parts 180, 215 and 1200 or applicable state law.
- (6) You have determined that the listed DBE subcontractor is not a responsible contractor;
- (7) The listed DBE subcontractor voluntarily withdraws from the projects and provides to you written notice of its withdrawal;
- (8) The listed DBE is ineligible to receive DBE credit for the type of work required;
- (9) A DBE owner dies or becomes disabled with the result that the listed DBE subcontractor is unable to complete its work on the contract;
- (10) Other documented good cause that compels the termination of the DBE subcontractor. Provided, that good cause does not exist if the prime Contractor seeks to terminate a DBE it relied upon to obtain the contract so that the prime Contractor can self-perform the work for which the DBE contractor was engaged or so that the prime Contractor can substitute another DBE or non-DBE contractor after contract award.

When a DBE is terminated, or fails to complete its work on the Contract for any reason the Contractor shall make a good faith effort to find another DBE to substitute for the original DBE to perform at least the same amount of work under the contract as the terminated DBE to the extent needed to meet the established Contract goal. The good faith efforts shall be documented by the Contractor. If the Department requests documentation under this provision, the Contractor shall submit the documentation within seven days, which may be extended for an additional seven days if necessary at the request of the Contractor. The Department shall provide a written determination to the Contractor stating whether or not good faith efforts have been demonstrated.

- (f) PAYMENT RECORDS. The Contractor shall maintain a record of payments for work performed to the DBE participants. The records shall be made available to the Department for inspection upon request. After the performance of the final item of work or delivery of material by a DBE and final payment therefore to the DBE by the Contractor, but not later than thirty calendar days after payment has been made by the Department to the Contractor for such work or material, the Contractor shall submit a DBE Payment Agreement on Department form SBE 2115 to the Resident Engineer. If full and final payment has not been made to the DBE, the DBE Payment Agreement shall indicate whether a disagreement as to the payment required exists between the Contractor and the DBE or if the Contractor believes that the work has not been satisfactorily completed. If the Contractor does not have the full amount of work indicated in the Utilization Plan performed by the DBE companies indicated in the Utilization Plan and after good faith efforts are reviewed, the Department may deduct from contract payments to the Contractor the amount of the goal not achieved as liquidated and ascertained damages. The Contractor may request an administrative reconsideration of any amount deducted as damages pursuant to subsection (h) of this part.
- (g) ENFORCEMENT. The Department reserves the right to withhold payment to the Contractor to enforce the provisions of this Special Provision. Final payment shall not be made on the contract until such time as the Contractor submits sufficient documentation demonstrating achievement of the goal in accordance with this Special Provision or after liquidated damages have been determined and collected.
- (h) RECONSIDERATION. Notwithstanding any other provision of the contract, including but not limited to Article 109.09 of the Standard Specifications, the Contractor may request administrative reconsideration of a decision to deduct the amount of the goal not achieved as liquidated damages. A request to reconsider shall be delivered to the Contract Compliance Section and shall be handled and considered in the same manner as set forth in paragraph (c) of "Good Faith Effort Procedures" of this Special Provision, except a final decision that a good faith effort was not made during contract performance to achieve the goal agreed to in the Utilization Plan shall be the final administrative decision of the Department. The result of the reconsideration process is not administratively appealable to the U.S. Department of Transportation.

ENGINEER'S FIELD OFFICE (BDE)

Effective: April 1, 2016

Revise the fifth sentence of the first paragraph of Article 670.07 of the Standard Specifications to read:

“This price shall include all utility costs and shall reflect the salvage value of the building or buildings, equipment, and furniture which remain the property of the Contractor after release by the Engineer, except the Department will pay that portion of the monthly long distance, monthly local telephone, and online data usage that, when combined, exceed \$250.”

EQUAL EMPLOYMENT OPPORTUNITY (BDE)

Effective: April 1, 2015

FEDERAL AID CONTRACTS. Revise the following section of Check Sheet #1 of the Recurring Special Provisions to read:

"EQUAL EMPLOYMENT OPPORTUNITY

In the event of the Contractor's noncompliance with the provisions of this Equal Employment Opportunity Clause, the Illinois Human Rights Act, or the Illinois Department of Human Rights Rules and Regulations, the Contractor may be declared ineligible for future contracts or subcontracts with the State of Illinois or any of its political sub-divisions or municipal corporations, and the contract may be cancelled or voided in whole or in part, and such other sanctions or penalties may be imposed or remedies invoked as provided by statute or regulation.

During the performance of this Contract, the Contractor agrees as follows:

- (1) That it will not discriminate against any employee or applicant for employment because of race, color, religion, sex, sexual orientation, marital status, order of protection status, national origin or ancestry, citizenship status, age, physical or mental disability unrelated to ability, military status, or an unfavorable discharge from military service; and further that it will examine all job classifications to determine if minority persons or women are underutilized and will take appropriate affirmative action to rectify any such underutilization.
- (2) That, if it hires additional employees in order to perform this contract or any portion hereof, it will determine the availability (according to the Illinois Department of Human Rights Rules and Regulations) of minorities and women in the area(s) from which it may reasonably recruit and it will hire for each job classification for which employees are hired in such a way that minorities and women are not underutilized.

- (3) That, in all solicitations or advertisements for employees placed by it or on its behalf, it will state that all applicants will be afforded equal opportunity without discrimination because of race, color, religion, sex, sexual orientation, marital status, order of protection status, national origin or ancestry, citizenship status, age, physical or mental disability unrelated to ability, military status or an unfavorable discharge from military service.
- (4) That it will send to each labor organization or representative of workers with which it has or is bound by a collective bargaining or other agreement or understanding, a notice advising such labor organization or representative of the Contractor's obligations under the Illinois Human Rights Act and the Illinois Department of Human Rights Rules and Regulations. If any labor organization or representative fails or refuses to cooperate with the Contractor in its efforts to comply with such Act and Rules and Regulations, the Contractor will promptly so notify the Illinois Department of Human Rights and IDOT and will recruit employees from other sources when necessary to fulfill its obligations thereunder.
- (5) That it will submit reports as required by the Illinois Department of Human Rights Rules and Regulations, furnish all relevant information as may from time to time be requested by the Illinois Department of Human Rights or IDOT, and in all respects comply with the Illinois Human Rights Act and the Illinois Department of Human Rights Rules and Regulations.
- (6) That it will permit access to all relevant books, records, accounts, and work sites by personnel of IDOT and the Illinois Department of Human Rights for purposes of investigation to ascertain compliance with the Illinois Human Rights Act and the Illinois Department of Human Rights Rules and Regulations.
- (7) That it will include verbatim or by reference the provisions of this clause in every subcontract it awards under which any portion of the contract obligations are undertaken or assumed, so that the provisions will be binding upon the subcontractor. In the same manner as with other provisions of this contract, the Contractor will be liable for compliance with applicable provisions of this clause by subcontractors; and further it will promptly notify IDOT and the Illinois Department of Human Rights in the event any subcontractor fails or refuses to comply with these provisions. In addition, the Contractor will not utilize any subcontractor declared by the Illinois Human Rights Commission to be ineligible for contracts or subcontracts with the State of Illinois or any of its political subdivisions or municipal corporations."

STATE CONTRACTS. Revise Section II of Check Sheet #5 of the Recurring Special Provisions to read:

“II. EQUAL EMPLOYMENT OPPORTUNITY

In the event of the Contractor's noncompliance with the provisions of this Equal Employment Opportunity Clause, the Illinois Human Rights Act or the Illinois Department of Human Rights Rules and Regulations, the Contractor may be declared ineligible for future contracts or subcontracts with the State of Illinois or any of its political sub-divisions or municipal corporations, and the contract may be cancelled or voided in whole or in part, and such other sanctions or penalties may be imposed or remedies invoked as provided by statute or regulation.

During the performance of this Contract, the Contractor agrees as follows:

1. That it will not discriminate against any employee or applicant for employment because of race, color, religion, sex, sexual orientation, marital status, order of protection status, national origin or ancestry, citizenship status, age, physical or mental disability unrelated to ability, military status, or an unfavorable discharge from military service; and further that it will examine all job classifications to determine if minority persons or women are underutilized and will take appropriate affirmative action to rectify any such underutilization.
2. That, if it hires additional employees in order to perform this contract or any portion hereof, it will determine the availability (according to the Illinois Department of Human Rights Rules and Regulations) of minorities and women in the area(s) from which it may reasonably recruit and it will hire for each job classification for which employees are hired in such a way that minorities and women are not underutilized.
3. That, in all solicitations or advertisements for employees placed by it or on its behalf, it will state that all applicants will be afforded equal opportunity without discrimination because of race, color, religion, sex, sexual orientation, marital status, order of protection status, national origin or ancestry, citizenship status, age, physical or mental disability unrelated to ability, military status, or an unfavorable discharge from military service.
4. That it will send to each labor organization or representative of workers with which it has or is bound by a collective bargaining or other agreement or understanding, a notice advising such labor organization or representative of the Contractor's obligations under the Illinois Human Rights Act and the Illinois Department of Human Rights Rules and Regulations. If any labor organization or representative fails or refuses to cooperate with the Contractor in its efforts to comply with such Act and Rules and Regulations, the Contractor will promptly so notify the Illinois Department of Human Rights and IDOT and will recruit employees from other sources when necessary to fulfill its obligations thereunder.

5. That it will submit reports as required by the Illinois Department of Human Rights Rules and Regulations, furnish all relevant information as may from time to time be requested by the Illinois Department of Human Rights or IDOT, and in all respects comply with the Illinois Human Rights Act and the Illinois Department of Human Rights Rules and Regulations.
6. That it will permit access to all relevant books, records, accounts and work sites by personnel of IDOT and the Illinois Department of Human Rights for purposes of investigation to ascertain compliance with the Illinois Human Rights Act and the Illinois Department of Human Rights Rules and Regulations.
7. That it will include verbatim or by reference the provisions of this clause in every subcontract it awards under which any portion of the contract obligations are undertaken or assumed, so that the provisions will be binding upon the subcontractor. In the same manner as with other provisions of this contract, the Contractor will be liable for compliance with applicable provisions of this clause by subcontractors; and further it will promptly notify IDOT and the Illinois Department of Human Rights in the event any subcontractor fails or refuses to comply with these provisions. In addition, the Contractor will not utilize any subcontractor declared by the Illinois Human Rights Commission to be ineligible for contracts or subcontracts with the State of Illinois or any of its political subdivisions or municipal corporations.”

ERRATA FOR THE 2016 STANDARD SPECIFICATIONS (BDE)

Effective: April 1, 2016

- Page 84 Article 204.02. In the seventh line of the first paragraph change “AASHTO T 99 (Method C)” to “Illinois Modified AASHTO T 99 (Method C)”.
- Page 90 Article 205.06. In the first sentence of the third paragraph change “AASHTO T 99 (Method C)” to “Illinois Modified AASHTO T 99 (Method C)”.
- Page 91 Article 205.06. In the first sentence of the fourth paragraph change “AASHTO T 99 (Method C)” to “Illinois Modified AASHTO T 99 (Method C)”, and in the second sentence change “AASHTO T 224” to “Illinois Modified AASHTO T 99 (Annex A1)”.
- Page 91 Article 205.06. In the second line of the fifth paragraph change “AASHTO T 191” to “Illinois Modified AASHTO T 191”.
- Page 91 Article 205.06. In the sixth line of the eighth paragraph change “AASHTO T 99 (Method C)” to “Illinois Modified AASHTO T 99 (Method C)”.
- Page 148 Article 302.09. In the second sentence of the fifth paragraph change “AASHTO T 191” to “Illinois Modified AASHTO T 191”, and in the third sentence change “AASHTO T 99” to “Illinois Modified AASHTO T 99”.

- Page 152 Article 310.09. In the second sentence of the second paragraph change “AASHTO T 191” to “Illinois Modified AASHTO T 191”, and in the third sentence change “AASHTO T 99” to “Illinois Modified AASHTO T 99”.
- Page 155 Article 311.05(a). In the first sentence of the fifth paragraph change “AASHTO T 99 (Method C)” to “Illinois Modified AASHTO T 99 (Method C)”, and in the second sentence change “AASHTO T 224” to “Illinois Modified AASHTO T 99 (Annex A1)”.
- Page 155 Article 311.05(a). In the second line of the sixth paragraph change “AASHTO T 191” to “Illinois Modified AASHTO T 191”.
- Page 163 Article 351.05(a). In the second sentence of the fifth paragraph change “AASHTO T 99 (Method C)” to “Illinois Modified AASHTO T 99 (Method C)”, and in the third sentence change “AASHTO T 224” to “Illinois Modified AASHTO T 99 (Annex A1)”.
- Page 163 Article 351.05(a). In the second line of the sixth paragraph change “AASHTO T 191” to “Illinois Modified AASHTO T 191”.
- Page 169 Article 352.11. In the second sentence of the fourth paragraph change “AASHTO T 191” to “Illinois Modified AASHTO T 191”, and in the third sentence change “AASHTO T 134 (Method B)” to “Illinois Modified AASHTO T 134 (Method B)”.
- Page 169 Article 352.12. In the first sentence of the first paragraph change “AASHTO T 22” to “Illinois Modified AASHTO T 22”, and in the second sentence change “AASHTO T 134 (Method B)” to “Illinois Modified AASHTO T 134 (Method B)”.
- Page 196 Article 406.07(a). After the footnotes in Table 1 - Minimum Roller Requirements for HMA add the following:

“EQUIPMENT DEFINITION

- V_s - Vibratory roller, static mode, minimum 125 lb/in. (2.2 kg/mm) of roller width. Maximum speed = 3 mph (5 km/h) or 264 ft/min (80 m/min). If the vibratory roller does not eliminate roller marks, its use shall be discontinued and a tandem roller, adequately ballasted to remove roller marks, shall be used.
- V_D - Vibratory roller, dynamic mode, operated at a speed to produce not less than 10 impacts/ft (30 impacts/m).
- P - Pneumatic-tired roller, max. speed 3 1/2 mph (5.5 km/h) or 308 ft/min (92 m/min). The pneumatic-tired roller shall have a minimum tire pressure of 80 psi (550 kPa) and shall be equipped with heat retention shields. The self-propelled pneumatic-tired roller shall develop a compression of not less than 300 lb (53 N) nor more than 500 lb (88 N) per in. (mm) of width of the tire tread in contact with the HMA surface.

T_B - Tandem roller for breakdown rolling, 8 to 12 tons (7 to 11 metric tons), 250 to 400 lb/in. (44 to 70 N/mm) of roller width, max. speed = 3 1/2 mph (5.5 km/h) or 308 ft/min (92 m/min).

T_F - Tandem roller for final rolling, 200 to 400 lb/in. (35 to 70 N/mm) of roller width with minimum roller width of 50 in. (1.25 m). Ballast shall be increased if roller marks are not eliminated. Ballast shall be decreased if the mat shoves or distorts.

3W- Three wheel roller, max. speed = 3 mph (5 km/h) or 264 ft/min (80 m/min), 300 to 400 lb/in. (53 to 70 N/mm) of roller width. The three-wheel roller shall weigh 10 to 12 tons (9 to 11 metric tons)."

Page 331 Article 505.04(p). Under Range of Clearance in the first table change "in. x 10⁻⁶" to "in. x 10⁻³".

Page 444 Article 542.03. In the Notes in Table IIIB add "CPP Corrugated Polypropylene (CPP) pipe with smooth interior".

Page 445 Article 542.03. In the fourth column in Table IIIB (metric) change the heading for Type 5 pipe from "CPE" to "CPP".

Page 445 Article 542.03. In the Notes in Table IIIB (metric) change "PE Polyethylene (PE) pipe with a smooth interior" to "CPP Corrugated Polypropylene (CPP) pipe with smooth interior".

Page 449 Article 542.04(f)(2). In the third line of the second paragraph change "AASHTO T 99 (Method C)" to "Illinois Modified AASHTO T 99 (Method C)".

Page 544 Article 639.03. In the first sentence of the first paragraph change "AASHTO Standard Specifications for Structural Supports for Highway Signs, Luminaires, Traffic Signals," to "AASHTO "LRFD Specifications for Structural Supports for Highway Signs, Luminaires, and Traffic Signals,"".

Page 546 Article 640.03. In the first sentence of the first paragraph change "AASHTO Standard Specifications for Structural Supports for Highway Signs, Luminaires, and Traffic Signals" to "AASHTO "LRFD Specifications for Structural Supports for Highway Signs, Luminaires, and Traffic Signals"".

Page 548 Article 641.03. In the first sentence of the first paragraph change "AASHTO Standard Specifications for Structural Supports for Highway Signs, Luminaire and Traffic Signals," to "AASHTO "LRFD Specifications for Structural Supports for Highway Signs, Luminaires, and Traffic Signals,"".

- Page 621 Article 727.03. In the first sentence of the third paragraph change “AASHTO Standard Specifications for Structural Supports for Highway Signs, Luminaires and Traffic Signals” to “AASHTO “LRFD Specifications for Structural Supports for Highway Signs, Luminaires, and Traffic Signals””.
- Page 629 Article 734.03(a). In the fourth line of the second paragraph change “AASHTO T 99 (Method C)” to “Illinois Modified AASHTO T 99 (Method C)”.
- Page 649 Article 801.02. In the first sentence of the first paragraph change “AASHTO’s Standard Specifications for Structural Supports for Highway Signs, Luminaires, and Traffic Signals” to “AASHTO “LRFD Specifications for Structural Supports for Highway Signs, Luminaires, and Traffic Signals””.
- Page 742 Article 1003.04(c). Under Gradation in the table change “(see Article 1003.02(c))” to “(see Article 1003.01(c))”.
- Page 755 Article 1004.03(b). Revise the third sentence of the first paragraph to read “For Class A (seal or cover coat), and other binder courses, the coarse aggregate shall be Class C quality or better.”.
- Page 809 Article 1020.04(e). In the third line of the first paragraph change “ITP SCC-3” to “ITP SCC-4”.
- Page 945 Article 1069.05. In the first sentence of the tenth paragraph change ““Standard Specifications for Structural Supports for Highway Signs, Luminaires, and Traffic Signals”” to “AASHTO “LRFD Specifications for Structural Supports for Highway Signs, Luminaires, and Traffic Signals””.
- Page 961 Article 1070.04(b)(1). In the third sentence of the first paragraph change ““Standard Specifications of Structural Supports for Highway Signs, Luminaires and Traffic Signals” published by AASHTO” to “AASHTO “LRFD Specifications for Structural Supports for Highway Signs, Luminaires, and Traffic Signals””.
- Page 989 Article 1077.01. In the second sentence of the first paragraph change “Standard Specifications for Structural Supports for Highway Signs, Luminaires, and Traffic Signals, as published by AASHTO” to “AASHTO “LRFD Specifications for Structural Supports for Highway Signs, Luminaires, and Traffic Signals””.
- Page 1121 Article 1103.13(a). In the first line of the first paragraph change “Bridge Deck Approach Slabs.” to “Bridge Deck and Approach Slabs.”.

GROOVING FOR RECESSED PAVEMENT MARKINGS (BDE)

Effective: November 1, 2012

Revised: August 1, 2014

Description. This work shall consist of grooving the pavement surface in preparation for the application of recessed pavement markings.

Equipment. Equipment shall be according to the following.

- (a) Pavement Marking Tape Installations: The grooving equipment shall have a free-floating saw blade cutting head equipped with gang-stacked diamond saw blades. The diamond saw blades shall be of uniform wear and shall produce a smooth textured surface. Any ridges in the groove shall have a maximum height of 15 mils (0.38 mm).
- (b) Liquid and Thermoplastic Pavement Marking Installations: The grooving equipment shall be equipped with either a free-floating saw blade cutting head or a free-floating grinder cutting head configuration with diamond or carbide tipped cutters and shall produce an irregular textured surface.

CONSTRUCTION REQUIREMENTS

General. The Contractor shall supply the Engineer with a copy of the pavement marking material manufacturer's recommendations for constructing a groove.

Pavement Grooving Methods. The grooves for recessed pavement markings shall be constructed using the following methods.

- (a) Wet Cutting Head Operation. When water is required or used to cool the cutting head, the groove shall be flushed with high pressure water immediately following the cut to avoid build up and hardening of slurry in the groove. The pavement surface shall be allowed to dry for a minimum of 24 hours prior to the final cleaning of the groove and application of the pavement marking material.
- (b) Dry Cutting Head Operation. When used on HMA pavements, the groove shall be vacuumed or cleaned by blasting with high-pressure air to remove loose aggregate, debris, and dust generated during the cutting operation. When used on PCC pavements, the groove shall be flushed with high pressure water or shot blasted to remove any PCC particles that may have become destabilized during the grooving process. If high pressure water is used, the pavement surface shall be allowed to dry for a minimum of 24 hours prior to the final cleaning of the groove and application of the pavement marking material.

Pavement Grooving. Grooving shall not cause ravels, aggregate fractures, spalling or disturbance of the joints to the underlying surface of the pavement. Grooves shall be cut into the pavement prior to the application of the pavement marking material. Grooves shall be cut such that the width is 1 in. (25 mm) greater than the width of the pavement marking line as specified on the plans. Grooves for letters and symbols shall be cut in a square or rectangular shape so that the entire marking will fit within the limits of the grooved area. The position of the edge of the grooves shall be a minimum of 4 in. (100 mm) from the edge of all longitudinal joints. The depth of the groove shall not be less than the manufacturer's recommendations for the pavement marking material specified, but shall be installed to a minimum depth of 110 mils (2.79 mm) and a maximum depth of 200 mils (5.08 mm) for pavement marking tapes thermoplastic markings and a minimum depth of 40 mils (1.02 mm) and a maximum depth of 80 mils (2.03 mm) for liquid markings. The cutting head shall be operated at the appropriate speed in order to prevent undulation of the cutting head and grooving at an inconsistent depth.

At the start of grooving operations, a 50 ft (16.7 m) test section shall be installed and depth measurements shall be made at 10 ft (3.3 m) intervals within the test section. The individual depth measurements shall be within the allowable ranges according to this Article. If it is determined the test section has not been grooved at the appropriate depth or texture, adjustments shall be made to the cutting head and another 50 ft (16.7 m) test section shall be installed and checked. This process shall continue until the test section meets the requirements of this Article.

For new HMA pavements, grooves shall not be installed within 14 days of the placement of the final course of pavement.

Final Cleaning. Immediately prior to the application of the pavement marking material or primer sealer, the groove shall be cleaned with high-pressure air blast.

Method of Measurement. This work will be measured for payment in place, in feet (meter) for the groove width specified.

Grooving for letter, numbers and symbols will be measured in square feet (square meters).

Basis of Payment. This work will be paid for at the contract unit price per foot (meter) for GROOVING FOR RECESSED PAVEMENT MARKING of the groove width specified, and per square foot (square meter) for GROOVING FOR RECESSED PAVEMENT MARKING, LETTERS AND SYMBOLS.

The following shall only apply when preformed plastic pavement markings are to be recessed:

Add the following paragraph after the first paragraph of Article 780.07 of the Standard Specifications.

“The markings shall be capable of being applied in a grooved slot on new and existing portland cement concrete and HMA surfaces, by means of a pressure-sensitive, precoated adhesive, or liquid contact cement which shall be applied at the time of installation. A primer sealer shall be applied with a roller and shall cover and seal the entire bottom of the groove. The primer sealer shall be recommended by the manufacturer of the pavement marking material and shall be compatible with the material being used. The Contractor shall install the markings in the groove as soon as possible after the primer sealer cures according to the manufacturer’s recommendations. The markings placed in the groove shall be rolled and tamped into the groove with a roller or tamper cart cut to fit the groove and loaded with or weighing at least 200 lb (90kg). Vehicle tires shall not be used for tamping. The Contractor shall roll and tamp the material with a minimum of 6 passes to prevent easy removal or peeling.”

HOT-MIX ASPHALT - DENSITY TESTING OF LONGITUDINAL JOINTS (BDE)

Effective: January 1, 2010

Revised: April 1, 2016

Description. This work shall consist of testing the density of longitudinal joints as part of the quality control/quality assurance (QC/QA) of hot-mix asphalt (HMA). Work shall be according to Section 1030 of the Standard Specifications except as follows.

Quality Control/Quality Assurance (QC/QA). Delete the second and third sentence of the third paragraph of Article 1030.05(d)(3) of the Standard Specifications.

Add the following paragraphs to the end of Article 1030.05(d)(3) of the Standard Specifications:

“Longitudinal joint density testing shall be performed at each random density test location. Longitudinal joint testing shall be located at a distance equal to the lift thickness or a minimum of 4 in. (100 mm), from each pavement edge. (i.e. for a 5 in. (125 mm) lift the near edge of the density gauge or core barrel shall be within 5 in. (125 mm) from the edge of pavement.) Longitudinal joint density testing shall be performed using either a correlated nuclear gauge or cores.

a. Confined Edge. Each confined edge density shall be represented by a one-minute nuclear density reading or a core density and shall be included in the average of density readings or core densities taken across the mat which represents the Individual Test.

b. Unconfined Edge. Each unconfined edge joint density shall be represented by an average of three one-minute density readings or a single core density at the given density test location and shall meet the density requirements specified herein. The three one-minute readings shall be spaced 10 ft (3 m) apart longitudinally along the unconfined pavement edge and centered at the random density test location.”

Revise the Density Control Limits table in Article 1030.05(d)(4) of the Standard Specifications to read:

"Mixture Composition	Parameter	Individual Test (includes confined edges)	Unconfined Edge Joint Density Minimum
IL-4.75	Ndesign = 50	93.0 – 97.4% ^{1/}	91.0%
IL-9.5	Ndesign = 90	92.0 – 96.0%	90.0%
IL-9.5,IL-9.5L	Ndesign < 90	92.5 – 97.4%	90.0%
IL-19.0	Ndesign = 90	93.0 – 96.0%	90.0%
IL-19.0, IL-19.0L	Ndesign < 90	93.0 ^{2/} – 97.4%	90.0%
SMA	Ndesign = 50 & 80	93.5 – 97.4%	91.0%”

HOT-MIX ASPHALT – TACK COAT (BDE)

Effective: November 1, 2016

Revise Article 1032.06(a) of the Standard Specifications to read:

“(a) Anionic Emulsified Asphalt. Anionic emulsified asphalts shall be according to AASHTO M 140. SS-1h emulsions used as a tack coat shall have the cement mixing test waived.”

LIGHT POLES (BDE)

Effective: July 1, 2016

Revise the second paragraph of Article 1069.01 of the Standard Specifications to read:

“The detailed design and fabrication of the pole shaft, arms, tenons, and attachments shall be according to AASHTO “LRFD Specifications for Structural Supports for Highway Signs, Luminaires and Traffic Signals” current at the time the project is advertised. Light poles shall be designed for ADT > 10,000 and Risk Category Typical. If Fatigue design is required, light poles shall be designed for Importance Category I.”

Revise the fifth paragraph of Article 1069.01(a) of the Standard Specifications to read:

“Deflection of the pole top as caused by the combined effect of deadload referenced above and wind speed prescribed by AASHTO shall be as required by AASHTO. Pole deflection and loading compliance, certified by the manufacturer, shall be noted on the pole submittal.”

MECHANICAL SIDE TIE BAR INSERTER (BDE)

Effective: August 1, 2014

Revised: April 1, 2016

Add the following to Article 420.03 of the Standard Specifications:

“(k) Mechanical Side Tie Bar Inserters 1103.18”

Revise Article 420.05(b) of the Standard Specifications to read:

“(b) Longitudinal Construction Joint. The tie bars shall be installed using one of the following methods.

- (1) Preformed or Drilled Holes. The tie bars shall be installed with a nonshrink grout or chemical adhesive providing a minimum pull-out strength as follows. The nonshrink grout and/or chemical adhesive shall be on the Department’s qualified product list.

Bar Size	Minimum Pull-Out Strength
No. 6 (No. 19)	11,000 lb (49 kN)
No. 8 (No. 25)	19,750 lb (88 kN)

Holes shall be blown clean and dry prior to placing the grout or adhesive. If compressed air is used, the pneumatic tool lubricator shall be bypassed and a filter installed on the discharge valve to keep water and oil out of the lines. The installation shall be with methods and tools conforming to the grout or adhesive manufacturer’s recommendations.

The Contractor shall load test five percent of the first 500 tie bars installed. No further installation will be allowed until the initial five percent testing has been completed and approval to continue installation has been given by the Engineer. Testing will be required for 0.5 percent of the bars installed after the initial 500. For each bar that fails to pass the minimum requirements, two more bars selected by the Engineer shall be tested. Each bar that fails to meet the minimum load requirement shall be reinstalled and retested. The equipment and method used for testing shall meet the requirements of ASTM E 488. All tests shall be performed within 72 hours of installation. The tie bars shall be installed and approved before concrete is placed in the adjacent lane.”

- (2) Inserted. The tie bars shall be installed with the use of a mechanical side tie bar inserter. The inserter shall insert the tie bars with vibration while still within the extrusion process, after the concrete has been struck off and consolidated without deformation of the slab. The inserter shall remain stationary relative to the pavement when inserting tie bars, while the formless paver continues to move in the direction of paving.

A void greater than 1/8 in. (3 mm) at any location around the tie bar shall require immediate adjustment of the paving operation. A void greater than 1/2 in.(13 mm) shall be repaired with a nonshrink grout or chemical adhesive after the concrete has hardened. If at the end of the day of paving more than 20 percent of the tie bars show a void larger than 1/8 in. (3 mm) at any point around the bar, the use of the side tie bar inserter shall be discontinued.

(3) Formed in Place. The tie bar shall be formed in place as shown on the plans.

The sealant reservoir shall be formed either by sawing after the concrete has set according to Article 420.05(a) or by hand tools when the concrete is in a plastic state.”

Add the following to Section 1103 of the Standard Specifications:

“**1103.18 Mechanical Side Bar Inserters.** The mechanical side tie bar inserter shall be self-contained and supported on the formless paver with the ability to move independently from the formless paver. The insertion apparatus shall vibrate within a frequency of 2000 to 6000 vpm. A vibrating reed tachometer, hand type, shall be provided according to Article 1103.12.”

MECHANICAL SPLICERS (BDE)

Effective: July 1, 2016

Add the following paragraph after the second paragraph of Article 1006.10(a)(1)g. of the Standard Specifications.

“Mechanical splicers shall have an additional requirement for total slip. The total slip of the bars within the splice sleeve of the connector after loading in tension to 30 ksi (207 MPa) and relaxing to 3 ksi (20.7 MPa) shall not exceed 0.01 in. (254 microns).”

PAVEMENT MARKING REMOVAL (BDE)

Effective: July 1, 2016

Revise Article 783.02 of the Standard Specifications to read:

“783.02 Equipment. Equipment shall be according to the following.

Item	Article/Section
(a) Grinders (Note 1)	
(b) Water Blaster with Vacuum Recovery	1101.12

Note 1. Grinding equipment shall be approved by the Engineer.”

Revise the first paragraph of Article 783.03 of the Standard Specifications to read:

“783.03 Removal of Conflicting Markings. Existing pavement markings that conflict with revised traffic patterns shall be removed. If darkness or inclement weather prohibits the removal operations, such operations shall be resumed the next morning or when weather permits. In the event of removal equipment failure, such equipment shall be repaired, replaced, or leased so removal operations can be resumed within 24 hours.”

Revise the first and second sentences of the first paragraph of Article 783.03(a) of the Standard Specifications to read:

“The existing pavement markings shall be removed by the method specified and in a manner that does not materially damage the surface or texture of the pavement or surfacing. Small particles of tightly adhering existing markings may remain in place, if in the opinion of the Engineer, complete removal of the small particles will result in pavement surface damage.”

Revise the first paragraph of Article 783.04 of the Standard Specifications to read:

“783.04 Cleaning. The roadway surface shall be cleaned of debris or any other deleterious material by the use of compressed air or water blast.”

Revise the first paragraph of Article 783.06 of the Standard Specifications to read:

“783.06 Basis of Payment. This work will be paid for at the contract unit price per each for RAISED REFLECTIVE PAVEMENT MARKER REMOVAL, or at the contract unit price per square foot (square meter) for PAVEMENT MARKING REMOVAL – GRINDING and/or PAVEMENT MARKING REMOVAL – WATER BLASTING.”

Delete Article 1101.13 from the Standard Specifications.

PORTABLE CHANGEABLE MESSAGE SIGNS (BDE)

Effective: November 1, 2016

Revise this second sentence of the first paragraph of Article 1106.02(i) of the Standard Specifications to read:

“The message panel shall be a minimum of 7 ft (2.1 m) above the edge of pavement in urban areas and a minimum of 5 ft (1.5 m) above the edge of pavement in rural areas, present a level appearance, and be capable of displaying up to eight characters in each of three lines at a time.”

PROGRESS PAYMENTS (BDE)

Effective: November 2, 2013

Revise Article 109.07(a) of the Standard Specifications to read:

“(a) Progress Payments. At least once each month, the Engineer will make a written estimate of the quantity of work performed in accordance with the contract, and the value thereof at the contract unit prices. The amount of the estimate approved as due for payment will be vouchered by the Department and presented to the State Comptroller for payment. No amount less than \$1000.00 will be approved for payment other than the final payment.

Progress payments may be reduced by liens filed pursuant to Section 23(c) of the Mechanics' Lien Act, 770 ILCS 60/23(c).

If a Contractor or subcontractor has defaulted on a loan issued under the Department's Disadvantaged Business Revolving Loan Program (20 ILCS 2705/2705-610), progress payments may be reduced pursuant to the terms of that loan agreement. In such cases, the amount of the estimate related to the work performed by the Contractor or subcontractor, in default of the loan agreement, will be offset, in whole or in part, and vouchered by the Department to the Working Capital Revolving Fund or designated escrow account. Payment for the work shall be considered as issued and received by the Contractor or subcontractor on the date of the offset voucher. Further, the amount of the offset voucher shall be a credit against the Department's obligation to pay the Contractor, the Contractor's obligation to pay the subcontractor, and the Contractor's or subcontractor's total loan indebtedness to the Department. The offset shall continue until such time as the entire loan indebtedness is satisfied. The Department will notify the Contractor and Fund Control Agent in a timely manner of such offset. The Contractor or subcontractor shall not be entitled to additional payment in consideration of the offset.

The failure to perform any requirement, obligation, or term of the contract by the Contractor shall be reason for withholding any progress payments until the Department determines that compliance has been achieved.”

RECLAIMED ASPHALT PAVEMENT AND RECLAIMED ASPHALT SHINGLES (BDE)

Effective: November 1, 2012

Revise: April 1, 2016

Revise Section 1031 of the Standard Specifications to read:

“SECTION 1031. RECLAIMED ASPHALT PAVEMENT AND RECLAIMED ASPHALT SHINGLES

1031.01 Description. Reclaimed asphalt pavement and reclaimed asphalt shingles shall be according to the following.

- (a) Reclaimed Asphalt Pavement (RAP). RAP is the material produced by cold milling or crushing an existing hot-mix asphalt (HMA) pavement. The Contractor shall supply written documentation that the RAP originated from routes or airfields under federal, state, or local agency jurisdiction.
- (b) Reclaimed Asphalt Shingles (RAS). Reclaimed asphalt shingles (RAS). RAS is from the processing and grinding of preconsumer or post-consumer shingles. RAS shall be a clean and uniform material with a maximum of 0.5 percent unacceptable material, as defined in Bureau of Materials and Physical Research Policy Memorandum, “Reclaimed Asphalt Shingle (RAS) Sources”, by weight of RAS. All RAS used shall come from a Bureau of Materials and Physical Research approved processing facility where it shall be ground and processed to 100 percent passing the 3/8 in. (9.5 mm) sieve and 93 percent passing the #4 (4.75 mm) sieve based on a dry shake gradation. RAS shall be uniform in gradation and asphalt binder content and shall meet the testing requirements specified herein. In addition, RAS shall meet the following Type 1 or Type 2 requirements.
 - (1) Type 1. Type 1 RAS shall be processed, preconsumer asphalt shingles salvaged from the manufacture of residential asphalt roofing shingles.
 - (2) Type 2. Type 2 RAS shall be processed post-consumer shingles only, salvaged from residential, or four unit or less dwellings not subject to the National Emission Standards for Hazardous Air Pollutants (NESHAP).

1031.02 Stockpiles. RAP and RAS stockpiles shall be according to the following.

- (a) RAP Stockpiles. The Contractor shall construct individual, sealed RAP stockpiles meeting one of the following definitions. No additional RAP shall be added to the pile after the pile has been sealed. Stockpiles shall be sufficiently separated to prevent intermingling at the base. Stockpiles shall be identified by signs indicating the type as listed below (i.e. “Homogeneous Surface”).

Prior to milling, the Contractor shall request the District provide documentation on the quality of the RAP to clarify the appropriate stockpile.

- (1) Fractionated RAP (FRAP). FRAP shall consist of RAP from Class I, HMA (High and Low ESAL) mixtures. The coarse aggregate in FRAP shall be crushed aggregate and may represent more than one aggregate type and/or quality, but shall be at least C quality. All FRAP shall be fractionated prior to testing by screening into a minimum of two size fractions with the separation occurring on or between the #4 (4.75 mm) and 1/2 in. (12.5 mm) sieves. Agglomerations shall be minimized such that 100 percent of the RAP shall pass the sieve size specified below for the mix into which the FRAP will be incorporated.

Mixture FRAP will be used in:	Sieve Size that 100 % of FRAP Shall Pass
IL-19.0	1 1/2 in. (40 mm)
IL-9.5	3/4 in. (20 mm)
IL-4.75	1/2 in. (13 mm)

- (2) Homogeneous. Homogeneous RAP stockpiles shall consist of RAP from Class I, HMA (High and Low ESAL) mixtures and represent: 1) the same aggregate quality, but shall be at least C quality; 2) the same type of crushed aggregate (either crushed natural aggregate, ACBF slag, or steel slag); 3) similar gradation; and 4) similar asphalt binder content. If approved by the Engineer, combined single pass surface/binder millings may be considered "homogeneous" with a quality rating dictated by the lowest coarse aggregate quality present in the mixture.
- (3) Conglomerate. Conglomerate RAP stockpiles shall consist of RAP from Class I, HMA (High and Low ESAL) mixtures. The coarse aggregate in this RAP shall be crushed aggregate and may represent more than one aggregate type and/or quality, but shall be at least C quality. This RAP may have an inconsistent gradation and/or asphalt binder content prior to processing. All conglomerate RAP shall be processed prior to testing by crushing to where all RAP shall pass the 5/8 in. (16 mm) or smaller screen. Conglomerate RAP stockpiles shall not contain steel slag.
- (4) Non-Quality. RAP stockpiles that do not meet the requirements of the stockpile categories listed above shall be classified as "Non-Quality".

RAP/FRAP containing contaminants, such as earth, brick, sand, concrete, sheet asphalt, bituminous surface treatment (i.e. chip seal), pavement fabric, joint sealants, etc., will be unacceptable unless the contaminants are removed to the satisfaction of the Engineer. Sheet asphalt shall be stockpiled separately.

- (b) RAS Stockpiles. Type 1 and Type 2 RAS shall be stockpiled separately and shall not be intermingled. Each stockpile shall be signed indicating what type of RAS is present.

Unless otherwise specified by the Engineer, mechanically blending manufactured sand (FM 20 or FM 22) up to an equal weight of RAS with the processed RAS will be permitted to improve workability. The sand shall be "B Quality" or better from an approved Aggregate Gradation Control System source. The sand shall be accounted for in the mix design and during HMA production.

Records identifying the shingle processing facility supplying the RAS, RAS type, and lot number shall be maintained by project contract number and kept for a minimum of three years.

1031.03 Testing. RAP/FRAP and RAS testing shall be according to the following.

(a) RAP/FRAP Testing. When used in HMA, the RAP/FRAP shall be sampled and tested either during or after stockpiling.

(1) During Stockpiling. For testing during stockpiling, washed extraction samples shall be run at the minimum frequency of one sample per 500 tons (450 metric tons) for the first 2000 tons (1800 metric tons) and one sample per 2000 tons (1800 metric tons) thereafter. A minimum of five tests shall be required for stockpiles less than 4000 tons (3600 metric tons).

(2) After Stockpiling. For testing after stockpiling, the Contractor shall submit a plan for approval to the District proposing a satisfactory method of sampling and testing the RAP/FRAP pile either in-situ or by restocking. The sampling plan shall meet the minimum frequency required above and detail the procedure used to obtain representative samples throughout the pile for testing.

Each sample shall be split to obtain two equal samples of test sample size. One of the two test samples from the final split shall be labeled and stored for Department use. The Contractor shall extract the other test sample according to Department procedure. The Engineer reserves the right to test any sample (split or Department-taken) to verify Contractor test results.

(b) RAS Testing. RAS or RAS blended with manufactured sand shall be sampled and tested during stockpiling according to Bureau of Materials and Physical Research Policy Memorandum, "Reclaimed Asphalt Shingle (RAS) Source".

Samples shall be collected during stockpiling at the minimum frequency of one sample per 200 tons (180 metric tons) for the first 1000 tons (900 metric tons) and one sample per 250 tons (225 metric tons) thereafter. A minimum of five samples are required for stockpiles less than 1000 tons (900 metric tons). Once a ≤ 1000 ton (900 metric ton), five-sample/test stockpile has been established it shall be sealed. Additional incoming RAS or RAS blended with manufactured sand shall be stockpiled in a separate working pile as designated in the Quality Control plan and only added to the sealed stockpile when the test results of the working pile are complete and are found to meet the tolerances specified herein for the original sealed RAS stockpile.

Before testing, each sample shall be split to obtain two test samples. One of the two test samples from the final split shall be labeled and stored for Department use. The Contractor shall perform a washed extraction and test for unacceptable materials on the other test sample according to Department procedures. The Engineer reserves the right to test any sample (split or Department-taken) to verify Contractor test results.

If the sampling and testing was performed at the shingle processing facility in accordance with the QC Plan, the Contractor shall obtain and make available all of the test results from start of the initial stockpile.

1031.04 Evaluation of Tests. Evaluation of test results shall be according to the following.

- (a) Evaluation of RAP/FRAP Test Results. All of the extraction results shall be compiled and averaged for asphalt binder content and gradation, and when applicable G_{mm} . Individual extraction test results, when compared to the averages, will be accepted if within the tolerances listed below.

Parameter	FRAP/Homogeneous/ Conglomerate
1 in. (25 mm)	
1/2 in. (12.5 mm)	± 8 %
No. 4 (4.75 mm)	± 6 %
No. 8 (2.36 mm)	± 5 %
No. 16 (1.18 mm)	
No. 30 (600 µm)	± 5 %
No. 200 (75 µm)	± 2.0 %
Asphalt Binder	± 0.4 % ^{1/}
G_{mm}	± 0.03

1/ The tolerance for FRAP shall be ± 0.3 %.

If more than 20 percent of the individual sieves and/or asphalt binder content tests are out of the above tolerances, the RAP/FRAP shall not be used in HMA unless the RAP/FRAP representing the failing tests is removed from the stockpile. All test data and acceptance ranges shall be sent to the District for evaluation.

With the approval of the Engineer, the ignition oven may be substituted for extractions according to the ITP, "Calibration of the Ignition Oven for the Purpose of Characterizing Reclaimed Asphalt Pavement (RAP)".

- (b) Evaluation of RAS and RAS Blended with Manufactured Sand Test Results. All of the test results, with the exception of percent unacceptable materials, shall be compiled and averaged for asphalt binder content and gradation. Individual test results, when compared to the averages, will be accepted if within the tolerances listed below.

Parameter	RAS
No. 8 (2.36 mm)	± 5 %
No. 16 (1.18 mm)	± 5 %
No. 30 (600 µm)	± 4 %
No. 200 (75 µm)	± 2.0 %
Asphalt Binder Content	± 1.5 %

If more than 20 percent of the individual sieves and/or asphalt binder content tests are out of the above tolerances, or if the percent unacceptable material exceeds 0.5 percent by weight of material retained on the # 4 (4.75 mm) sieve, the RAS or RAS blend shall not be used in Department projects. All test data and acceptance ranges shall be sent to the District for evaluation.

1031.05 Quality Designation of Aggregate in RAP/FRAP.

- (a) RAP. The aggregate quality of the RAP for homogeneous and conglomerate stockpiles shall be set by the lowest quality of coarse aggregate in the RAP stockpile and are designated as follows.
 - (1) RAP from Class I, Superpave/HMA (High ESAL), or (Low ESAL) IL-9.5L surface mixtures are designated as containing Class B quality coarse aggregate.
 - (2) RAP from Class I binder, Superpave/HMA (High ESAL) binder, or (Low ESAL) IL-19.0L binder mixtures are designated as containing Class C quality coarse aggregate.
- (b) FRAP. If the Engineer has documentation of the quality of the FRAP aggregate, the Contractor shall use the assigned quality provided by the Engineer.

If the quality is not known, the quality shall be determined as follows. Coarse and fine FRAP stockpiles containing plus #4 (4.75 mm) sieve coarse aggregate shall have a maximum tonnage of 5000 tons (4500 metric tons). The Contractor shall obtain a representative sample witnessed by the Engineer. The sample shall be a minimum of 50 lb (25 kg). The sample shall be extracted according to Illinois Modified AASHTO T 164 by a consultant laboratory prequalified by the Department for the specified testing. The consultant laboratory shall submit the test results along with the recovered aggregate to the District Office. The cost for this testing shall be paid by the Contractor. The District will forward the sample to the Bureau of Materials and Physical Research Aggregate Lab for MicroDeval Testing, according to ITP 327. A maximum loss of 15.0 percent will be applied for all HMA applications.

1031.06 Use of RAP/FRAP and/or RAS in HMA. The use of RAP/FRAP and/or RAS shall be the Contractor's option when constructing HMA in all contracts.

- (a) RAP/FRAP. The use of RAP/FRAP in HMA shall be as follows.
 - (1) Coarse Aggregate Size. The coarse aggregate in all RAP shall be equal to or less than the nominal maximum size requirement for the HMA mixture to be produced.
 - (2) Steel Slag Stockpiles. Homogeneous RAP stockpiles containing steel slag will be approved for use in all HMA (High ESAL and Low ESAL) Surface and Binder Mixture applications.

- (3) Use in HMA Surface Mixtures (High and Low ESAL). RAP/FRAP stockpiles for use in HMA surface mixtures (High and Low ESAL) shall be FRAP or homogeneous in which the coarse aggregate is Class B quality or better. RAP/FRAP from Conglomerate stockpiles shall be considered equivalent to limestone for frictional considerations. Known frictional contributions from plus #4 (4.75 mm) homogeneous RAP and FRAP stockpiles will be accounted for in meeting frictional requirements in the specified mixture.
 - (4) Use in HMA Binder Mixtures (High and Low ESAL), HMA Base Course, and HMA Base Course Widening. RAP/FRAP stockpiles for use in HMA binder mixtures (High and Low ESAL), HMA base course, and HMA base course widening shall be FRAP, homogeneous, or conglomerate, in which the coarse aggregate is Class C quality or better.
 - (5) Use in Shoulders and Subbase. RAP/FRAP stockpiles for use in HMA shoulders and stabilized subbase (HMA) shall be FRAP, homogeneous, or conglomerate.
 - (6) When the Contractor chooses the RAP option, the percentage of RAP shall not exceed the amounts indicated in Article 1031.06(c)(1) below for a given Ndesign.
- (b) RAS. RAS meeting Type 1 or Type 2 requirements will be permitted in all HMA applications as specified herein.
- (c) RAP/FRAP and/or RAS Usage Limits. Type 1 or Type 2 RAS may be used alone or in conjunction with RAP or FRAP in HMA mixtures up to a maximum of 5.0 percent by weight of the total mix.
- (1) RAP/RAS. When RAP is used alone or RAP is used in conjunction with RAS, the percentage of virgin asphalt binder replacement shall not exceed the amounts listed in the Max RAP/RAS ABR table listed below for the given Ndesign.

RAP/RAS Maximum Asphalt Binder Replacement (ABR) Percentage

HMA Mixtures <i>1/, 2/</i>	RAP/RAS Maximum ABR %		
	Binder/Leveling Binder	Surface	Polymer Modified
30	30	30	10
50	25	15	10
70	15	10	10
90	10	10	10

1/ For Low ESAL HMA shoulder and stabilized subbase, the RAP/RAS ABR shall not exceed 50 percent of the mixture.

2/ When RAP/RAS ABR exceeds 20 percent, the high and low virgin asphalt binder grades shall each be reduced by one grade (i.e. 25 percent ABR would require a virgin asphalt binder grade of PG 64-22 to be reduced to a PG 58-28). If warm mix asphalt (WMA) technology is utilized and production temperatures do not exceed 275 °F (135 °C), the high and low virgin asphalt binder grades shall each be reduced by one grade when RAP/RAS ABR exceeds 25 percent (i.e. 26 percent RAP/RAS ABR would require a virgin asphalt binder grade of PG 64-22 to be reduced to a PG 58-28).

(2) FRAP/RAS. When FRAP is used alone or FRAP is used in conjunction with RAS, the percentage of virgin asphalt binder replacement shall not exceed the amounts listed in the FRAP/RAS table listed below for the given Ndesign.

FRAP/RAS Maximum Asphalt Binder Replacement (ABR) Percentage

HMA Mixtures <i>1/, 2/</i>	FRAP/RAS Maximum ABR %		
Ndesign	Binder/Leveling Binder	Surface	Polymer Modified ^{3/, 4/}
30	50	40	10
50	40	35	10
70	40	30	10
90	40	30	10

1/ For Low ESAL HMA shoulder and stabilized subbase, the FRAP/RAS ABR shall not exceed 50 percent of the mixture.

2/ When FRAP/RAS ABR exceeds 20 percent for all mixes, the high and low virgin asphalt binder grades shall each be reduced by one grade (i.e. 25 percent ABR would require a virgin asphalt binder grade of PG 64-22 to be reduced to a PG 58-28). If warm mix asphalt (WMA) technology is utilized and production temperatures do not exceed 275 °F (135 °C), the high and low virgin asphalt binder grades shall each be reduced by one grade when FRAP/RAS ABR exceeds 25 percent (i.e. 26 percent ABR would require a virgin asphalt binder grade of PG 64-22 to be reduced to a PG 58-28).

3/ For SMA the FRAP/RAS ABR shall not exceed 20 percent.

4/ For IL-4.75 mix the FRAP/RAS ABR shall not exceed 30 percent.

1031.07 HMA Mix Designs. At the Contractor's option, HMA mixtures may be constructed utilizing RAP/FRAP and/or RAS material meeting the detailed requirements specified herein.

- (a) RAP/FRAP and/or RAS. RAP/FRAP and/or RAS mix designs shall be submitted for verification. If additional RAP/FRAP and/or RAS stockpiles are tested and found that no more than 20 percent of the results, as defined under "Testing" herein, are outside of the control tolerances set for the original RAP/FRAP and/or RAS stockpile and HMA mix design, and meets all of the requirements herein, the additional RAP/FRAP and/or RAS stockpiles may be used in the original mix design at the percent previously verified.
- (b) RAS. Type 1 and Type 2 RAS are not interchangeable in a mix design. A RAS stone bulk specific gravity (Gsb) of 2.300 shall be used for mix design purposes.

1031.08 HMA Production. HMA production utilizing RAP/FRAP and/or RAS shall be as follows.

- (a) RAP/FRAP. The coarse aggregate in all RAP/FRAP used shall be equal to or less than the nominal maximum size requirement for the HMA mixture being produced.

To remove or reduce agglomerated material, a scalping screen, gator, crushing unit, or comparable sizing device approved by the Engineer shall be used in the RAP feed system to remove or reduce oversized material. If material passing the sizing device adversely affects the mix production or quality of the mix, the sizing device shall be set at a size specified by the Engineer.

If the RAP/FRAP control tolerances or QC/QA test results require corrective action, the Contractor shall cease production of the mixture containing RAP/FRAP and either switch to the virgin aggregate design or submit a new RAP/FRAP design.

- (b) RAS. RAS shall be incorporated into the HMA mixture either by a separate weight depletion system or by using the RAP weigh belt. Either feed system shall be interlocked with the aggregate feed or weigh system to maintain correct proportions for all rates of production and batch sizes. The portion of RAS shall be controlled accurately to within ± 0.5 percent of the amount of RAS utilized. When using the weight depletion system, flow indicators or sensing devices shall be provided and interlocked with the plant controls such that the mixture production is halted when RAS flow is interrupted.

(c) RAP/FRAP and/or RAS. HMA plants utilizing RAP/FRAP and/or RAS shall be capable of automatically recording and printing the following information.

(1) Dryer Drum Plants.

- a. Date, month, year, and time to the nearest minute for each print.
- b. HMA mix number assigned by the Department.
- c. Accumulated weight of dry aggregate (combined or individual) in tons (metric tons) to the nearest 0.1 ton (0.1 metric ton).
- d. Accumulated dry weight of RAP/FRAP/RAS in tons (metric tons) to the nearest 0.1 ton (0.1 metric ton).
- e. Accumulated mineral filler in revolutions, tons (metric tons), etc. to the nearest 0.1 unit.
- f. Accumulated asphalt binder in gallons (liters), tons (metric tons), etc. to the nearest 0.1 unit.
- g. Residual asphalt binder in the RAP/FRAP material as a percent of the total mix to the nearest 0.1 percent.
- h. Aggregate and RAP/FRAP moisture compensators in percent as set on the control panel. (Required when accumulated or individual aggregate and RAP/FRAP are printed in wet condition.)

(2) Batch Plants.

- a. Date, month, year, and time to the nearest minute for each print.
- b. HMA mix number assigned by the Department.
- c. Individual virgin aggregate hot bin batch weights to the nearest pound (kilogram).
- d. Mineral filler weight to the nearest pound (kilogram).
- e. RAP/FRAP/RAS weight to the nearest pound (kilogram).
- f. Virgin asphalt binder weight to the nearest pound (kilogram).
- g. Residual asphalt binder in the RAP/FRAP/RAS material as a percent of the total mix to the nearest 0.1 percent.

The printouts shall be maintained in a file at the plant for a minimum of one year or as directed by the Engineer and shall be made available upon request. The printing system will be inspected by the Engineer prior to production and verified at the beginning of each construction season thereafter.

1031.09 RAP in Aggregate Surface Course and Aggregate Wedge Shoulders, Type B.

The use of RAP in aggregate surface course (temporary access entrances only) and aggregate wedge shoulders, Type B shall be as follows.

- (a) Stockpiles and Testing. RAP stockpiles may be any of those listed in Article 1031.02, except "Non-Quality" and "FRAP". The testing requirements of Article 1031.03 shall not apply. RAP used shall be according to the current Bureau of Materials and Physical Research Policy Memorandum, "Reclaimed Asphalt Pavement (RAP) for Aggregate Applications".
- (b) Gradation. One hundred percent of the RAP material shall pass the 1 1/2 in. (37.5 mm) sieve. The RAP material shall be reasonably well graded from coarse to fine. RAP material that is gap-graded or single sized will not be accepted."

STEEL SLAG IN TRENCH BACKFILL (BDE)

Effective: January 1, 2016

Revise the second sentence of Article 1003.01(a)(8) of the Standard Specifications to read:

"Crushed steel slag shall be the nonmetallic product which is developed in a molten condition simultaneously with steel in an open hearth, basic oxygen, or electric arc furnace."

Revise Article 1003.04(a) of the Standard Specifications to read:

- "(a) Description. The fine aggregate shall consist of sand, stone sand, chats, wet bottom boiler slag, slag sand, or granulated slag sand. Crushed concrete sand, construction and demolition debris sand, and steel slag sand produced from an electric arc furnace may be used in lieu of the above for trench backfill."

TEMPORARY CONCRETE BARRIER (BDE)

Effective: January 1, 2015

Revised: July 1, 2015

Revise Article 704.02 of the Standard Specifications to read:

“704.02 Materials. Materials shall be according to the following.

Item	Article/Section
(a) Precast Temporary Concrete Barrier	1042
(b) Reinforcement Bars	1006.10(a)
(c) Connecting Pins and Anchor Pins (Note 1)	
(d) Connecting Loop Bars (Note 2)	
(e) Packaged Rapid Hardening Mortar or Concrete	1018

Note 1. Connecting Pins and Anchor Pins shall be according to the requirements of ASTM F 1554 Grade 36 (Grade 250).

Note 2. Connecting loop bars shall be smooth bars according to the requirements of ASTM A 36 (A 36M).”

Revise Article 704.04 of the Standard Specifications to read:

“704.04 Installation. The barriers shall be seated on bare, clean pavement or paved shoulder and connected together in a smooth, continuous line at the locations provided by the Engineer.

Except on bridge decks, or where alternate anchoring details are shown on the plans, the barrier unit at each end of an installation shall be anchored to the pavement or paved shoulder using six anchor pins and protected with an impact attenuator as shown on the plans. When pinning of additional barrier units within the installation is specified, three anchor pins shall be installed in the traffic side holes of the required barriers.

Where both pinned and unpinned barrier units are used in a continuous installation, a transition shall be provided between them. The transition from pinned to unpinned barrier shall consist of two anchor pins installed in the end holes on the traffic side of the first barrier beyond the pinned section and one anchor pin installed in the middle hole on the traffic side of the second barrier beyond the pinned section. The third barrier beyond the pinned section shall then be unpinned.

Barriers located on bridge decks shall be restrained as shown on the plans. Anchor pins shall not be installed through bridge decks, unless otherwise noted.

Barriers or attachments damaged during transportation or handling, or by traffic during the life of the installation, shall be repaired or replaced. The Engineer will be the sole judge in determining which units or attachments require repair or replacement.

The barriers shall be removed when no longer required by the contract. After removal, all anchor holes in the pavement or paved shoulder shall be filled with a rapid hardening mortar or concrete. Only enough water to permit placement and consolidation by rodding shall be used and the material shall be struck-off flush.”

Add the following after the first paragraph of Article 704.05 of the Standard Specifications:

“Anchor pins, except for the six anchor pins for the barrier unit at each end of an installation, will be measured for payment as each, per anchor pin installed.”

Add the following after the second paragraph of Article 704.06 of the Standard Specifications:

“Anchor pins, except for the six anchor pins for the barrier unit at each end of an installation, will be paid for at the contract unit price per each for PINNING TEMPORARY CONCRETE BARRIER.”

WARM MIX ASPHALT (BDE)

Effective: January 1, 2012

Revised: April 1, 2016

Description. This work shall consist of designing, producing and constructing Warm Mix Asphalt (WMA) in lieu of Hot Mix Asphalt (HMA) at the Contractor’s option. Work shall be according to Sections 406, 407, 408, 1030, and 1102 of the Standard Specifications, except as modified herein. In addition, any references to HMA in the Standard Specifications, or the special provisions shall be construed to include WMA.

WMA is an asphalt mixture which can be produced at temperatures lower than allowed for HMA utilizing approved WMA technologies. WMA technologies are defined as the use of additives or processes which allow a reduction in the temperatures at which HMA mixes are produced and placed. WMA is produced by the use of additives, a water foaming process, or combination of both. Additives include minerals, chemicals or organics incorporated into the asphalt binder stream in a dedicated delivery system. The process of foaming injects water into the asphalt binder stream, just prior to incorporation of the asphalt binder with the aggregate.

Approved WMA technologies may also be used in HMA provided all the requirements specified herein, with the exception of temperature, are met. However, asphalt mixtures produced at temperatures in excess of 275 °F (135 °C) will not be considered WMA when determining the grade reduction of the virgin asphalt binder grade.

Equipment.

Revise the first paragraph of Article 1102.01 of the Standard Specifications to read:

“1102.01 Hot-Mix Asphalt Plant. The hot-mix asphalt (HMA) plant shall be the batch-type, continuous-type, or dryer drum plant. The plants shall be evaluated for prequalification rating and approval to produce HMA according to the current Bureau of Materials and Physical Research Policy Memorandum, “Approval of Hot-Mix Asphalt Plants and Equipment”. Once approved, the Contractor shall notify the Bureau of Materials and Physical Research to obtain approval of all plant modifications. The plants shall not be used to produce mixtures concurrently for more than one project or for private work unless permission is granted in writing by the Engineer. The plant units shall be so designed, coordinated and operated that they will function properly and produce HMA having uniform temperatures and compositions within the tolerances specified. The plant units shall meet the following requirements.”

Add the following to Article 1102.01(a) of the Standard Specifications.

“(11) Equipment for Warm Mix Technologies.

- a. Foaming. Metering equipment for foamed asphalt shall have an accuracy of ± 2 percent of the actual water metered. The foaming control system shall be electronically interfaced with the asphalt binder meter.
- b. Additives. Additives shall be introduced into the plant according to the supplier's recommendations and shall be approved by the Engineer. The system for introducing the WMA additive shall be interlocked with the aggregate feed or weigh system to maintain correct proportions for all rates of production and batch sizes.”

Mix Design Verification.

Add the following to Article 1030.04 of the Standard Specifications.

“(e) Warm Mix Technologies.

- (1) Foaming. WMA mix design verification will not be required when foaming technology is used alone (without WMA additives). However, the foaming technology shall only be used on HMA designs previously approved by the Department.
- (2) Additives. WMA mix designs utilizing additives shall be submitted to the Engineer for mix design verification.”

Construction Requirements.

Revise the second paragraph of Article 406.06(b)(1) of the Standard Specifications to read:

“The HMA shall be delivered at a temperature of 250 to 350 °F (120 to 175 °C).
WMA shall be delivered at a minimum temperature of 215 °F (102 °C).”

Basis of Payment.

This work will be paid at the contract unit price bid for the HMA pay items involved. Anti-strip will not be paid for separately, but shall be considered as included in the cost of the work.

WEEKLY DBE TRUCKING REPORTS (BDE)

Effective: June 2, 2012

Revised: April 2, 2015

The Contractor shall submit a weekly report of Disadvantaged Business Enterprise (DBE) trucks hired by the Contractor or subcontractors (i.e. not owned by the Contractor or subcontractors) that are used for DBE goal credit.

The report shall be submitted to the Engineer on Department form “SBE 723” within ten business days following the reporting period. The reporting period shall be Monday through Sunday for each week reportable trucking activities occur.

Any costs associated with providing weekly DBE trucking reports shall be considered as included in the contract unit prices bid for the various items of work involved and no additional compensation will be allowed.

WORKING DAYS (BDE)

Effective: January 1, 2002

The Contractor shall complete the work within **225** working days.

BITUMINOUS MATERIALS COST ADJUSTMENTS (BDE) (RETURN FORM WITH BID)

Effective: November 2, 2006

Revised: July 1, 2015

Description. Bituminous material cost adjustments will be made to provide additional compensation to the Contractor, or credit to the Department, for fluctuations in the cost of bituminous materials when optioned by the Contractor. The bidder shall indicate on the attached form whether or not this special provision will be part of the contract and submit the completed form with his/her bid. Failure to submit the form, or failure to fill out the form completely, shall make this contract exempt of bituminous materials cost adjustments.

The adjustments shall apply to permanent and temporary hot-mix asphalt (HMA) mixtures, bituminous surface treatments (cover and seal coats), and preventative maintenance type surface treatments that are part of the original proposed construction, or added as extra work and paid for by agreed unit prices. The adjustments shall not apply to bituminous prime coats, tack coats, crack filling/sealing, joint filling/sealing, or extra work paid for at a lump sum price or by force account.

Method of Adjustment. Bituminous materials cost adjustments will be computed as follows.

$$CA = (BPI_P - BPI_L) \times (\%AC_V / 100) \times Q$$

Where: CA = Cost Adjustment, \$.

BPI_P = Bituminous Price Index, as published by the Department for the month the work is performed, \$/ton (\$/metric ton).

BPI_L = Bituminous Price Index, as published by the Department for the month prior to the letting for work paid for at the contract price; or for the month the agreed unit price letter is submitted by the Contractor for extra work paid for by agreed unit price, \$/ton (\$/metric ton).

%AC_V = Percent of virgin Asphalt Cement in the Quantity being adjusted. For HMA mixtures, the % AC_V will be determined from the adjusted job mix formula. For bituminous materials applied, a performance graded or cutback asphalt will be considered to be 100% AC_V and undiluted emulsified asphalt will be considered to be 65% AC_V.

Q = Authorized construction Quantity, tons (metric tons) (see below).

For HMA mixtures measured in square yards: $Q, \text{ tons} = A \times D \times (G_{mb} \times 46.8) / 2000$. For HMA mixtures measured in square meters: $Q, \text{ metric tons} = A \times D \times (G_{mb} \times 1) / 1000$. When computing adjustments for full-depth HMA pavement, separate calculations will be made for the binder and surface courses to account for their different G_{mb} and % AC_V.

For bituminous materials measured in gallons: $Q, \text{ tons} = V \times 8.33 \text{ lb/gal} \times SG / 2000$

For bituminous materials measured in liters: $Q, \text{ metric tons} = V \times 1.0 \text{ kg/L} \times SG / 1000$

Where: A = Area of the HMA mixture, sq yd (sq m).
D = Depth of the HMA mixture, in. (mm).
G_{mb} = Average bulk specific gravity of the mixture, from the approved mix design.
V = Volume of the bituminous material, gal (L).
SG = Specific Gravity of bituminous material as shown on the bill of lading.

Basis of Payment. Bituminous materials cost adjustments may be positive or negative but will only be made when there is a difference between the BPI_L and BPI_P in excess of five percent, as calculated by:

$$\text{Percent Difference} = \{(BPI_L - BPI_P) \div BPI_L\} \times 100$$

Bituminous materials cost adjustments will be calculated for each calendar month in which applicable bituminous material is placed; and will be paid or deducted when all other contract requirements for the work placed during the month are satisfied. The adjustments shall not apply during contract time subject to liquidated damages for completion of the entire contract.

Return With Bid

**ILLINOIS DEPARTMENT
OF TRANSPORTATION**

**OPTION FOR
BITUMINOUS MATERIALS COST ADJUSTMENTS**

The bidder shall submit this completed form with his/her bid. Failure to submit the form, or failure to fill out the form completely, shall make this contract exempt of bituminous materials cost adjustments. After award, this form, when submitted, shall become part of the contract.

Contract No.: _____

Company Name: _____

Contractor's Option:

Is your company opting to include this special provision as part of the contract?

Yes No

Signature: _____ **Date:** _____

FUEL COST ADJUSTMENT (BDE) (RETURN FORM WITH BID)

Effective: April 1, 2009

Revised: July 1, 2015

Description. Fuel cost adjustments will be made to provide additional compensation to the Contractor, or a credit to the Department, for fluctuations in fuel prices when optioned by the Contractor. The bidder shall indicate on the attached form whether or not this special provision will be part of the contract and submit the completed form with his/her bid. Failure to submit the form or failure to indicate contract number, company name and sign and date the form shall make this contract exempt of fuel cost adjustments for all categories of work. Failure to indicate "Yes" for any category of work will make that category of work exempt from fuel cost adjustment.

General. The fuel cost adjustment shall apply to contract pay items as grouped by category. The adjustment shall only apply to those categories of work checked "Yes", and only when the cumulative plan quantities for a category exceed the required threshold. Adjustments to work items in a category, either up or down, and extra work paid for by agreed unit price will be subject to fuel cost adjustment only when the category representing the added work was subject to the fuel cost adjustment. Extra work paid for at a lump sum price or by force account will not be subject to fuel cost adjustment. Category descriptions and thresholds for application and the fuel usage factors which are applicable to each are as follows:

(a) Categories of Work.

- (1) Category A: Earthwork. Contract pay items performed under Sections 202, 204, and 206 including any modified standard or nonstandard items where the character of the work to be performed is considered earthwork. The cumulative total of all applicable item plan quantities shall exceed 25,000 cu yd (20,000 cu m). Included in the fuel usage factor is a weighted average 0.10 gal/cu yd (0.50 liters/cu m) factor for trucking.
- (2) Category B: Subbases and Aggregate Base Courses. Contract pay items constructed under Sections 311, 312 and 351 including any modified standard or nonstandard items where the character of the work to be performed is considered construction of a subbase or aggregate, stabilized or modified base course. The cumulative total of all applicable item plan quantities shall exceed 5000 tons (4500 metric tons). Included in the fuel usage factor is a 0.60 gal/ton (2.50 liters/metric ton) factor for trucking.
- (3) Category C: Hot-Mix Asphalt (HMA) Bases, Pavements and Shoulders. Contract pay items constructed under Sections 355, 406, 407 and 482 including any modified standard or nonstandard items where the character of the work to be performed is considered HMA bases, pavements and shoulders. The cumulative total of all applicable item plan quantities shall exceed 5000 tons (4500 metric tons). Included in the fuel usage factor is 0.60 gal/ton (2.50 liters/metric ton) factor for trucking.

- (4) Category D: Portland Cement Concrete (PCC) Bases, Pavements and Shoulders. Contract pay items constructed under Sections 353, 420, 421 and 483 including any modified standard or nonstandard items where the character of the work to be performed is considered PCC base, pavement or shoulder. The cumulative total of all applicable item plan quantities shall exceed 7500 sq yd (6000 sq m). Included in the fuel usage factor is 1.20 gal/cu yd (5.94 liters/cu m) factor for trucking.
- (5) Category E: Structures. Structure items having a cumulative bid price that exceeds \$250,000 for pay items constructed under Sections 502, 503, 504, 505, 512, 516 and 540 including any modified standard or nonstandard items where the character of the work to be performed is considered structure work when similar to that performed under these sections and not included in categories A through D.

(b) Fuel Usage Factors.

English Units Category	Factor	Units
A - Earthwork	0.34	gal / cu yd
B – Subbase and Aggregate Base courses	0.62	gal / ton
C – HMA Bases, Pavements and Shoulders	1.05	gal / ton
D – PCC Bases, Pavements and Shoulders	2.53	gal / cu yd
E – Structures	8.00	gal / \$1000

Metric Units Category	Factor	Units
A - Earthwork	1.68	liters / cu m
B – Subbase and Aggregate Base courses	2.58	liters / metric ton
C – HMA Bases, Pavements and Shoulders	4.37	liters / metric ton
D – PCC Bases, Pavements and Shoulders	12.52	liters / cu m
E – Structures	30.28	liters / \$1000

(c) Quantity Conversion Factors.

Category	Conversion	Factor
B	sq yd to ton	0.057 ton / sq yd / in depth
	sq m to metric ton	0.00243 metric ton / sq m / mm depth
C	sq yd to ton	0.056 ton / sq yd / in depth
	sq m to metric ton	0.00239 m ton / sq m / mm depth
D	sq yd to cu yd	0.028 cu yd / sq yd / in depth
	sq m to cu m	0.001 cu m / sq m / mm depth

Method of Adjustment. Fuel cost adjustments will be computed as follows.

$$CA = (FPI_P - FPI_L) \times FUF \times Q$$

Where: CA = Cost Adjustment, \$
FPI_P = Fuel Price Index, as published by the Department for the month the work is performed, \$/gal (\$/liter)
FPI_L = Fuel Price Index, as published by the Department for the month prior to the letting for work paid for at the contract price; or for the month the agreed unit price letter is submitted by the Contractor for extra work paid for by agreed unit price, \$/gal (\$/liter)
FUF = Fuel Usage Factor in the pay item(s) being adjusted
Q = Authorized construction Quantity, tons (metric tons) or cu yd (cu m)

The entire FUF indicated in paragraph (b) will be used regardless of use of trucking to perform the work.

Basis of Payment. Fuel cost adjustments may be positive or negative but will only be made when there is a difference between the FPI_L and FPI_P in excess of five percent, as calculated by:

$$\text{Percent Difference} = \{(FPI_L - FPI_P) \div FPI_L\} \times 100$$

Fuel cost adjustments will be calculated for each calendar month in which applicable work is performed; and will be paid or deducted when all other contract requirements for the items of work are satisfied. The adjustments shall not apply during contract time subject to liquidated damages for completion of the entire contract.

Return With Bid

**ILLINOIS DEPARTMENT
OF TRANSPORTATION**

**OPTION FOR
FUEL COST ADJUSTMENT**

The bidder shall submit this completed form with his/her bid. Failure to submit the form or properly complete contract number, company name, and sign and date the form shall make this contract exempt of fuel cost adjustments in all categories. Failure to indicate "Yes" for any category of work at the time of bid will make that category of work exempt from fuel cost adjustment. After award, this form, when submitted shall become part of the contract.

Contract No.: _____

Company Name: _____

Contractor's Option:

Is your company opting to include this special provision as part of the contract plans for the following categories of work?

- | | | |
|--|-----|--------------------------|
| Category A Earthwork. | Yes | <input type="checkbox"/> |
| Category B Subbases and Aggregate Base Courses | Yes | <input type="checkbox"/> |
| Category C HMA Bases, Pavements and Shoulders | Yes | <input type="checkbox"/> |
| Category D PCC Bases, Pavements and Shoulders | Yes | <input type="checkbox"/> |
| Category E Structures | Yes | <input type="checkbox"/> |

Signature: _____ **Date:** _____

STEEL COST ADJUSTMENT (BDE) (RETURN FORM WITH BID)

Effective: April 2, 2004

Revised: July 1, 2015

Description. Steel cost adjustments will be made to provide additional compensation to the Contractor, or a credit to the Department, for fluctuations in steel prices when optioned by the Contractor. The bidder shall indicate on the attached form whether or not this special provision will be part of the contract and submit the completed form with his/her bid. Failure to submit the form or failure to indicate contract number, company name, and sign and date the form shall make this contract exempt of steel cost adjustments for all items of steel. Failure to indicate "Yes" for any item of work will make that item of steel exempt from steel cost adjustment.

Types of Steel Products. An adjustment will be made for fluctuations in the cost of steel used in the manufacture of the following items:

Metal Piling (excluding temporary sheet piling)
Structural Steel
Reinforcing Steel

Other steel materials such as dowel bars, tie bars, mesh reinforcement, guardrail, steel traffic signal and light poles, towers and mast arms, metal railings (excluding wire fence), and frames and grates will be subject to a steel cost adjustment when the pay items they are used in have a contract value of \$10,000 or greater.

The adjustments shall apply to the above items when they are part of the original proposed construction, or added as extra work and paid for by agreed unit prices. The adjustments shall not apply when the item is added as extra work and paid for at a lump sum price or by force account.

Documentation. Sufficient documentation shall be furnished to the Engineer to verify the following:

- (a) The dates and quantity of steel, in lb (kg), shipped from the mill to the fabricator.
- (b) The quantity of steel, in lb (kg), incorporated into the various items of work covered by this special provision. The Department reserves the right to verify submitted quantities.

Method of Adjustment. Steel cost adjustments will be computed as follows:

$$SCA = Q \times D$$

Where: SCA = steel cost adjustment, in dollars
Q = quantity of steel incorporated into the work, in lb (kg)
D = price factor, in dollars per lb (kg)

$$D = MPI_M - MPI_L$$

Where: MPI_M = The Materials Cost Index for steel as published by the Engineering News-Record for the month the steel is shipped from the mill. The indices will be converted from dollars per 100 lb to dollars per lb (kg).

MPI_L = The Materials Cost Index for steel as published by the Engineering News-Record for the month prior to the letting for work paid for at the contract price; or for the month the agreed unit price letter is submitted by the Contractor for extra work paid for by agreed unit price,. The indices will be converted from dollars per 100 lb to dollars per lb (kg).

The unit weights (masses) of steel that will be used to calculate the steel cost adjustment for the various items are shown in the attached table.

No steel cost adjustment will be made for any products manufactured from steel having a mill shipping date prior to the letting date.

If the Contractor fails to provide the required documentation, the method of adjustment will be calculated as described above; however, the MPI_M will be based on the date the steel arrives at the job site. In this case, an adjustment will only be made when there is a decrease in steel costs.

Basis of Payment. Steel cost adjustments may be positive or negative but will only be made when there is a difference between the MPI_L and MPI_M in excess of five percent, as calculated by:

$$\text{Percent Difference} = \{(MPI_L - MPI_M) \div MPI_L\} \times 100$$

Steel cost adjustments will be calculated by the Engineer and will be paid or deducted when all other contract requirements for the items of work are satisfied. Adjustments will only be made for fluctuations in the cost of the steel as described herein. No adjustment will be made for changes in the cost of manufacturing, fabrication, shipping, storage, etc.

The adjustments shall not apply during contract time subject to liquidated damages for completion of the entire contract.

Attachment

Item	Unit Mass (Weight)
Metal Piling (excluding temporary sheet piling)	
Furnishing Metal Pile Shells 12 in. (305 mm), 0.179 in. (3.80 mm) wall thickness)	23 lb/ft (34 kg/m)
Furnishing Metal Pile Shells 12 in. (305 mm), 0.250 in. (6.35 mm) wall thickness)	32 lb/ft (48 kg/m)
Furnishing Metal Pile Shells 14 in. (356 mm), 0.250 in. (6.35 mm) wall thickness)	37 lb/ft (55 kg/m)
Other piling	See plans
Structural Steel	See plans for weights (masses)
Reinforcing Steel	See plans for weights (masses)
Dowel Bars and Tie Bars	6 lb (3 kg) each
Mesh Reinforcement	63 lb/100 sq ft (310 kg/sq m)
Guardrail	
Steel Plate Beam Guardrail, Type A w/steel posts	20 lb/ft (30 kg/m)
Steel Plate Beam Guardrail, Type B w/steel posts	30 lb/ft (45 kg/m)
Steel Plate Beam Guardrail, Types A and B w/wood posts	8 lb/ft (12 kg/m)
Steel Plate Beam Guardrail, Type 2	305 lb (140 kg) each
Steel Plate Beam Guardrail, Type 6	1260 lb (570 kg) each
Traffic Barrier Terminal, Type 1 Special (Tangent)	730 lb (330 kg) each
Traffic Barrier Terminal, Type 1 Special (Flared)	410 lb (185 kg) each
Steel Traffic Signal and Light Poles, Towers and Mast Arms	
Traffic Signal Post	11 lb/ft (16 kg/m)
Light Pole, Tenon Mount and Twin Mount, 30 - 40 ft (9 - 12 m)	14 lb/ft (21 kg/m)
Light Pole, Tenon Mount and Twin Mount, 45 - 55 ft (13.5 - 16.5 m)	21 lb/ft (31 kg/m)
Light Pole w/Mast Arm, 30 - 50 ft (9 - 15.2 m)	13 lb/ft (19 kg/m)
Light Pole w/Mast Arm, 55 - 60 ft (16.5 - 18 m)	19 lb/ft (28 kg/m)
Light Tower w/Luminaire Mount, 80 - 110 ft (24 - 33.5 m)	31 lb/ft (46 kg/m)
Light Tower w/Luminaire Mount, 120 - 140 ft (36.5 - 42.5 m)	65 lb/ft (97 kg/m)
Light Tower w/Luminaire Mount, 150 - 160 ft (45.5 - 48.5 m)	80 lb/ft (119 kg/m)
Metal Railings (excluding wire fence)	
Steel Railing, Type SM	64 lb/ft (95 kg/m)
Steel Railing, Type S-1	39 lb/ft (58 kg/m)
Steel Railing, Type T-1	53 lb/ft (79 kg/m)
Steel Bridge Rail	52 lb/ft (77 kg/m)
Frames and Grates	
Frame	250 lb (115 kg)
Lids and Grates	150 lb (70 kg)

Return With Bid

**ILLINOIS DEPARTMENT
OF TRANSPORTATION**

**OPTION FOR
STEEL COST ADJUSTMENT**

The bidder shall submit this completed form with his/her bid. Failure to submit the form or properly complete contract number, company name, and sign and date the form shall make this contract exempt of steel cost adjustments for all items of steel. Failure to indicate "Yes" for any item of work will make that item of steel exempt from steel cost adjustment. After award, this form, when submitted shall become part of the contract.

Contract No.: _____

Company Name: _____

Contractor's Option:

Is your company opting to include this special provision as part of the contract plans for the following items of work?

- | | | |
|--|-----|--------------------------|
| Metal Piling | Yes | <input type="checkbox"/> |
| Structural Steel | Yes | <input type="checkbox"/> |
| Reinforcing Steel | Yes | <input type="checkbox"/> |
| Dowel Bars, Tie Bars and Mesh Reinforcement | Yes | <input type="checkbox"/> |
| Guardrail | Yes | <input type="checkbox"/> |
| Steel Traffic Signal and Light Poles, Towers and Mast Arms | Yes | <input type="checkbox"/> |
| Metal Railings (excluding wire fence) | Yes | <input type="checkbox"/> |
| Frames and Grates | Yes | <input type="checkbox"/> |

Signature: _____ **Date:** _____

404 PERMIT



DEPARTMENT OF THE ARMY
CORPS OF ENGINEERS, ROCK ISLAND DISTRICT
P.O. BOX 2004 CLOCK TOWER BUILDING
ROCK ISLAND, ILLINOIS 61204-2004

REPLY TO
ATTENTION OF

June 3, 2015

Operations Division

SUBJECT: CEMVR-OD-P-2015-152

Mr. Paul Loete, P.E.
Illinois Department of Transportation
700 East Norris Drive
Ottawa, Illinois 61350

SN 050-0088 (Exist)
SN 050-0256 (Prop)
Contract # 66992

Dear Mr. Loete:

Our office reviewed all information provided to us concerning the proposed bridge replacement project over the Illinois River in Section 17, Township 33 North, Range 2 East, La Salle County, Illinois.

The State of Illinois has not issued generic water quality certification under Section 401 of the Clean Water Act for the nationwide permit as described under Item 23 of the enclosed Fact Sheet No. 7(IL). This is the nationwide permit under which your project will be covered after you obtain either water quality certification or waiver from the Illinois Environmental Protection Agency (IEPA) for your project. The decision regarding this action is based on information found in the administrative record, which documents the District's decision-making process, the basis for the decision, and the final decision.

You must comply with any additional IEPA water quality certification conditions and furnish us a copy of IEPA's certification. If IEPA has not responded to you within 60 days from the date of this letter, the Section 401 water quality certification requirement will be considered waived for your project.

The Illinois Department of Transportation is responsible for the NEPA process for this project which includes compliance with the Endangered Species Act and the National Historic Preservation Act.

Special Conditions:

1. You are encouraged to conduct your construction activities during a period of low flow. You are required to remove all fill material used as a temporary crossing, causeway, or work pad to an upland, non-wetland site, to seed all disturbed wetland areas with a native wetland seed mix, and to implement appropriate measures to insure that sediments are not introduced into waters of the United States during construction of this project.
2. Any plan modifications which will result in additional fill activities in waters of the United States beyond those temporary and permanent impacts which are authorized by this permit verification letter will require further review and authorization by the U.S. Army Corp of Engineers.
3. You are responsible for insuring that whoever performs, supervises, or oversees any portion of the physical work associated with the construction of the project has a copy of, is familiar with, and complies with all the terms and conditions of this permit.

-2-

4. Nationwide Permit General Condition No. 12 of the attached Federal Register states "Appropriate soil erosion and sediment controls must be used and maintained in effective operating condition during construction, and all exposed soil and other fills, as well as any work below the ordinary high water mark or high tide line, must be permanently stabilized at the earliest practicable date. Permittees are encouraged to perform work within waters of the United States during periods of low-flow or no-flow."

5. Riprap shall consist of clean native fieldstone, clean quarry run rock or clean broken concrete. If broken concrete is used all reinforcement material shall be completely removed from it; if removal is not possible, said reinforcement material shall be cut flush with the flat surface of the concrete. It shall be the applicant's responsibility to maintain the riprap such that any reinforcement material that becomes exposed in the future is removed. The concrete pieces shall be appropriately graded and no piece shall be larger than 3 feet across the longest flat surface. No asphalt or petroleum based material shall be used as or included in riprap material.

6. We determined the acquisition of 1.074 acres of wetland credits from Morris Wetland Mitigation Bank will compensate for the permanent loss of 0.537 acres of wetland associated with the bridge replacement project.

7. The unaffected waters of the U.S. delineated within the adjacent project area must be protected during land leveling and construction activities. The jurisdictional wetlands may not be graded or used as staging areas, temporary crossings, temporary fill sites, etc., without prior authorization from the Corps of Engineers. Prior to the commencement of any physical work within the designated construction right-of-way, the areas that are to remain undisturbed shall be clearly marked in the field and identified to the heavy equipment operators.

8. If temporary crossings or causeways are needed for the project, then the temporary structures and fills shall involve the least damaging and minimum amount of disturbance/impacts to waters of the state and appropriate measures must be taken to maintain near normal downstream flows, allow the passage of fish, and minimize flooding. Fills shall be constructed of clean aggregate of suitable size to prevent washing out of the structure by high flows. All temporary fills shall be completely removed to an upland, non-wetland site and the area restored to pre-project conditions within 30 days of the end of their use.

9. Finally, the permittee will perform any corrective measures deemed necessary by the District Engineer.

This verification is valid until March 18, 2017, unless the nationwide permit is modified, reissued or revoked. It is your responsibility to remain informed of changes to the nationwide permit program. We will issue a public notice announcing any changes if and when they occur. Furthermore, if you commence or are under contract to commence this activity before the date the nationwide permit is modified or revoked, you will have twelve months from that date to complete your activity under the present terms and conditions of this nationwide permit.

Our office has completed a Preliminary Jurisdictional Determination concerning your project area. A Preliminary Jurisdictional Determination is not appealable, and it is applicable only to the permit program administered by the Corps of Engineers. **Please review, sign, date, and return the form to our office.**

-3-

The permittee understands and agrees that, if future operations by the United States require the removal, relocation, or other alteration, of the structure or work herein authorized, or if, in the opinion of the Secretary of the Army or his authorized representative, said structure or work shall cause unreasonable obstruction to the free navigation of the navigable waters, the permittee will be required, upon due notice from the Corps of Engineers, to remove, relocate, or alter the structural work or obstructions caused thereby, without expense to the United States. No claim shall be made against the United States on account of any such removal or alteration. Your use of the permitted activity must not interfere with the public's right to free navigation on all navigable waters of the United States.

This authorization does not eliminate the requirement that you must still acquire other applicable Federal, state, and local permits. If you have not already coordinated your project with the Illinois Department of Natural Resources – Office of Water Resources, please contact them at 217/782-3863 to determine if a floodplain development permit is required for your project. To learn the status of your application for individual 401 water quality certification, you may contact the IEPA Facility Evaluation Unit at 217/782-3362. Please send any electronic correspondence to Epa.401.docs@illinois.gov.

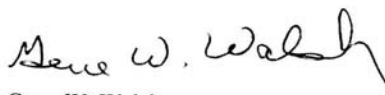
You also may contact Mr. Eric Washburn, Bridge Administrator for the U.S. Coast Guard (USCG), at 314/269-2378 to learn the status of your application for a USCG bridge permit.

You are required to complete and return the enclosed "Completed Work Certification" upon completion of your project, in accordance with General Condition No. 30 of the enclosed Fact Sheet.

The Rock Island District Regulatory Branch is committed to providing quality and timely service to our customers. In an effort to improve customer service, please take a moment to complete the attached postcard and return it or go to our Customer Service Survey found on our web site at http://corpsmapu.usace.army.mil/cm_apex/f?p=regulatory_survey. (Be sure to select "Rock Island District" under the area entitled: Which Corps office did you deal with?)

Should you have any questions, please contact our Regulatory Branch by letter, or telephone me at 309/794-5674.

Sincerely,



Gene W. Walsh
Project Manager
Illinois/Missouri Section

-4-

When the structures or work authorized by this nationwide permit are still in existence at the time the property is transferred, the terms and conditions of this nationwide permit, including any special conditions, will continue to be binding on the new owner(s) of the property. To validate the transfer of this nationwide permit and the associated liabilities associated with compliance with its terms and conditions, have the transferee sign and date below.

Transferee

Date

Enclosures

Copies Furnished:

Mr. Mike Diedrichsen, P.E.
Office of Water Resources
IL Department of Natural Resources
One Natural Resources Way
Springfield, Illinois 62701-1271 (w/o enclosures)
mike.diedrichsen@illinois.gov (email)

Mr. Dan Heacock
Illinois Environmental Protection Agency
Watershed Management Section, Permit Sec. 15
1021 North Grand Avenue East
Post Office Box 19276
Springfield, Illinois 62794-9276 (w/o enclosures)
Epa.401.bow@illinois.gov (email)

U.S. Army Corps of Engineers
Illinois Waterway Project Office
257 Grant Street
Peoria, Illinois 61603 (w/o enclosures)

Mr. Eric Washburn
Eighth Coast Guard District
1222 Spruce Street
Suite 2.102D
St. Louis, Missouri 63103-2832

COMPLETED WORK CERTIFICATION

Permit Number: CEMVR-OD-P-2015-152
Name of Permittee: Illinois Department of Transportation
Project Purpose: IL 178 bridge replacement over the Illinois River
County/State: La Salle County, Illinois
Date of Issuance: June 3, 2015

Upon completion of the activity authorized by this permit and any mitigation required by the permit, sign this certification and return it to the following address:

U.S. Army Engineer District,
Rock Island
ATTN: Regulatory Branch
Clock Tower Building
Post Office Box 2004
Rock Island, Illinois 61204-2004

Please note that your permitted activity is subject to a compliance inspection by a U.S. Army Corps of Engineers representative. If you fail to comply with this permit, you are subject to permit suspension, modification, or revocation.

I hereby certify that the work authorized by the above reference permit has been completed in accordance with the terms and conditions of the said permit, and required mitigation was completed in accordance with the permit conditions.

Signature of Permittee

Date

GW

COAST GUARD PERMIT



BRIDGE PERMIT

(3-16-8)

AUG - 8 2016

WHEREAS by Title V of an act of Congress approved August 2, 1946, entitled "General Bridge Act of 1946," as amended (33 U.S.C. 525-533), the consent of Congress was granted for the construction, maintenance and operation of bridges and approaches thereto over the navigable waters of the United States;

AND WHEREAS the Secretary of Homeland Security has delegated the authority of Section 502(b) of that act to the Commandant, U.S. Coast Guard by Department of Homeland Security Delegation Number: 0170.1;

AND WHEREAS before construction is commenced, the Commandant must approve the location and plans of any such bridge and may impose any specific conditions relating to the construction, maintenance and operation of the structure deemed necessary in the interest of public navigation, such conditions to have the force of law;

AND WHEREAS the Commandant of the Coast Guard has further delegated to the District Commanders, by Section 1.01-60(b) of Title 33, Code of Federal Regulations, authority to issue permits for the construction, reconstruction, or alteration of bridges across navigable waters of the United States;

AND WHEREAS the - STATE OF ILLINOIS - has submitted for approval the location and plans of a bridge to be constructed across the Illinois Waterway near Utica, LaSalle County, Illinois;

NOW THEREFORE, This is to certify that the location and plan sheets 1, 2, 3 and 4 (of 4), dated April 2015 are hereby approved by the Commander, Eighth Coast Guard District, subject to the following conditions:

1. No deviation from the approved plans may be made either before or after completion of the structure unless the modification of said plans has previously been submitted to and received the approval of the District Commander.

2. The construction of falsework, cofferdams or other obstructions, if required, and the scheme for constructing the bridge shall be in accordance with plans submitted to and approved by the District Commander, prior to construction of the bridge. All work shall be so conducted that the free navigation of the waterway is not unreasonably interfered with and the present navigable depths are not impaired. Timely notice of any and all events that may affect navigation shall be given to the District Commander during construction of the bridge. The channel or channels through the structure shall be promptly cleared of all obstructions placed therein or caused by the

ENCLOSURE(✓)

Continuation Sheet

Bridge across the Illinois Waterway
near Utica, LaSalle County, Illinois

AUG - 8 2016

BRIDGE PERMIT

(3-16-8)

construction of the bridge to the satisfaction of the District Commander, when in the judgment of the District Commander the construction work has reached a point where such action should be taken, but in no case later than 90 days after the bridge has been opened to traffic.

3. Issuance of this permit does not relieve the permittee of the obligation or responsibility for compliance with the provisions of any other law or regulation as may be under the jurisdiction of any federal, state or local authority having cognizance of any aspect of the location, construction or maintenance of said bridge.

4. A bridge fendering system shall be installed and maintained in good condition by and at the expense of the owner of the bridge. Said installation and maintenance shall be for the safety of navigation and be in accordance with plans submitted to and approved by the District Commander prior to its construction.

5. Clearance gauges shall be installed and maintained in a good and legible condition by and at the expense of the owner of the bridge when so required by the District Commander. The type of gauges and the locations in which they are to be installed will be submitted to the District Commander for approval.

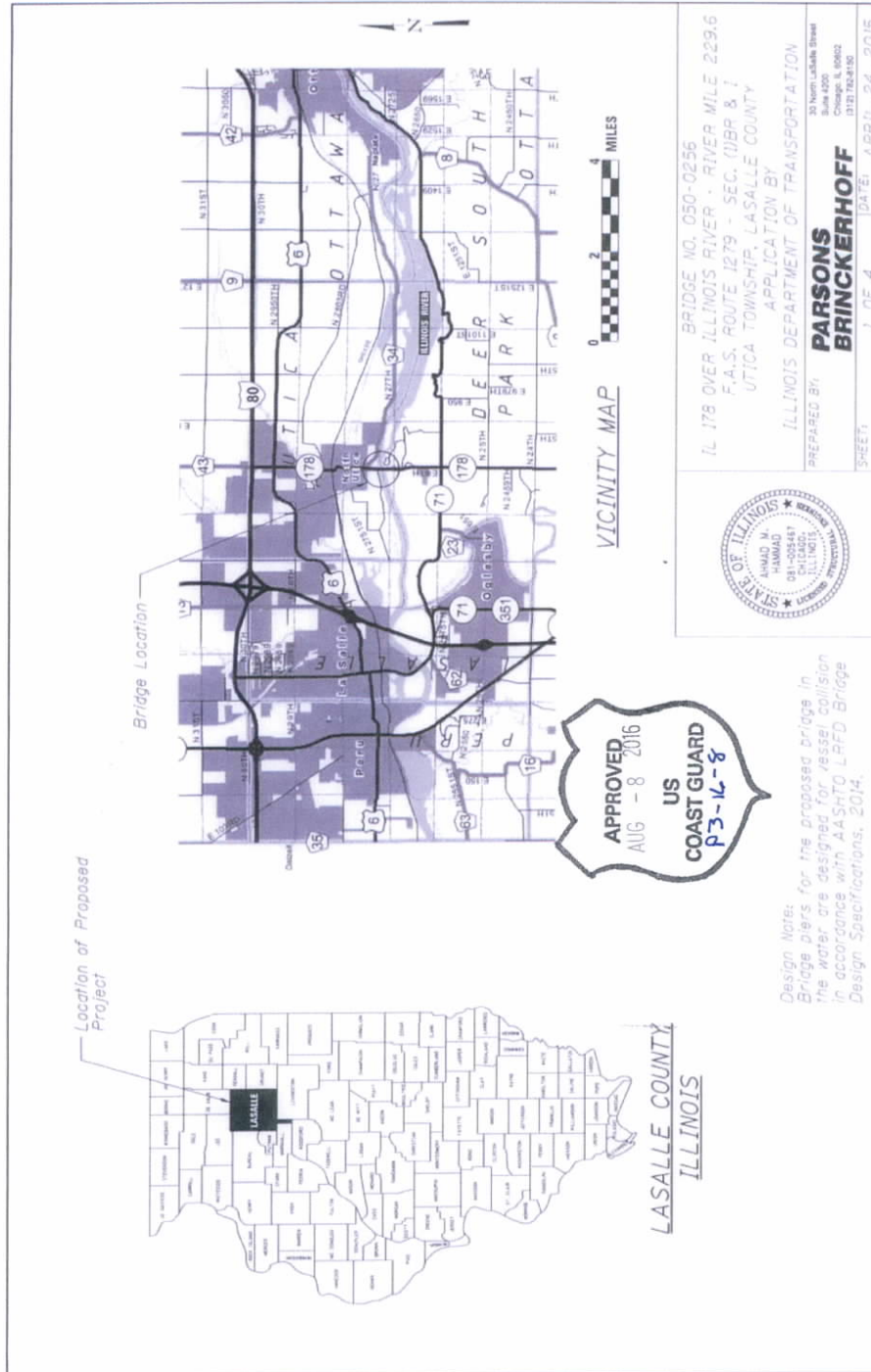
6. All parts of the existing to-be-replaced Utica Bridge across the Illinois Waterway, mile 229.6, not utilized in the new bridge, which are located within the waterway, shall be removed down to or below a depth of 15 feet below normal pool of 440.0 m.s.l. All other parts shall be removed down to or below the natural ground line. The waterway shall be cleared to the satisfaction of the District Commander. A period of 90 days subsequent to the opening to traffic of the new IL 178 Bridge, mile 229.6, will be allowed for such removal and clearance. The proposed method and schedule for removal of unused portions of the existing bridge shall be submitted to the District Commander for approval prior to commencing such removal.


7. When the proposed bridge is no longer used for transportation purposes, it shall be removed in its entirety or to an elevation deemed appropriate by the District Commander and the waterway cleared to the satisfaction of the District Commander. Such removal and clearance shall be completed by and at the expense of the owner of the bridge upon due notice from the District Commander.

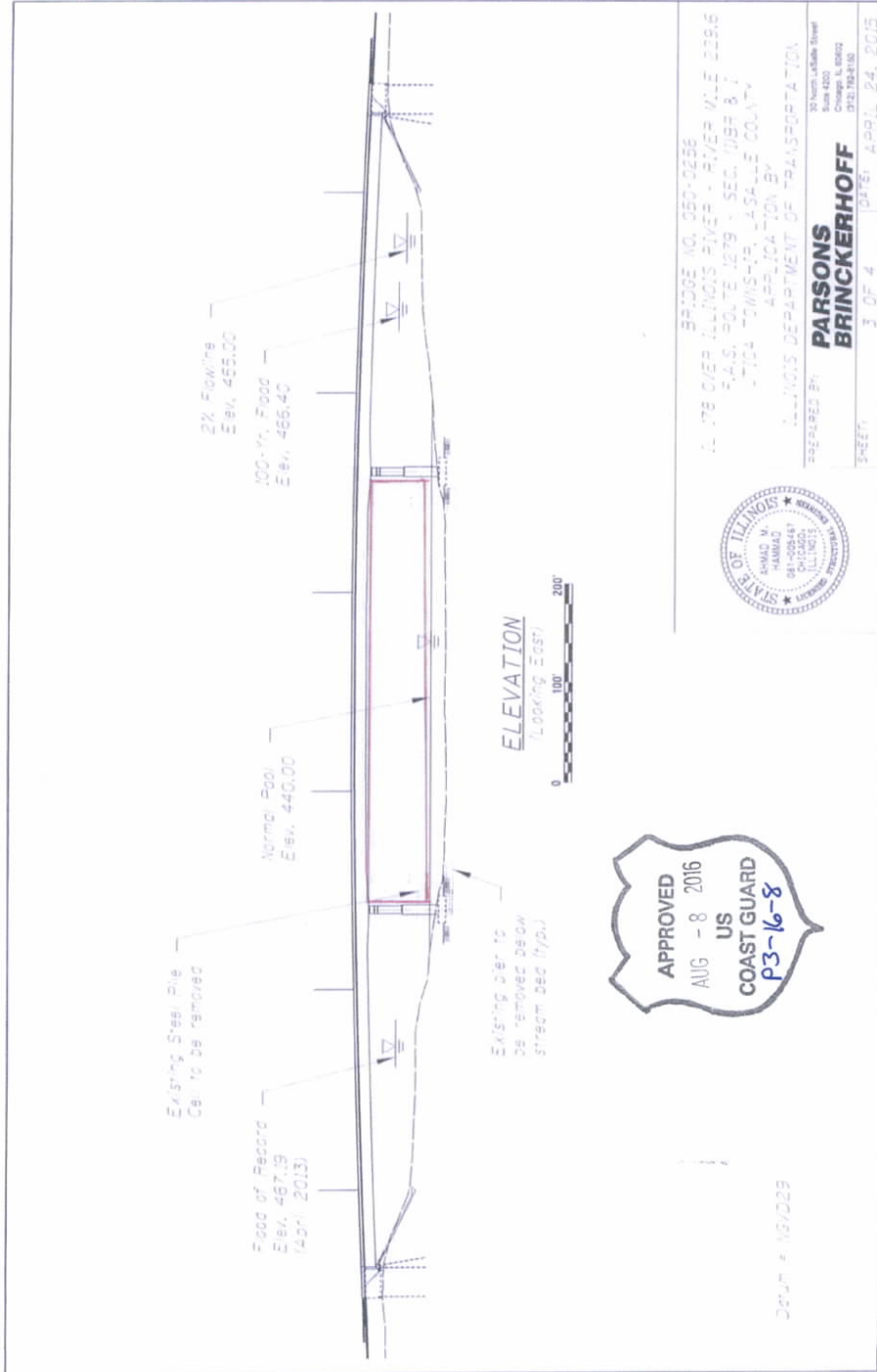
8. The approval hereby granted shall cease and be null and void unless construction of the bridge is commenced within three years and completed within five years after the date of this permit.




D.R. CALLAHAN
Rear Admiral, U.S. Coast Guard
Commander, Eighth Coast Guard District









ILLINOIS DEPARTMENT OF NATURAL RESOURCES PERMIT

file



Illinois Department of
Natural Resources

One Natural Resources Way Springfield, Illinois 62702-1271
www.dnr.illinois.gov

Bruce Rauner, Governor
Wayne A. Rosenthal, Director

August 30, 2016

SUBJECT: Permit No. DS2016047
Illinois Department of Transportation – District 3
IL 178 over the Illinois River, FAS 1279 – SEC. (1)BR & I
La Salle County

Paul A. Loete, PE, Deputy Director of Highways
Region 2 Engineer
Illinois Department of Transportation
700 East Norris Drive
Ottawa, Illinois 61350

A handwritten signature in blue ink, possibly "KAP", with the date "8/16/16" and the permit number "DS2016047" written above it. The signature is enclosed in a blue oval.

Dear Mr. Loete:

Enclosed is Illinois Department of Natural Resources, Office of Water Resources Permit No. DS2016047 authorizing the subject project. This approval is based on our determination that the proposed bridge replacement will reduce induced flood damages to the fullest practicable extent and will not adversely impact the public's interests in the public body of water. As such, the project complies with our Part 3700 Floodway Construction and Part 3704 Public Waters rules. In addition to the general conditions of the permit, this approval is subject to the following special conditions:

- a) The construction of temporary work platforms or causeways within the river will require further Illinois Department of Natural Resources, Office of Water Resources authorization;
- b) Bridge removal shall be conducted such that it will not unnecessarily interfere with navigation of the river or create a hazard to boating safety. The existing piers should be removed in total to ensure they will not become a future hazard; and
- c) This approval is based, in part, on the over-the-road flow which will occur due to the low grade of the approach roadway as shown on the approved plans. Thus, if at any future date the road grade is to be raised, prior approval should be secured from this office.

This permit does not supersede any other federal, state or local authorizations that may be required for the project. If any changes of the permitted work are found necessary, revised plans should be submitted promptly to this office for review and approval. Also, this permit expires on the date indicated in Condition (13). If unable to complete the work by that date, the permittee may make a written request for a time extension.

Paul A. Loete, P.E., Deputy Director of Highways
August 30, 2016
Page 2

Upon receipt and review of this permit and all of its conditions, please properly execute and return the attached acceptance blank within sixty (60) days from the date of the permit. Please feel free to contact Kristian Peterson of my staff at 217/558-4532 if you have any questions concerning this authorization.

Sincerely,

Michael L. Diedrichsen, P.E.
Acting Manager, Downstate Regulatory Programs

^{KAP}
MLD:KAP:cjp

Enclosure

cc: IDOT Bridges and Structures (D. Carl Puzey Attn: Patrik D. Claussen)
USACE, Rock Island District (CEMVR-OD-P)
LaSalle County (Mike Harsted)



Official Permit Date: August 30, 2016 per conversation with Mike Diedrichsen (Acting Manager, Downstate Regulatory Programs IDNR) on October 7, 2016
By: Steve Ferguson

PERMIT NO. DS2016047
DATE: June 30, 2016

State of Illinois
Department of Natural Resources, Office of Water Resources

Permission is hereby granted to:

ILLINOIS DEPARTMENT OF TRANSPORTATION
DIVISION OF HIGHWAYS – DISTRICT 3
700 EAST NORRIS DRIVE
OTTAWA, ILLINOIS 61350

to replace the existing 7-span bridge with a 3-span bridge carrying IL 178 over the Illinois River in the Southeast ¼ Section 17, Township 33 North, Range 2 East of the 3rd Principal Meridian in LaSalle County,

in accordance with an application dated January 23, 2015, and the plans and specifications entitled:

GENERAL PLAN, IL 178 OVER ILLINOIS RIVER (PUBLIC WATER)
F.A.S. ROUTE 1279 – SEC. (1)BR & I, LASALLE COUNTY
STATION 29+27.52, STRUCTURE NO. 050-0256

(Sheets 1 & 2, Stamped approved on April 21, 2016 as a basis for preparation of detailed plans); and

PROPOSED HIGHWAY PLANS, FAS ROUTE 1279 (IL 178), SECTION (1) BR & I
PROJECT P-93-035-01, ILLINOIS RIVER BRIDGE REPLACEMENT, LA SALLE COUNTY
(Sheets 1 & 49 – 54 of 429, Pre-Final Plan Submittal, Received via June 24, 2016 email).

Examined and Recommended:

Michael L. Diedrichsen, Acting Manager
Downstate Regulatory Programs

Approval Recommended:

Daniel A. Injerd, Director
Office of Water Resources

Approved:

Wayne A. Rosenthal, Director
Department of Natural Resources

This PERMIT is subject to the terms and special conditions contained herein.

PERMIT NO. DS2016047

THIS PERMIT IS SUBJECT TO THE FOLLOWING CONDITIONS:

- 1) This permit is granted in accordance with the Rivers, Lakes and Streams Act "615 ILCS 5."
- 2) This permit does not convey title to the permittee or recognize title of the permittee to any submerged or other lands, and furthermore, does not convey, lease or provide any right or rights of occupancy or use of the public or private property on which the activity or any part thereof will be located, or otherwise grant to the permittee any right or interest in or to the property, whether the property is owned or possessed by the State of Illinois or by any private or public party or parties.
- 3) This permit does not release the permittee from liability for damage to persons or property resulting from the work covered by this permit, and does not authorize any injury to private property or invasion of private rights.
- 4) This permit does not relieve the permittee of the responsibility to obtain other federal, state or local authorizations required for the construction of the permitted activity; and if the permittee is required by law to obtain approvals from any federal or other state agency to do the work, this permit is not effective until the federal and state approvals are obtained. If construction does not begin within two years of the date of this permit, the permittee must submit the project to EcoCAT (<http://dnr.illinois.gov/EcoPublic/>) for an updated consultation under the Illinois Endangered Species Protection Act and the Illinois Natural Areas Preservation Act.
- 5) The permittee shall, at the permittee's own expense, remove all temporary piling, cofferdams, false work, and material incidental to the construction of the project. If the permittee fails to remove such structures or materials, the Department may have removal made at the expense of the permittee.
- 6) In public waters, if future need for public navigation or other public interest by the state or federal government necessitates changes in any part of the structure or structures, such changes shall be made by and at the expense of the permittee or the permittee's successors as required by the Department or other properly constituted agency, within sixty (60) days from receipt of written notice of the necessity from the Department or other agency, unless a longer period of time is specifically authorized.
- 7) The execution and details of the work authorized shall be subject to the review and approval of the Department. Department personnel shall have the right of access to accomplish this purpose.
- 8) Starting work on the activity authorized will be considered full acceptance by the permittee of the terms and conditions of the permit.
- 9) The Department in issuing this permit has relied upon the statements and representations made by the permittee; if any substantive statement or representation made by the permittee is found to be false, this permit will be revoked; and when revoked, all rights of the permittee under the permit are voided.
- 10) In public waters, the permittee and the permittee's successors shall make no claim whatsoever to any interest in any accretions caused by the activity.
- 11) In issuing this permit, the Department does not ensure the adequacy of the design or structural strength of the structure or improvement.
- 12) Noncompliance with the conditions of this permit will be considered grounds for revocation.
- 13) If the construction activity permitted is not completed on or before December 31, 2019 this permit shall cease and be null and void.

THIS PERMIT IS SUBJECT TO THE FOLLOWING SPECIAL CONDITIONS:

- a) The construction of temporary work platforms or causeways within the river will require further Illinois Department of Natural Resources, Office of Water Resources authorization.
- b) Bridge removal shall be conducted such that it will not unnecessarily interfere with navigation of the river or create a hazard to boating safety. The existing piers should be removed in total to ensure they will not become a future hazard.
- c) This approval is based, in part, on the over-the-road flow which will occur due to the low grade of the approach roadway as shown on the approved plans. Thus, if at any future date the road grade is to be raised, prior approval should be secured from this office.

ILLINOIS ENVIRONMENTAL PROTECTION AGENCY PERMIT



ILLINOIS ENVIRONMENTAL PROTECTION AGENCY

1021 NORTH GRAND AVENUE EAST, P.O. BOX 19276, SPRINGFIELD, ILLINOIS 62794-9276 • (217) 782-3397

BRUCE RAUNER, GOVERNOR

LISA BONNETT, DIRECTOR

217/782-3362

APR 25 2016

U.S. Army Corps of Engineers, Rock Island District
ATTN: Regulatory Branch
Clock Tower Building
Post Office Box 2004
Rock Island, IL 61204-2004

SN 050-0088 (E)
SN 050-0256 (F)
Contract # 66992

Re: Illinois Department of Transportation, Division of Highways - District 3 (LaSalle County)
Route 178 Illinois River Bridge Replacement - Utica
Log # C-0033-15 [CoE appl. # CEMVR-OD-P-2015-152]

Gentlemen:

This Agency received a request on January 30, 2015 from Illinois Department of Transportation, Division of Highways - District 3 requesting necessary comments concerning the proposed removal and replacement of the IL Route 178 Bridge over the Illinois River near Utica. We offer the following comments.

Based on the information included in this submittal, it is our engineering judgment that the proposed project may be completed without causing water pollution as defined in the Illinois Environmental Protection Act, provided the project is carefully planned and supervised.

These comments are directed at the effect on water quality of the construction procedures involved in the above described project and are not an approval of any discharge resulting from the completed facility, nor an approval of the design of the facility. These comments do not supplant any permit responsibilities of the applicant toward the Agency.

This Agency hereby issues certification under Section 401 of the Clean Water Act (PL 95-217), subject to the applicant's compliance with the following conditions:

1. The applicant shall not cause:
 - a. violation of applicable water quality standards of the Illinois Pollution Control Board, Title 35, Subtitle C: Water Pollution Rules and Regulations;
 - b. water pollution defined and prohibited by the Illinois Environmental Protection Act;
 - c. interference with water use practices near public recreation areas or water supply intakes; or
 - d. violation of applicable provisions of the Illinois Environmental Protection Act.
2. The applicant shall provide adequate planning and supervision during the project construction period for implementing construction methods, processes and cleanup procedures necessary to prevent water pollution and control erosion.
3. Any spoil material excavated, dredged or otherwise produced must not be returned to the waterway but must be deposited in a self-contained area in compliance with all state statutes, regulations and permit requirements with no discharge to waters of the State unless a permit has been issued by this Agency. Any backfilling must be done with clean material and placed in a manner to prevent violation of applicable water quality standards.

4302 N. Main St., Rockford, IL 61103 (815) 987-7760
595 S. State, Elgin, IL 60123 (847) 608-3131
2125 S. First St., Champaign, IL 61820 (217) 278-5800
2009 Mail St., Collinsville, IL 62234 (618) 346-5120

9511 Harrison St., Des Plaines, IL 60016 (847) 294-4000
412 SW Washington St., Suite D, Peoria, IL 61602 (309) 671-3022
2309 W. Main St., Suite 116, Marion, IL 62959 (618) 993-7200
100 W. Randolph, Suite 10-300, Chicago, IL 60601

PLEASE PRINT ON RECYCLED PAPER

Page No. 2
Log No. C-0033-15

4. All areas affected by construction shall be mulched and seeded as soon after construction as possible. The applicant shall undertake necessary measures and procedures to reduce erosion during construction. Interim measures to prevent erosion during construction shall be taken and may include the installation of staked straw bales, sedimentation basins and temporary mulching. All construction within the waterway shall be constructed during zero or low flow conditions. The applicant shall be responsible for obtaining an NPDES Storm Water Permit prior to initiating construction if the construction activity associated with the project will result in the disturbance of 1 (one) or more acres, total land area. An NPDES Storm Water Permit may be obtained by submitting a properly completed Notice of Intent (NOI) form by certified mail to the Agency's Division of Water Pollution Control, Permit Section.
5. The applicant shall implement erosion control measures consistent with the "Illinois Urban Manual" (IEPA/USDA, NRCS; 2015).
6. Asphalt, bituminous material and concrete with protruding material such as reinforcing bar or mesh shall not be 1) used for backfill, 2) placed on shorelines/streambanks, or 3) placed in waters of the State.
7. The proposed work shall be constructed with adequate erosion control measures (i.e., silt fences, straw bales, etc.) to prevent transport of sediment and material downstream.
8. The fill material used for temporary work areas in waters of the State shall be predominantly sand or larger size material, with <20% passing a #230 U. S. sieve.
9. Temporary work pads, cofferdams, access roads and other temporary fills shall be constructed of clean coarse aggregate or non-erodible non-earthen fill material that will not cause siltation. Material excavated or dredged from the surface water or wetland shall not be used to construct the temporary facility.
10. The wetland mitigation plan to offset the 0.537 acres of permanently impacted wetlands consisting of the purchase of 1.074 acres of wetland credit from Morris Wetland Bank in Grundy County as detailed in the Joint Application received on January 30, 2015 shall be implemented. The applicant shall implement restoration measures for the 0.226 acres of temporary wetland impacts in accordance with the email dated January 27, 2016. Modifications to the wetland mitigation plan must be submitted to the Agency for approval. The permittee shall submit annual reports by July 1 of each calendar year on the status of the mitigation. The first annual report shall include a hydric soils determination that represents the soils at the completion of initial construction for the wetland mitigation site(s). The permittee shall monitor the mitigation for 5 years after the completion of initial construction. A final report shall be submitted within 90 days after completion of a 5-year monitoring period. Each annual report and the final report shall include the following: IEPA Log No., date of completion of initial construction, representative photographs, floristic quality index, updated topographic maps, description of work in the past year, the performance standards for the mitigation as stated in the mitigation plan, and the activities remaining to complete the mitigation plan. For wetland mitigation sites containing non-hydric soils at the time of initial construction, the final report shall include a hydric soils determination that represents the soils at the end of the 5-year monitoring period. For wetland mitigation provided by purchase of wetland mitigation banking credits, in lieu of the above monitoring and reporting, the permittee shall submit written proof from the wetland mitigation bank that the wetland credits have been purchased within thirty (30) days of said purchase. The subject reports and proof of purchase of mitigation credits shall be submitted to:

Illinois Environmental Protection Agency
Bureau of Water
Division of Water Pollution Control
Permit Section
1021 North Grand Avenue East
Post Office Box 19276
Springfield, Illinois 62794-9276

Page No. 3
Log No. C-0033-15

This certification becomes effective when the Department of the Army, Corps of Engineers, includes the above conditions # 1 through # 10 as conditions of the requested permit issued pursuant to Section 404 of PL 95-217.

This certification does not grant immunity from any enforcement action found necessary by this Agency to meet its responsibilities in prevention, abatement, and control of water pollution.

Sincerely,



Alan Keller, P.E.
Manager, Permit Section
Division of Water Pollution Control

SAK:DLH:DRG:C-0033-15_401 WQ Certification_30Jan15.docx

cc: IEPA, Records Unit
IEPA, DWPC, FOS, Rockford
IDNR, OWR, Springfield
USEPA, Region 5
✓ Illinois Department of Transportation, Division of Highways - District 3, 700 East Norris Drive, Ottawa,
IL 61350
DRG

RECEIVED STUDIES & PLANS		
APR 27 2016		
S&P ENG	D.B.	
ENVIRONMENT		
ESTIMATOR		
GEOMETRICS		
HYDRAULIC	X	
LOCATIONS		
PLANS ENG		
SEE ME		
SEC	S	SW
CO-ORD		

STORM WATER POLLUTION PREVENTION PLAN



Storm Water Pollution Prevention Plan



Route FAS 1279	Marked Route IL 178	Section (1) BR & I
Project Number	County LASALLE	Contract Number 66992

This plan has been prepared to comply with the provisions of the National Pollutant Discharge Elimination System (NPDES) Permit No. ILR10 (Permit ILR10), issues by the Illinois Environmental Protection Agency (IEPA) for storm water discharges from construction site activities.

I certify under penalty of law that this document and all attachments were prepared under my direction or supervision in accordance with a system designed to assure that qualified personnel properly gathered and evaluated the information submitted. Based on my inquiry of the person or persons who manage the system, or those persons directly responsible for gathering the information, the information submitted is, to the best of my knowledge and belief, true, accurate and complete. I am aware that there are significant penalties for submitting false information, including the possibility of fine and imprisonment for knowing violations.

Print Name Kevin Marchek	Title Regional Engineer/ Region 2	Agency Illinois Dept of Transportation
Signature <i>Kevin Marchek D.B.</i>	Date 8/12/2016	

I. Site Description

- A. Provide a description of the project location (include latitude and longitude):
 This project is located on IL 178 from Donaldson Street in Utica, Illinois to the entrance of Starved Rock State Park. Latitude: 41 deg 19 min 39.12 sec, Longitude: -89 deg 0 min 39.30 sec.
- B. Provide a description of the construction activity which is subject of this plan:
 This project includes the replacement of the existing IL 178 bridge (SN 050-0088) over the Illinois River with a new bridge (SN 050-0256) on new alignment. The new alignment will be shifted slightly east to allow for construction while the current bridge remains open to traffic. The proposed structure consists of two 12' travel lanes with 6' shoulders and a 10' shared-use path separated from the northbound traffic lane by a concrete barrier.
- C. Provide the estimated duration of this project:
 20 Months
- D. The total area of the construction site is estimated to be 17.9 acres.
 The total area of the site estimated to be disturbed by excavation, grading or other activities is 9 acres.
- E. The following is a weighted average of the runoff coefficient for this project after construction activities are completed:
0.37
- F. List all soils found within project boundaries. Include map unit name, slope information and erosivity:

Joliet Silt Loam, 0 to 2 percent slopes (314A) - A poorly drained soil with moderately low to moderately high permeability. This soil has a moderately low susceptibility to water and moderate susceptibility to wind erosion.

Channahon Silt Loam, 0 to 2 percent slopes (315B) - A well drained soil with moderately low to moderately high permeability. This soil has a moderate susceptibility to water erosion and a slight susceptibility to wind erosion.

Orthents, loamy, undulating, 1 to 6 percent slope (802B) - A well drained soil with moderately high permeability. This soil has moderately low susceptibility to water erosion and a slight susceptibility to wind erosion.

Orthents, loamy, rolling, 6 to 12 percent slope (802D) - A well drained soil with moderately high permeability. This soil has moderately low susceptibility to water erosion and a slight susceptibility to wind erosion.

Moundprairie silty clay loam, 0 to 2 percent slope, frequently flooded (3480A) - A poorly drained soil with moderately high to high permeability. This soil has a very low susceptibility to water erosion and a moderate susceptibility to wind erosion.

G. Provide an aerial extent of wetland acreage at the site:

No Wetland Impact

H. Provide a description of potentially erosive areas associated with this project:

Since soil properties are fairly similar throughout the project, the most potentially erosive areas would be those at the steepest slopes.

I. The following is a description of soil disturbing activities by stages, their locations, and their erosive factors (e.g. steepness of slopes, length of scopes, etc.):

The nature and purpose of the soil disturbing activities include constructing a new bridge next to the existing bridge, removing the existing bridge, constructing a new stretch of IL 178 to connect with the new bridge on new alignment and removing the existing section of IL 178 from the existing alignment.

The predominant soil type on the project, Orthents, loamy, rolling (802D) has a moderately low susceptibility to water erosion and a slight susceptibility to wing erosion with slopes from 6 to 12 percent.

J. See the erosion control plans and/or drainage plans for this contract for information regarding drainage patterns, approximate slopes anticipated before and after major grading activities, locations where vehicles enter or exit the site and controls to prevent off site sediment tracking (to be added after contractor identifies locations), areas of soil disturbance, the location of major structural and non-structural controls identified in the plan, the location of areas where stabilization practices are expected to occur, surface waters (including wetlands) and locations where storm water is discharged to surface water including wetlands.

K. Identify who owns the drainage system (municipality or agency) this project will drain into:

State

L. The following is a list of General NPDES ILR40 permittees within whose reporting jurisdiction this project is located.

Illinois Department of Transportation

M. The following is a list of receiving water(s) and the ultimate receiving water(s) for this site. The location of the receiving waters can be found on the erosion and sediment control plans:

Illinois River

N. Describe areas of the site that are to be protected or remain undisturbed. These areas may include steep slopes, highly erodible soils, streams, stream buffers, specimen trees, natural vegetation, nature preserves, etc.

N/A

O. The following sensitive environmental resources are associated with this project, and may have the potential to be impacted by the proposed development:

- Floodplain
- Wetland Riparian
- Threatened and Endangered Species
- Historic Preservation
- 303(d) Listed receiving waters for suspended solids, turbidity, or siltation
- Receiving waters with Total Maximum Daily Load (TMDL) for sediment, total suspended solids, turbidity, or siltation
- Applicable Federal, Tribal, State or Local Programs
- Other

1. 303(d) Listed receiving waters (fill out this section if checked above):

Illinois River

a. The name(s) of the listed water body, and identification of all pollutants causing impairment:

Illinois River - Soil Sedimentation

b. Provide a description of how erosion and sediment control practices will prevent a discharge of sediment resulting from a storm event equal to or greater than a twenty-five (25) year, twenty-four (24) hour rainfall event:

Perimeter Erosion Barrier - Perimeter Erosion Barrier will be used in all areas where runoff from disturbed areas has the potential to travel offsite or into ditches, ponds, or other natural water bodies.

Temporary Ditch Checks - Temporary Ditch Checks will be used in all ditches where runoff from disturbed areas is collected.

Storm Drain Inlet Protection - Inlet and Pipe Protection will be used at all drainage structures.

Permanent Seeding - Seeding, Class 3 and Seeding, Class 2A will be installed per IDOT specifications.

Erosion Control Blanket - Erosion Control Blanket will be installed over fill slopes that have been brought to final grade and seeded to protect slopes and allow seeds to germinate.

c. Provide a description of the location(s) of direct discharge from the project site to the 303(d) water body:

d. Provide a description of the location(s) of any dewatering discharges to the MS4 and/or water body:

2. TMDL (fill out this section if checked above)

a. The name(s) of the listed water body:

Illinois River

b. Provide a description of the erosion and sediment control strategy that will be incorporated into the site design that is consistent with the assumptions and requirements of the TMDL:

Perimeter Erosion Barrier - Perimeter Erosion Barrier will be used in all areas where runoff from disturbed areas has the potential to travel offsite or into ditches, ponds, or other natural water bodies.

Temporary Ditch Checks - Temporary Ditch Checks will be used in all ditches where runoff from disturbed areas is collected.

Storm Drain Inlet Protection - Inlet and Pipe Protection will be used at all drainage structures.

Riprap - Stone Riprap will be used in high velocity areas to prevent scouring.

c. If a specific numeric waste load allocation has been established that would apply to the project's discharges, provide a description of the necessary steps to meet the allocation:

P. The following pollutants of concern will be associated with this construction project:

- | | |
|---|--|
| <input checked="" type="checkbox"/> Soil Sediment | <input checked="" type="checkbox"/> Petroleum (gas, diesel, oil, kerosene, hydraulic oil / fluids) |
| <input checked="" type="checkbox"/> Concrete | <input checked="" type="checkbox"/> Antifreeze / Coolants |
| <input checked="" type="checkbox"/> Concrete Truck waste | <input checked="" type="checkbox"/> Waste water from cleaning construction equipment |
| <input checked="" type="checkbox"/> Concrete Curing Compounds | <input type="checkbox"/> Other (specify) _____ |
| <input type="checkbox"/> Solid waste Debris | <input type="checkbox"/> Other (specify) _____ |
| <input type="checkbox"/> Paints | <input type="checkbox"/> Other (specify) _____ |
| <input type="checkbox"/> Solvents | <input type="checkbox"/> Other (specify) _____ |
| <input checked="" type="checkbox"/> Fertilizers / Pesticides | <input type="checkbox"/> Other (specify) _____ |

II. Controls

This section of the plan addresses the controls that will be implemented for each of the major construction activities described in I.C. above and for all use areas, borrow sites, and waste sites. For each measure discussed, the Contractor will be responsible for its implementation as indicated. The Contractor shall provide to the Resident Engineer a plan for the implementation of the measures indicated. The Contractor and subcontractors, will notify the Resident Engineer of any proposed changes, maintenance, or modifications to keep construction activities compliant with the Permit ILR10. Each such Contractor has signed the required certification on forms which are attached to, and are a part of, this plan:

- A. **Erosion and Sediment Controls:** At a minimum, controls must be coordinated, installed, and maintained to:
1. Minimize the amount of soil exposed during construction activity;
 2. Minimize the disturbance of steep slopes;
 3. Maintain natural buffers around surface waters, direct storm water to vegetated areas to increase sediment removal and maximize storm water infiltration, unless infeasible;
 4. Minimize soil compaction and, unless infeasible, preserve topsoil.
- B. **Stabilization Practices:** Provided below is a description of interim and permanent stabilization practices, including site- specific scheduling of the implementation of the practices. Site plans will ensure that existing vegetation is preserved where attainable and disturbed portions of the site will be stabilized. Stabilization practices may include but are not limited to: temporary seeding, permanent seeding, mulching, geotextiles, sodding, vegetative buffer strips, protection of trees, preservation of mature vegetation, and other appropriate measures. Except as provided below in II(B)(1) and II(B)(2), stabilization measures shall be initiated **immediately** where construction activities have temporarily or permanently ceased, but in no case more than **one (1) day** after the construction activity in that portion of the site has temporarily or permanently ceases on all disturbed portions of the site where construction will not occur for a period of fourteen (14) or more calendar days.
1. Where the initiation of stabilization measures is precluded by snow cover, stabilization measures shall be initiated as soon as practicable.
 2. On areas where construction activity has temporarily ceased and will resume after fourteen (14) days, a temporary stabilization method can be used.

The following stabilization practices will be used for this project:

- | | |
|--|--|
| <input type="checkbox"/> Preservation of Mature Vegetation | <input checked="" type="checkbox"/> Erosion Control Blanket / Mulching |
| <input type="checkbox"/> Vegetated Buffer Strips | <input type="checkbox"/> Sodding |
| <input type="checkbox"/> Protection of Trees | <input type="checkbox"/> Geotextiles |
| <input type="checkbox"/> Temporary Erosion Control Seeding | <input type="checkbox"/> Other (specify) _____ |
| <input type="checkbox"/> Temporary Turf (Seeding, Class 7) | <input type="checkbox"/> Other (specify) _____ |
| <input type="checkbox"/> Temporary Mulching | <input type="checkbox"/> Other (specify) _____ |
| <input checked="" type="checkbox"/> Permanent Seeding | <input type="checkbox"/> Other (specify) _____ |

Describe how the stabilization practices listed above will be utilized during construction:

Permanent Seeding - Seeding, Class 3 and Seeding, Class 2A will be installed per IDOT specifications.

Erosion Control Blanket - Erosion Control Blanket will be installed over fill slopes that have been brought to final grade and seeded to protect slopes and allow seeds to germinate.

Describe how the stabilization practices listed above will be utilized after construction activities have been completed:

The Permanent Seeding will protect unpaved areas.

- C. **Structural Practices:** Provided below is a description of structural practices that will be implemented, to the degree attainable, to divert flows from exposed soils, store flows or otherwise limit runoff and the discharge of pollutants from exposed areas of the site. Such practices may include but are not limited to: perimeter erosion barrier, earth dikes, drainage swales, sediment traps, ditch checks, subsurface drains, pipe slope drains, level spreaders, storm drain inlet protection, rock outlet protection, reinforced soil retaining systems, gabions, and temporary or permanent sediment basins. The installation of these devices may be subject to Section 404 of the Clean Water Act.

The following stabilization practices will be used for this project:

- | | |
|--|--|
| <input checked="" type="checkbox"/> Perimeter Erosion Barrier | <input type="checkbox"/> Rock Outlet Protection |
| <input checked="" type="checkbox"/> Temporary Ditch Check | <input checked="" type="checkbox"/> Riprap |
| <input checked="" type="checkbox"/> Storm Drain Inlet Protection | <input type="checkbox"/> Gabions |
| <input type="checkbox"/> Sediment Trap | <input type="checkbox"/> Slope Mattress |
| <input type="checkbox"/> Temporary Pipe Slope Drain | <input type="checkbox"/> Retaining Walls |
| <input type="checkbox"/> Temporary Sediment Basin | <input type="checkbox"/> Slope Walls |
| <input type="checkbox"/> Temporary Stream Crossing | <input type="checkbox"/> Concrete Revetment Mats |
| <input type="checkbox"/> Stabilized Construction Exits | <input type="checkbox"/> Level Spreaders |
| <input type="checkbox"/> Turf Reinforcement Mats | <input type="checkbox"/> Other (specify) _____ |
| <input type="checkbox"/> Permanent Check Dams | <input type="checkbox"/> Other (specify) _____ |
| <input type="checkbox"/> Permanent Sediment Basin | <input type="checkbox"/> Other (specify) _____ |
| <input type="checkbox"/> Aggregate Ditch | <input type="checkbox"/> Other (specify) _____ |
| <input type="checkbox"/> Paved Ditch | <input type="checkbox"/> Other (specify) _____ |

Describe how the structural practices listed above will be utilized during construction:

Perimeter Erosion Barrier - Perimeter Erosion Barrier will be used in all areas where runoff from disturbed areas has the potential to travel offsite or into ditches, ponds, or other natural water bodies.

Temporary Ditch Checks - Temporary Ditch Checks will be used in all ditches where runoff from disturbed areas is collected.

Storm Drain Inlet Protection - Inlet and Pipe Protection will be used at all drainage structures.

Riprap - Stone Riprap will be used in high velocity areas to prevent scouring.

Describe how the structural practices listed above will be utilized after construction activities have been completed:

The riprap will remain in place after construction to prevent erosion.

D. Treatment Chemicals

Will polymer flocculents or treatment chemicals be utilized on this project: Yes No

If yes above, identify where and how polymer flocculents or treatment chemicals will be utilized on this project.

E. Permanent Storm Water Management Controls: Provided below is a description of measures that will be installed during the construction process to control volume and pollutants in storm water discharges that will occur after construction operations have been completed. The installation of these devices may be subject to Section 404 of the Clean Water act.

1. Such practices may include but are not limited to: storm water detention structures (including wet ponds), storm water retention structures, flow attenuation by use of open vegetated swales and natural depressions, infiltration of runoff on site, and sequential systems (which combine several practices).

The practices selected for implementation were determined on the basis of the technical guidance in Chapter 41 (Construction Site Storm Water Pollution Control) of the IDOT Bureau of Design & Environment Manual. If practices other than those discussed in Chapter 41 are selected for implementation or if practices are applied to situations different from those covered in Chapter 41, the technical basis for such decisions will be explained below.

2. Velocity dissipation devices will be placed at discharge locations and along the length of any outfall channel as necessary to provide a non-erosive velocity flow from the structure to a water course so that the natural physical and biological characteristics and functions are maintained and protected (e.g. maintenance of hydrologic conditions such as the hydroperiod and hydrodynamics present prior to the initiation of construction activities).

Description of permanent storm water management controls:

It was determined as part of Phase II that the construction of storm water detention is not required on this project.

F. Approved State or Local Laws: The management practices, controls, and provisions contained in this plan will be in accordance with IDOT specifications, which are at least as protective as the requirements contained in the Illinois Environmental Protection Agency's Illinois Urban Manual. Procedures and requirements specified in applicable sediment and erosion site plans or storm water management plans approved by local officials shall be described or incorporated by reference in the space provided below. Requirements specified in sediment and erosion site plans, site permits, storm water management site plans or site permits approved by local officials that are applicable to protecting surface water resources are, upon submittal of an NOI, to be authorized to discharge under the Permit ILR10 incorporated by reference and are enforceable under this permit even if they are not specifically included in the plan.

Description of procedures and requirements specified in applicable sediment and erosion site plans or storm water management plans approved by local officials:

All management practices, controls and other provisions provided in the plans are in accordance with the IDOT Standard Specifications.

G. Contractor Required Submittals: Prior to conducting any professional services at the site covered by this plan, the Contractor and each subcontractor responsible for compliance with the permit shall submit to the Resident Engineer a Contractor Certification Statement, BDE 2342a.

1. The Contractor shall provide a construction schedule containing an adequate level of detail to show major activities with implementation of pollution prevention BMPs, including the following items:
 - Approximate duration of the project, including each stage of the project
 - Rainy season, dry season, and winter shutdown dates
 - Temporary stabilization measures to be employed by contract phases
 - Mobilization time frame
 - Mass clearing and grubbing/roadside clearing dates
 - Deployment of Erosion Control Practices
 - Deployment of Sediment Control Practices (including stabilized construction entrances/exits)
 - Deployment of Construction Site Management Practices (including concrete washout facilities, chemical storage, refueling locations, etc.)
 - Paving, saw-cutting, and any other pavement related operations
 - Major planned stockpiling operations
 - Time frame for other significant long-term operations or activities that may plan non-storm water discharges such as dewatering, grinding, etc.
 - Permanent stabilization activities for each area of the project
2. The Contractor and each subcontractor shall provide, as an attachment to their signed Contractor Certification Statement, a discussion of how they will comply with the requirements of the permit in regard to the following items and provide a graphical representation showing location and type of BMPs to be used when applicable:
 - Vehicle Entrances and Exits - Identify type and location of stabilized construction entrances and exits to be used and how they will be maintained.
 - Material delivery, Storage, and Use - Discuss where and how materials including chemicals, concrete curing compounds, petroleum products, etc. will be stored for this project.
 - Stockpile Management - Identify the location of both on-site and off-site stockpiles. Discuss what BMPs will be used to prevent pollution of storm water from stockpiles.
 - Waste Disposal - Discuss methods of waste disposal that will be used for this project.
 - Spill Prevention and Control - Discuss steps that will be taken in the event of a material spill (chemicals, concrete curing compounds, petroleum, etc.).
 - Concrete Residuals and Washout Wastes - Discuss the location and type of concrete washout facilities to be used on this project and how they will be signed and maintained.
 - Litter Management - Discuss how litter will be maintained for this project (education of employees, number of dumpsters, frequency of dumpster pick-up, etc.).
 - Vehicle and Equipment Cleaning and Maintenance - Identify where equipment cleaning and maintenance locations for this project and what BMPs will be used to ensure containment and spill prevention.
 - Dewatering Activities - Identify the controls which will be used during dewatering operations to ensure sediments will not leave the construction site.
 - Polymer Flocculants and Treatment Chemicals - Identify the use and dosage of treatment chemicals and provide the Resident Engineer with Material Safety Data Sheets. Describe procedures on how the chemicals will be used and identify who will be responsible for the use and application of these chemicals. The selected individual must be trained on the established procedures.
 - Additional measures indicated in the plan.

III. Maintenance

When requested by the Contractor, the Resident Engineer will provide general maintenance guides to the Contractor for the practices associated with this project. The following additional procedures will be used to maintain, in good and effective operating conditions, the vegetation, erosion and sediment control measures and other protective measures identified in this plan. It will be Contractor's responsibility to attain maintenance guidelines for any manufactured BMPs which are to be installed and maintained per manufacture's specifications.

During construction, the contractor shall clean up and grade the work area to eliminate concentration of runoff, cover the openings of pipes in trenches and open inlets at the close of each working day. Maintain or replace (if specified by the Engineer) erosion and sediment control items. Prior to any landscaping/restoraion work, the contractor shall remove and dispose of any silt retained by the Temporary Erosion Barrier. Areas of Erosion Control Blanket which fail will be repaired immediately.

All maintenance of erosion control systems will be the responsibility of the contractor. All locations where vehicles enter and exit the construction site and all other areas subject to erosion should be inspected periodically. Inspection of these areas shall be made at least once every seven days and within 24 hours of the end of a storm that is 0.5 inches or greater rainfall, or an equivalent snowfall.

IV. Inspections

Qualified personnel shall inspect disturbed areas of the construction site which have not yet been finally stabilized, structural control measures, and locations where vehicles and equipment enter and exit the site using IDOT Storm Water Pollution Prevention Plan Erosion Control Inspection Report (BC 2259). Such inspections shall be conducted at least once every seven (7) calendar days and within twenty-four (24) hours of the end of a storm or by the end of the following business or work day that is 0.5 inch or greater or equivalent snowfall.

Inspections may be reduced to once per month when construction activities have ceased due to frozen conditions. Weekly inspections will recommence when construction activities are conducted, or if there is 0.5" or greater rain event, or a discharge due to snowmelt occurs.

If any violation of the provisions of this plan is identified during the conduct of the construction work covered by this plan, the Resident Engineer shall notify the appropriate IEPA Field Operations Section office by e-mail at: epa.swnoncomp@illinois.gov, telephone or fax within twenty-four (24) hours of the incident. The Resident Engineer shall then complete and submit an "Incidence of Non-Compliance" (ION) report for the identified violation within five (5) days of the incident. The Resident Engineer shall use forms provided by IEPA and shall include specific information on the cause of noncompliance, actions which were taken to prevent any further causes of noncompliance, and a statement detailing any environmental impact which may have resulted from the noncompliance. All reports of non-compliance shall be signed by a responsible authority in accordance with Part VI. G of the Permit ILR10.

The Incidence of Non-Compliance shall be mailed to the following address:

Illinois Environmental Protection Agency
Division of Water Pollution Control
Attn: Compliance Assurance Section
1021 North Grand East
Post Office Box 19276
Springfield, Illinois 62794-9276

Additional Inspections Required:

V. Failure to Comply

Failure to comply with any provisions of this Storm Water Pollution Prevention Plan will result in the implementation of a National Pollutant Discharge Elimination System/Erosion and Sediment Control Deficiency Deduction against the Contractor and/or penalties under the Permit ILR10 which could be passed on to the Contractor.



Contractor Certification Statement



Prior to conducting any professional services at the site covered by this contract, the Contractor and every subcontractor must complete and return to the Resident Engineer the following certification. A separate certification must be submitted by each firm. Attach to this certification all items required by Section II.G of the Storm Water Pollution Prevention Plan (SWPPP) which will be handled by the Contractors/subcontractor completing this form.

Route FAS 1279	Marked Route IL 178	Section (1) BR & I
Project Number	County LASALLE	Contract Number 66992

This certification statement is a part of SWPPP for the project described above, in accordance with the General NPDES Permit No. ILR10 issued by the Illinois Environmental Protection Agency.

I certify under penalty of law that I understand the terms of the Permit No. ILR10 that authorizes the storm water discharges associated with industrial activity from the construction site identified as part of this certification.

In addition, I have read and understand all of the information and requirements stated in SWPPP for the above mentioned project; I have received copies of all appropriate maintenance procedures; and, I have provided all documentation required to be in compliance with the Permit ILR10 and SWPPP and will provide timely updates to these documents as necessary.

- Contractor
- Sub-Contractor

Print Name	Signature
Title	Date
Name of Firm	Telephone
Street Address	City/State/Zip

Items which the Contractor/subcontractor will be responsible for as required in Section II.G. of SWPPP:

REQUIRED CONTRACT PROVISIONS FEDERAL-AID CONSTRUCTION CONTRACTS

- I. General
- II. Nondiscrimination
- III. Nonsegregated Facilities
- IV. Davis-Bacon and Related Act Provisions
- V. Contract Work Hours and Safety Standards Act Provisions
- VI. Subletting or Assigning the Contract
- VII. Safety: Accident Prevention
- VIII. False Statements Concerning Highway Projects
- IX. Implementation of Clean Air Act and Federal Water Pollution Control Act
- X. Compliance with Governmentwide Suspension and Debarment Requirements
- XI. Certification Regarding Use of Contract Funds for Lobbying

ATTACHMENTS

A. Employment and Materials Preference for Appalachian Development Highway System or Appalachian Local Access Road Contracts (included in Appalachian contracts only)

I. GENERAL

1. Form FHWA-1273 must be physically incorporated in each construction contract funded under Title 23 (excluding emergency contracts solely intended for debris removal). The contractor (or subcontractor) must insert this form in each subcontract and further require its inclusion in all lower tier subcontracts (excluding purchase orders, rental agreements and other agreements for supplies or services).

The applicable requirements of Form FHWA-1273 are incorporated by reference for work done under any purchase order, rental agreement or agreement for other services. The prime contractor shall be responsible for compliance by any subcontractor, lower-tier subcontractor or service provider.

Form FHWA-1273 must be included in all Federal-aid design-build contracts, in all subcontracts and in lower tier subcontracts (excluding subcontracts for design services, purchase orders, rental agreements and other agreements for supplies or services). The design-builder shall be responsible for compliance by any subcontractor, lower-tier subcontractor or service provider.

Contracting agencies may reference Form FHWA-1273 in bid proposal or request for proposal documents, however, the Form FHWA-1273 must be physically incorporated (not referenced) in all contracts, subcontracts and lower-tier subcontracts (excluding purchase orders, rental agreements and other agreements for supplies or services related to a construction contract).

2. Subject to the applicability criteria noted in the following sections, these contract provisions shall apply to all work performed on the contract by the contractor's own organization and with the assistance of workers under the contractor's immediate superintendence and to all work performed on the contract by piecework, station work, or by subcontract.

3. A breach of any of the stipulations contained in these Required Contract Provisions may be sufficient grounds for withholding of progress payments, withholding of final payment, termination of the contract, suspension / debarment or any other action determined to be appropriate by the contracting agency and FHWA.

4. Selection of Labor: During the performance of this contract, the contractor shall not use convict labor for any purpose within the limits of a construction project on a Federal-aid highway unless it is labor performed by convicts who are on parole, supervised release, or probation. The term Federal-aid highway does not include roadways functionally classified as local roads or rural minor collectors.

II. NONDISCRIMINATION

The provisions of this section related to 23 CFR Part 230 are applicable to all Federal-aid construction contracts and to all related construction subcontracts of \$10,000 or more. The provisions of 23 CFR Part 230 are not applicable to material supply, engineering, or architectural service contracts.

In addition, the contractor and all subcontractors must comply with the following policies: Executive Order 11246, 41 CFR 60, 29 CFR 1625-1627, Title 23 USC Section 140, the Rehabilitation Act of 1973, as amended (29 USC 794), Title VI of the Civil Rights Act of 1964, as amended, and related regulations including 49 CFR Parts 21, 26 and 27; and 23 CFR Parts 200, 230, and 633.

The contractor and all subcontractors must comply with: the requirements of the Equal Opportunity Clause in 41 CFR 60-1.4(b) and, for all construction contracts exceeding \$10,000, the Standard Federal Equal Employment Opportunity Construction Contract Specifications in 41 CFR 60-4.3.

Note: The U.S. Department of Labor has exclusive authority to determine compliance with Executive Order 11246 and the policies of the Secretary of Labor including 41 CFR 60, and 29 CFR 1625-1627. The contracting agency and the FHWA have the authority and the responsibility to ensure compliance with Title 23 USC Section 140, the Rehabilitation Act of 1973, as amended (29 USC 794), and Title VI of the Civil Rights Act of 1964, as amended, and related regulations including 49 CFR Parts 21, 26 and 27; and 23 CFR Parts 200, 230, and 633.

The following provision is adopted from 23 CFR 230, Appendix A, with appropriate revisions to conform to the U.S. Department of Labor (US DOL) and FHWA requirements.

1. Equal Employment Opportunity: Equal employment opportunity (EEO) requirements not to discriminate and to take affirmative action to assure equal opportunity as set forth under laws, executive orders, rules, regulations (28 CFR 35, 29 CFR 1630, 29 CFR 1625-1627, 41 CFR 60 and 49 CFR 27) and orders of the Secretary of Labor as modified by the provisions prescribed herein, and imposed pursuant to 23 U.S.C. 140 shall constitute the EEO and specific affirmative action standards for the contractor's project activities under this contract. The provisions of the Americans with Disabilities Act of 1990 (42 U.S.C. 12101 et seq.) set forth under 28 CFR 35 and 29 CFR 1630 are incorporated by reference in this contract. In the execution of this contract, the contractor agrees to comply with the following minimum specific requirement activities of EEO:

a. The contractor will work with the contracting agency and the Federal Government to ensure that it has made every good faith effort to provide equal opportunity with respect to all of its terms and conditions of employment and in their review of activities under the contract.

b. The contractor will accept as its operating policy the following statement:

"It is the policy of this Company to assure that applicants are employed, and that employees are treated during employment, without regard to their race, religion, sex, color, national origin, age or disability. Such action shall include: employment, upgrading, demotion, or transfer; recruitment or recruitment advertising; layoff or termination; rates of pay or other forms of compensation; and selection for training, including apprenticeship, pre-apprenticeship, and/or on-the-job training."

2. EEO Officer: The contractor will designate and make known to the contracting officers an EEO Officer who will have the responsibility for and must be capable of effectively administering and promoting an active EEO program and who must be assigned adequate authority and responsibility to do so.

3. Dissemination of Policy: All members of the contractor's staff who are authorized to hire, supervise, promote, and discharge employees, or who recommend such action, or who are substantially involved in such action, will be made fully cognizant of, and will implement, the contractor's EEO policy and contractual responsibilities to provide EEO in each grade and classification of employment. To ensure that the above agreement will be met, the following actions will be taken as a minimum:

a. Periodic meetings of supervisory and personnel office employees will be conducted before the start of work and then not less often than once every six months, at which time the contractor's EEO policy and its implementation will be reviewed and explained. The meetings will be conducted by the EEO Officer.

b. All new supervisory or personnel office employees will be given a thorough indoctrination by the EEO Officer, covering all major aspects of the contractor's EEO obligations within thirty days following their reporting for duty with the contractor.

c. All personnel who are engaged in direct recruitment for the project will be instructed by the EEO Officer in the contractor's procedures for locating and hiring minorities and women.

d. Notices and posters setting forth the contractor's EEO policy will be placed in areas readily accessible to employees, applicants for employment and potential employees.

e. The contractor's EEO policy and the procedures to implement such policy will be brought to the attention of employees by means of meetings, employee handbooks, or other appropriate means.

4. Recruitment: When advertising for employees, the contractor will include in all advertisements for employees the notation: "An Equal Opportunity Employer." All such advertisements will be placed in publications having a large circulation among minorities and women in the area from which the project work force would normally be derived.

a. The contractor will, unless precluded by a valid bargaining agreement, conduct systematic and direct recruitment through public and private employee referral sources likely to yield qualified minorities and women. To meet this requirement, the contractor will identify sources of potential minority group employees, and establish with such identified sources procedures whereby minority and women applicants may be referred to the contractor for employment consideration.

b. In the event the contractor has a valid bargaining agreement providing for exclusive hiring hall referrals, the contractor is expected to observe the provisions of that agreement to the extent that the system meets the contractor's compliance with EEO contract provisions. Where implementation of such an agreement has the effect of discriminating against minorities or women, or obligates the contractor to do the same, such implementation violates Federal nondiscrimination provisions.

c. The contractor will encourage its present employees to refer minorities and women as applicants for employment. Information and procedures with regard to referring such applicants will be discussed with employees.

5. Personnel Actions: Wages, working conditions, and employee benefits shall be established and administered, and personnel actions of every type, including hiring, upgrading, promotion, transfer, demotion, layoff, and termination, shall be taken without regard to race, color, religion, sex, national origin, age or disability. The following procedures shall be followed:

a. The contractor will conduct periodic inspections of project sites to insure that working conditions and employee facilities do not indicate discriminatory treatment of project site personnel.

b. The contractor will periodically evaluate the spread of wages paid within each classification to determine any evidence of discriminatory wage practices.

c. The contractor will periodically review selected personnel actions in depth to determine whether there is evidence of discrimination. Where evidence is found, the contractor will promptly take corrective action. If

the review indicates that the discrimination may extend beyond the actions reviewed, such corrective action shall include all affected persons.

d. The contractor will promptly investigate all complaints of alleged discrimination made to the contractor in connection with its obligations under this contract, will attempt to resolve such complaints, and will take appropriate corrective action within a reasonable time. If the investigation indicates that the discrimination may affect persons other than the complainant, such corrective action shall include such other persons. Upon completion of each investigation, the contractor will inform every complainant of all of their avenues of appeal.

6. Training and Promotion:

a. The contractor will assist in locating, qualifying, and increasing the skills of minorities and women who are applicants for employment or current employees. Such efforts should be aimed at developing full journey level status employees in the type of trade or job classification involved.

b. Consistent with the contractor's work force requirements and as permissible under Federal and State regulations, the contractor shall make full use of training programs, i.e., apprenticeship, and on-the-job training programs for the geographical area of contract performance. In the event a special provision for training is provided under this contract, this subparagraph will be superseded as indicated in the special provision. The contracting agency may reserve training positions for persons who receive welfare assistance in accordance with 23 U.S.C. 140(a).

c. The contractor will advise employees and applicants for employment of available training programs and entrance requirements for each.

d. The contractor will periodically review the training and promotion potential of employees who are minorities and women and will encourage eligible employees to apply for such training and promotion.

7. Unions: If the contractor relies in whole or in part upon unions as a source of employees, the contractor will use good faith efforts to obtain the cooperation of such unions to increase opportunities for minorities and women. Actions by the contractor, either directly or through a contractor's association acting as agent, will include the procedures set forth below:

a. The contractor will use good faith efforts to develop, in cooperation with the unions, joint training programs aimed toward qualifying more minorities and women for membership in the unions and increasing the skills of minorities and women so that they may qualify for higher paying employment.

b. The contractor will use good faith efforts to incorporate an EEO clause into each union agreement to the end that such union will be contractually bound to refer applicants without regard to their race, color, religion, sex, national origin, age or disability.

c. The contractor is to obtain information as to the referral practices and policies of the labor union except that to the extent such information is within the exclusive possession of the labor union and such labor union refuses to furnish such information to the contractor, the contractor shall so certify to the contracting agency and shall set forth what efforts have been made to obtain such information.

d. In the event the union is unable to provide the contractor with a reasonable flow of referrals within the time limit set forth in the collective bargaining agreement, the contractor will, through independent recruitment efforts, fill the employment vacancies without regard to race, color, religion, sex, national origin, age or disability; making full efforts to obtain qualified and/or qualifiable minorities and women. The failure of a union to provide sufficient referrals (even though it is obligated to provide exclusive referrals under the terms of a collective bargaining agreement) does not relieve the contractor from the requirements of this paragraph. In the event the union referral practice prevents the contractor from meeting the obligations pursuant to Executive Order 11246, as amended, and these special provisions, such contractor shall immediately notify the contracting agency.

8. Reasonable Accommodation for Applicants / Employees with Disabilities: The contractor must be familiar with the requirements for and comply with the Americans with Disabilities Act and all rules and regulations established there under. Employers must provide reasonable accommodation in all employment activities unless to do so would cause an undue hardship.

9. Selection of Subcontractors, Procurement of Materials and Leasing of Equipment: The contractor shall not discriminate on the grounds of race, color, religion, sex, national origin, age or disability in the selection and retention of subcontractors, including procurement of materials and leases of equipment. The contractor shall take all necessary and reasonable steps to ensure nondiscrimination in the administration of this contract.

a. The contractor shall notify all potential subcontractors and suppliers and lessors of their EEO obligations under this contract.

b. The contractor will use good faith efforts to ensure subcontractor compliance with their EEO obligations.

10. Assurance Required by 49 CFR 26.13(b):

a. The requirements of 49 CFR Part 26 and the State DOT's U.S. DOT-approved DBE program are incorporated by reference.

b. The contractor or subcontractor shall not discriminate on the basis of race, color, national origin, or sex in the performance of this contract. The contractor shall carry out applicable requirements of 49 CFR Part 26 in the award and administration of DOT-assisted contracts. Failure by the contractor to carry out these requirements is a material breach of this contract, which may result in the termination of this contract or such other remedy as the contracting agency deems appropriate.

11. Records and Reports: The contractor shall keep such records as necessary to document compliance with the EEO requirements. Such records shall be retained for a period of three years following the date of the final payment to the contractor for all contract work and shall be available at reasonable times and places for inspection by authorized representatives of the contracting agency and the FHWA.

a. The records kept by the contractor shall document the following:

(1) The number and work hours of minority and non-minority group members and women employed in each work classification on the project;

(2) The progress and efforts being made in cooperation with unions, when applicable, to increase employment opportunities for minorities and women; and

(3) The progress and efforts being made in locating, hiring, training, qualifying, and upgrading minorities and women;

b. The contractors and subcontractors will submit an annual report to the contracting agency each July for the duration of the project, indicating the number of minority, women, and non-minority group employees currently engaged in each work classification required by the contract work. This information is to be reported on [Form FHWA-1391](#). The staffing data should represent the project work force on board in all or any part of the last payroll period preceding the end of July. If on-the-job training is being required by special provision, the contractor will be required to collect and report training data. The employment data should reflect the work force on board during all or any part of the last payroll period preceding the end of July.

III. NONSEGREGATED FACILITIES

This provision is applicable to all Federal-aid construction contracts and to all related construction subcontracts of \$10,000 or more.

The contractor must ensure that facilities provided for employees are provided in such a manner that segregation on the basis of race, color,

religion, sex, or national origin cannot result. The contractor may neither require such segregated use by written or oral policies nor tolerate such use by employee custom. The contractor's obligation extends further to ensure that its employees are not assigned to perform their services at any location, under the contractor's control, where the facilities are segregated. The term "facilities" includes waiting rooms, work areas, restaurants and other eating areas, time clocks, restrooms, washrooms, locker rooms, and other storage or dressing areas, parking lots, drinking fountains, recreation or entertainment areas, transportation, and housing provided for employees. The contractor shall provide separate or single-user restrooms and necessary dressing or sleeping areas to assure privacy between sexes.

IV. Davis-Bacon and Related Act Provisions

This section is applicable to all Federal-aid construction projects exceeding \$2,000 and to all related subcontracts and lower-tier subcontracts (regardless of subcontract size). The requirements apply to all projects located within the right-of-way of a roadway that is functionally classified as Federal-aid highway. This excludes roadways functionally classified as local roads or rural minor collectors, which are exempt. Contracting agencies may elect to apply these requirements to other projects.

The following provisions are from the U.S. Department of Labor regulations in 29 CFR 5.5 "Contract provisions and related matters" with minor revisions to conform to the FHWA-1273 format and FHWA program requirements.

1. Minimum wages

a. All laborers and mechanics employed or working upon the site of the work, will be paid unconditionally and not less often than once a week, and without subsequent deduction or rebate on any account (except such payroll deductions as are permitted by regulations issued by the Secretary of Labor under the Copeland Act (29 CFR part 3)), the full amount of wages and bona fide fringe benefits (or cash equivalents thereof) due at time of payment computed at rates not less than those contained in the wage determination of the Secretary of Labor which is attached hereto and made a part hereof, regardless of any contractual relationship which may be alleged to exist between the contractor and such laborers and mechanics.

Contributions made or costs reasonably anticipated for bona fide fringe benefits under section 1(b)(2) of the Davis-Bacon Act on behalf of laborers or mechanics are considered wages paid to such laborers or mechanics, subject to the provisions of paragraph 1.d. of this section; also, regular contributions made or costs incurred for more than a weekly period (but not less often than quarterly) under plans, funds, or programs which cover the particular weekly period, are deemed to be constructively made or incurred during such weekly period. Such laborers and mechanics shall be paid the appropriate wage rate and fringe benefits on the wage determination for the classification of work actually performed, without regard to skill, except as provided in 29 CFR 5.5(a)(4). Laborers or mechanics performing work in more than one classification may be compensated at the rate specified for each classification for the time actually worked therein: Provided, That the employer's payroll records accurately set forth the time spent in each classification in which work is performed. The wage determination (including any additional classification and wage rates conformed under paragraph 1.b. of this section) and the Davis-Bacon poster (WH-1321) shall be posted at all times by the contractor and its subcontractors at the site of the work in a prominent and accessible place where it can be easily seen by the workers.

b.(1) The contracting officer shall require that any class of laborers or mechanics, including helpers, which is not listed in the wage determination and which is to be employed under the contract shall be classified in conformance with the wage determination. The contracting officer shall approve an additional classification and wage rate and fringe benefits therefore only when the following criteria have been met:

(i) The work to be performed by the classification requested is not performed by a classification in the wage determination; and

(ii) The classification is utilized in the area by the construction industry; and

(iii) The proposed wage rate, including any bona fide fringe benefits, bears a reasonable relationship to the wage rates contained in the wage determination.

(2) If the contractor and the laborers and mechanics to be employed in the classification (if known), or their representatives, and the contracting officer agree on the classification and wage rate (including the amount designated for fringe benefits where appropriate), a report of the action taken shall be sent by the contracting officer to the Administrator of the Wage and Hour Division, Employment Standards Administration, U.S. Department of Labor, Washington, DC 20210. The Administrator, or an authorized representative, will approve, modify, or disapprove every additional classification action within 30 days of receipt and so advise the contracting officer or will notify the contracting officer within the 30-day period that additional time is necessary.

(3) In the event the contractor, the laborers or mechanics to be employed in the classification or their representatives, and the contracting officer do not agree on the proposed classification and wage rate (including the amount designated for fringe benefits, where appropriate), the contracting officer shall refer the questions, including the views of all interested parties and the recommendation of the contracting officer, to the Wage and Hour Administrator for determination. The Wage and Hour Administrator, or an authorized representative, will issue a determination within 30 days of receipt and so advise the contracting officer or will notify the contracting officer within the 30-day period that additional time is necessary.

(4) The wage rate (including fringe benefits where appropriate) determined pursuant to paragraphs 1.b.(2) or 1.b.(3) of this section, shall be paid to all workers performing work in the classification under this contract from the first day on which work is performed in the classification.

c. Whenever the minimum wage rate prescribed in the contract for a class of laborers or mechanics includes a fringe benefit which is not expressed as an hourly rate, the contractor shall either pay the benefit as stated in the wage determination or shall pay another bona fide fringe benefit or an hourly cash equivalent thereof.

d. If the contractor does not make payments to a trustee or other third person, the contractor may consider as part of the wages of any laborer or mechanic the amount of any costs reasonably anticipated in providing bona fide fringe benefits under a plan or program, Provided, That the Secretary of Labor has found, upon the written request of the contractor, that the applicable standards of the Davis-Bacon Act have been met. The Secretary of Labor may require the contractor to set aside in a separate account assets for the meeting of obligations under the plan or program.

2. Withholding

The contracting agency shall upon its own action or upon written request of an authorized representative of the Department of Labor, withhold or cause to be withheld from the contractor under this contract, or any other Federal contract with the same prime contractor, or any other federally-assisted contract subject to Davis-Bacon prevailing wage requirements, which is held by the same prime contractor, so much of the accrued payments or advances as may be considered necessary to pay laborers and mechanics, including apprentices, trainees, and helpers, employed by the contractor or any subcontractor the full amount of wages required by the contract. In the event of failure to pay any laborer or mechanic, including any apprentice, trainee, or helper, employed or working on the site of the work, all or part of the wages required by the contract, the contracting agency may, after written notice to the contractor, take such

action as may be necessary to cause the suspension of any further payment, advance, or guarantee of funds until such violations have ceased.

3. Payrolls and basic records

a. Payrolls and basic records relating thereto shall be maintained by the contractor during the course of the work and preserved for a period of three years thereafter for all laborers and mechanics working at the site of the work. Such records shall contain the name, address, and social security number of each such worker, his or her correct classification, hourly rates of wages paid (including rates of contributions or costs anticipated for bona fide fringe benefits or cash equivalents thereof of the types described in section 1(b)(2)(B) of the Davis-Bacon Act), daily and weekly number of hours worked, deductions made and actual wages paid. Whenever the Secretary of Labor has found under 29 CFR 5.5(a)(1)(iv) that the wages of any laborer or mechanic include the amount of any costs reasonably anticipated in providing benefits under a plan or program described in section 1(b)(2)(B) of the Davis-Bacon Act, the contractor shall maintain records which show that the commitment to provide such benefits is enforceable, that the plan or program is financially responsible, and that the plan or program has been communicated in writing to the laborers or mechanics affected, and records which show the costs anticipated or the actual cost incurred in providing such benefits. Contractors employing apprentices or trainees under approved programs shall maintain written evidence of the registration of apprenticeship programs and certification of trainee programs, the registration of the apprentices and trainees, and the ratios and wage rates prescribed in the applicable programs.

b. (1) The contractor shall submit weekly for each week in which any contract work is performed a copy of all payrolls to the contracting agency. The payrolls submitted shall set out accurately and completely all of the information required to be maintained under 29 CFR 5.5(a)(3)(i), except that full social security numbers and home addresses shall not be included on weekly transmittals. Instead the payrolls shall only need to include an individually identifying number for each employee (e.g. , the last four digits of the employee's social security number). The required weekly payroll information may be submitted in any form desired. Optional Form WH-347 is available for this purpose from the Wage and Hour Division Web site at <http://www.dol.gov/esa/whd/forms/wh347instr.htm> or its successor site. The prime contractor is responsible for the submission of copies of payrolls by all subcontractors. Contractors and subcontractors shall maintain the full social security number and current address of each covered worker, and shall provide them upon request to the contracting agency for transmission to the State DOT, the FHWA or the Wage and Hour Division of the Department of Labor for purposes of an investigation or audit of compliance with prevailing wage requirements. It is not a violation of this section for a prime contractor to require a subcontractor to provide addresses and social security numbers to the prime contractor for its own records, without weekly submission to the contracting agency..

(2) Each payroll submitted shall be accompanied by a "Statement of Compliance," signed by the contractor or subcontractor or his or her agent who pays or supervises the payment of the persons employed under the contract and shall certify the following:

(i) That the payroll for the payroll period contains the information required to be provided under §5.5 (a)(3)(ii) of Regulations, 29 CFR part 5, the appropriate information is being maintained under §5.5 (a)(3)(i) of Regulations, 29 CFR part 5, and that such information is correct and complete;

(ii) That each laborer or mechanic (including each helper, apprentice, and trainee) employed on the contract during the payroll period has been paid the full weekly wages earned, without rebate, either directly or indirectly, and that no deductions have been made either directly or indirectly from the full wages earned, other than permissible deductions as set forth in Regulations, 29 CFR part 3;

(iii) That each laborer or mechanic has been paid not less than the applicable wage rates and fringe benefits or cash equivalents for the classification of work performed, as specified in the applicable wage determination incorporated into the contract.

(3) The weekly submission of a properly executed certification set forth on the reverse side of Optional Form WH-347 shall satisfy the requirement for submission of the "Statement of Compliance" required by paragraph 3.b.(2) of this section.

(4) The falsification of any of the above certifications may subject the contractor or subcontractor to civil or criminal prosecution under section 1001 of title 18 and section 231 of title 31 of the United States Code.

c. The contractor or subcontractor shall make the records required under paragraph 3.a. of this section available for inspection, copying, or transcription by authorized representatives of the contracting agency, the State DOT, the FHWA, or the Department of Labor, and shall permit such representatives to interview employees during working hours on the job. If the contractor or subcontractor fails to submit the required records or to make them available, the FHWA may, after written notice to the contractor, the contracting agency or the State DOT, take such action as may be necessary to cause the suspension of any further payment, advance, or guarantee of funds. Furthermore, failure to submit the required records upon request or to make such records available may be grounds for debarment action pursuant to 29 CFR 5.12.

4. Apprentices and trainees

a. Apprentices (programs of the USDOL).

Apprentices will be permitted to work at less than the predetermined rate for the work they performed when they are employed pursuant to and individually registered in a bona fide apprenticeship program registered with the U.S. Department of Labor, Employment and Training Administration, Office of Apprenticeship Training, Employer and Labor Services, or with a State Apprenticeship Agency recognized by the Office, or if a person is employed in his or her first 90 days of probationary employment as an apprentice in such an apprenticeship program, who is not individually registered in the program, but who has been certified by the Office of Apprenticeship Training, Employer and Labor Services or a State Apprenticeship Agency (where appropriate) to be eligible for probationary employment as an apprentice.

The allowable ratio of apprentices to journeymen on the job site in any craft classification shall not be greater than the ratio permitted to the contractor as to the entire work force under the registered program. Any worker listed on a payroll at an apprentice wage rate, who is not registered or otherwise employed as stated above, shall be paid not less than the applicable wage rate on the wage determination for the classification of work actually performed. In addition, any apprentice performing work on the job site in excess of the ratio permitted under the registered program shall be paid not less than the applicable wage rate on the wage determination for the work actually performed. Where a contractor is performing construction on a project in a locality other than that in which its program is registered, the ratios and wage rates (expressed in percentages of the journeyman's hourly rate) specified in the contractor's or subcontractor's registered program shall be observed.

Every apprentice must be paid at not less than the rate specified in the registered program for the apprentice's level of progress, expressed as a percentage of the journeymen hourly rate specified in the applicable wage determination. Apprentices shall be paid fringe benefits in accordance with the provisions of the apprenticeship program. If the apprenticeship program does not specify fringe benefits, apprentices must be paid the full amount of fringe benefits listed on the wage determination for the applicable classification. If the Administrator determines that a different practice prevails for the applicable apprentice classification, fringes shall be paid in accordance with that determination.

In the event the Office of Apprenticeship Training, Employer and Labor Services, or a State Apprenticeship Agency recognized by the Office, withdraws approval of an apprenticeship program, the contractor will no longer be permitted to utilize apprentices at less than the applicable predetermined rate for the work performed until an acceptable program is approved.

b. Trainees (programs of the USDOL).

Except as provided in 29 CFR 5.16, trainees will not be permitted to work at less than the predetermined rate for the work performed unless they are employed pursuant to and individually registered in a program which has received prior approval, evidenced by formal certification by the U.S. Department of Labor, Employment and Training Administration.

The ratio of trainees to journeymen on the job site shall not be greater than permitted under the plan approved by the Employment and Training Administration.

Every trainee must be paid at not less than the rate specified in the approved program for the trainee's level of progress, expressed as a percentage of the journeyman hourly rate specified in the applicable wage determination. Trainees shall be paid fringe benefits in accordance with the provisions of the trainee program. If the trainee program does not mention fringe benefits, trainees shall be paid the full amount of fringe benefits listed on the wage determination unless the Administrator of the Wage and Hour Division determines that there is an apprenticeship program associated with the corresponding journeyman wage rate on the wage determination which provides for less than full fringe benefits for apprentices. Any employee listed on the payroll at a trainee rate who is not registered and participating in a training plan approved by the Employment and Training Administration shall be paid not less than the applicable wage rate on the wage determination for the classification of work actually performed. In addition, any trainee performing work on the job site in excess of the ratio permitted under the registered program shall be paid not less than the applicable wage rate on the wage determination for the work actually performed.

In the event the Employment and Training Administration withdraws approval of a training program, the contractor will no longer be permitted to utilize trainees at less than the applicable predetermined rate for the work performed until an acceptable program is approved.

c. Equal employment opportunity. The utilization of apprentices, trainees and journeymen under this part shall be in conformity with the equal employment opportunity requirements of Executive Order 11246, as amended, and 29 CFR part 30.

d. Apprentices and Trainees (programs of the U.S. DOT).

Apprentices and trainees working under apprenticeship and skill training programs which have been certified by the Secretary of Transportation as promoting EEO in connection with Federal-aid highway construction programs are not subject to the requirements of paragraph 4 of this Section IV. The straight time hourly wage rates for apprentices and trainees under such programs will be established by the particular programs. The ratio of apprentices and trainees to journeymen shall not be greater than permitted by the terms of the particular program.

5. Compliance with Copeland Act requirements. The contractor shall comply with the requirements of 29 CFR part 3, which are incorporated by reference in this contract.

6. Subcontracts. The contractor or subcontractor shall insert Form FHWA-1273 in any subcontracts and also require the subcontractors to include Form FHWA-1273 in any lower tier subcontracts. The prime contractor shall be responsible for the compliance by any subcontractor or lower tier subcontractor with all the contract clauses in 29 CFR 5.5.

7. Contract termination: debarment. A breach of the contract clauses in 29 CFR 5.5 may be grounds for termination of the contract, and for

debarment as a contractor and a subcontractor as provided in 29 CFR 5.12.

8. Compliance with Davis-Bacon and Related Act requirements. All rulings and interpretations of the Davis-Bacon and Related Acts contained in 29 CFR parts 1, 3, and 5 are herein incorporated by reference in this contract.

9. Disputes concerning labor standards. Disputes arising out of the labor standards provisions of this contract shall not be subject to the general disputes clause of this contract. Such disputes shall be resolved in accordance with the procedures of the Department of Labor set forth in 29 CFR parts 5, 6, and 7. Disputes within the meaning of this clause include disputes between the contractor (or any of its subcontractors) and the contracting agency, the U.S. Department of Labor, or the employees or their representatives.

10. Certification of eligibility.

a. By entering into this contract, the contractor certifies that neither it (nor he or she) nor any person or firm who has an interest in the contractor's firm is a person or firm ineligible to be awarded Government contracts by virtue of section 3(a) of the Davis-Bacon Act or 29 CFR 5.12(a)(1).

b. No part of this contract shall be subcontracted to any person or firm ineligible for award of a Government contract by virtue of section 3(a) of the Davis-Bacon Act or 29 CFR 5.12(a)(1).

c. The penalty for making false statements is prescribed in the U.S. Criminal Code, 18 U.S.C. 1001.

V. CONTRACT WORK HOURS AND SAFETY STANDARDS ACT

The following clauses apply to any Federal-aid construction contract in an amount in excess of \$100,000 and subject to the overtime provisions of the Contract Work Hours and Safety Standards Act. These clauses shall be inserted in addition to the clauses required by 29 CFR 5.5(a) or 29 CFR 4.6. As used in this paragraph, the terms laborers and mechanics include watchmen and guards.

1. Overtime requirements. No contractor or subcontractor contracting for any part of the contract work which may require or involve the employment of laborers or mechanics shall require or permit any such laborer or mechanic in any workweek in which he or she is employed on such work to work in excess of forty hours in such workweek unless such laborer or mechanic receives compensation at a rate not less than one and one-half times the basic rate of pay for all hours worked in excess of forty hours in such workweek.

2. Violation; liability for unpaid wages; liquidated damages. In the event of any violation of the clause set forth in paragraph (1.) of this section, the contractor and any subcontractor responsible therefor shall be liable for the unpaid wages. In addition, such contractor and subcontractor shall be liable to the United States (in the case of work done under contract for the District of Columbia or a territory, to such District or to such territory), for liquidated damages. Such liquidated damages shall be computed with respect to each individual laborer or mechanic, including watchmen and guards, employed in violation of the clause set forth in paragraph (1.) of this section, in the sum of \$10 for each calendar day on which such individual was required or permitted to work in excess of the standard workweek of forty hours without payment of the overtime wages required by the clause set forth in paragraph (1.) of this section.

3. Withholding for unpaid wages and liquidated damages. The FHWA or the contacting agency shall upon its own action or upon written request of an authorized representative of the Department of Labor withhold or cause to be withheld, from any moneys payable on account of work performed by the contractor or subcontractor under any such

contract or any other Federal contract with the same prime contractor, or any other federally-assisted contract subject to the Contract Work Hours and Safety Standards Act, which is held by the same prime contractor, such sums as may be determined to be necessary to satisfy any liabilities of such contractor or subcontractor for unpaid wages and liquidated damages as provided in the clause set forth in paragraph (2.) of this section.

4. Subcontracts. The contractor or subcontractor shall insert in any subcontracts the clauses set forth in paragraph (1.) through (4.) of this section and also a clause requiring the subcontractors to include these clauses in any lower tier subcontracts. The prime contractor shall be responsible for compliance by any subcontractor or lower tier subcontractor with the clauses set forth in paragraphs (1.) through (4.) of this section.

VI. SUBLETTING OR ASSIGNING THE CONTRACT

This provision is applicable to all Federal-aid construction contracts on the National Highway System.

1. The contractor shall perform with its own organization contract work amounting to not less than 30 percent (or a greater percentage if specified elsewhere in the contract) of the total original contract price, excluding any specialty items designated by the contracting agency. Specialty items may be performed by subcontract and the amount of any such specialty items performed may be deducted from the total original contract price before computing the amount of work required to be performed by the contractor's own organization (23 CFR 635.116).

a. The term "perform work with its own organization" refers to workers employed or leased by the prime contractor, and equipment owned or rented by the prime contractor, with or without operators. Such term does not include employees or equipment of a subcontractor or lower tier subcontractor, agents of the prime contractor, or any other assignees. The term may include payments for the costs of hiring leased employees from an employee leasing firm meeting all relevant Federal and State regulatory requirements. Leased employees may only be included in this term if the prime contractor meets all of the following conditions:

(1) the prime contractor maintains control over the supervision of the day-to-day activities of the leased employees;

(2) the prime contractor remains responsible for the quality of the work of the leased employees;

(3) the prime contractor retains all power to accept or exclude individual employees from work on the project; and

(4) the prime contractor remains ultimately responsible for the payment of predetermined minimum wages, the submission of payrolls, statements of compliance and all other Federal regulatory requirements.

b. "Specialty Items" shall be construed to be limited to work that requires highly specialized knowledge, abilities, or equipment not ordinarily available in the type of contracting organizations qualified and expected to bid or propose on the contract as a whole and in general are to be limited to minor components of the overall contract.

2. The contract amount upon which the requirements set forth in paragraph (1) of Section VI is computed includes the cost of material and manufactured products which are to be purchased or produced by the contractor under the contract provisions.

3. The contractor shall furnish (a) a competent superintendent or supervisor who is employed by the firm, has full authority to direct performance of the work in accordance with the contract requirements, and is in charge of all construction operations (regardless of who performs the work) and (b) such other of its own organizational resources (supervision, management, and engineering services) as the contracting officer determines is necessary to assure the performance of the contract.

4. No portion of the contract shall be sublet, assigned or otherwise disposed of except with the written consent of the contracting officer, or authorized representative, and such consent when given shall not be construed to relieve the contractor of any responsibility for the fulfillment of the contract. Written consent will be given only after the contracting agency has assured that each subcontract is evidenced in writing and that it contains all pertinent provisions and requirements of the prime contract.

5. The 30% self-performance requirement of paragraph (1) is not applicable to design-build contracts; however, contracting agencies may establish their own self-performance requirements.

VII. SAFETY: ACCIDENT PREVENTION

This provision is applicable to all Federal-aid construction contracts and to all related subcontracts.

1. In the performance of this contract the contractor shall comply with all applicable Federal, State, and local laws governing safety, health, and sanitation (23 CFR 635). The contractor shall provide all safeguards, safety devices and protective equipment and take any other needed actions as it determines, or as the contracting officer may determine, to be reasonably necessary to protect the life and health of employees on the job and the safety of the public and to protect property in connection with the performance of the work covered by the contract.

2. It is a condition of this contract, and shall be made a condition of each subcontract, which the contractor enters into pursuant to this contract, that the contractor and any subcontractor shall not permit any employee, in performance of the contract, to work in surroundings or under conditions which are unsanitary, hazardous or dangerous to his/her health or safety, as determined under construction safety and health standards (29 CFR 1926) promulgated by the Secretary of Labor, in accordance with Section 107 of the Contract Work Hours and Safety Standards Act (40 U.S.C. 3704).

3. Pursuant to 29 CFR 1926.3, it is a condition of this contract that the Secretary of Labor or authorized representative thereof, shall have right of entry to any site of contract performance to inspect or investigate the matter of compliance with the construction safety and health standards and to carry out the duties of the Secretary under Section 107 of the Contract Work Hours and Safety Standards Act (40 U.S.C.3704).

VIII. FALSE STATEMENTS CONCERNING HIGHWAY PROJECTS

This provision is applicable to all Federal-aid construction contracts and to all related subcontracts.

In order to assure high quality and durable construction in conformity with approved plans and specifications and a high degree of reliability on statements and representations made by engineers, contractors, suppliers, and workers on Federal-aid highway projects, it is essential that all persons concerned with the project perform their functions as carefully, thoroughly, and honestly as possible. Willful falsification, distortion, or misrepresentation with respect to any facts related to the project is a violation of Federal law. To prevent any misunderstanding regarding the seriousness of these and similar acts, Form FHWA-1022 shall be posted on each Federal-aid highway project (23 CFR 635) in one or more places where it is readily available to all persons concerned with the project:

18 U.S.C. 1020 reads as follows:

"Whoever, being an officer, agent, or employee of the United States, or of any State or Territory, or whoever, whether a person, association, firm, or corporation, knowingly makes any false statement, false representation, or false report as to the character, quality, quantity, or cost of the material used or to be used, or the quantity or quality of the work performed or to be performed, or the cost thereof in connection with the submission of plans, maps, specifications, contracts, or costs of construction on any highway or related project submitted for approval to the Secretary of Transportation; or

Whoever knowingly makes any false statement, false representation, false report or false claim with respect to the character, quality, quantity, or cost of any work performed or to be performed, or materials furnished or to be furnished, in connection with the construction of any highway or related project approved by the Secretary of Transportation; or

Whoever knowingly makes any false statement or false representation as to material fact in any statement, certificate, or report submitted pursuant to provisions of the Federal-aid Roads Act approved July 1, 1916, (39 Stat. 355), as amended and supplemented;

Shall be fined under this title or imprisoned not more than 5 years or both."

IX. IMPLEMENTATION OF CLEAN AIR ACT AND FEDERAL WATER POLLUTION CONTROL ACT

This provision is applicable to all Federal-aid construction contracts and to all related subcontracts.

By submission of this bid/proposal or the execution of this contract, or subcontract, as appropriate, the bidder, proposer, Federal-aid construction contractor, or subcontractor, as appropriate, will be deemed to have stipulated as follows:

1. That any person who is or will be utilized in the performance of this contract is not prohibited from receiving an award due to a violation of Section 508 of the Clean Water Act or Section 306 of the Clean Air Act.

2. That the contractor agrees to include or cause to be included the requirements of paragraph (1) of this Section X in every subcontract, and further agrees to take such action as the contracting agency may direct as a means of enforcing such requirements.

X. CERTIFICATION REGARDING DEBARMENT, SUSPENSION, INELIGIBILITY AND VOLUNTARY EXCLUSION

This provision is applicable to all Federal-aid construction contracts, design-build contracts, subcontracts, lower-tier subcontracts, purchase orders, lease agreements, consultant contracts or any other covered transaction requiring FHWA approval or that is estimated to cost \$25,000 or more – as defined in 2 CFR Parts 180 and 1200.

1. Instructions for Certification – First Tier Participants:

a. By signing and submitting this proposal, the prospective first tier participant is providing the certification set out below.

b. The inability of a person to provide the certification set out below will not necessarily result in denial of participation in this covered transaction. The prospective first tier participant shall submit an explanation of why it cannot provide the certification set out below. The certification or explanation will be considered in connection with the department or agency's determination whether to enter into this transaction. However, failure of the prospective first tier participant to furnish a certification or an explanation shall disqualify such a person from participation in this transaction.

c. The certification in this clause is a material representation of fact upon which reliance was placed when the contracting agency determined to enter into this transaction. If it is later determined that the prospective participant knowingly rendered an erroneous certification, in addition to other remedies available to the Federal Government, the contracting agency may terminate this transaction for cause of default.

d. The prospective first tier participant shall provide immediate written notice to the contracting agency to whom this proposal is submitted if any time the prospective first tier participant learns that its certification was erroneous when submitted or has become erroneous by reason of changed circumstances.

e. The terms "covered transaction," "debarred," "suspended," "ineligible," "participant," "person," "principal," and "voluntarily excluded,"

as used in this clause, are defined in 2 CFR Parts 180 and 1200. "First Tier Covered Transactions" refers to any covered transaction between a grantee or subgrantee of Federal funds and a participant (such as the prime or general contract). "Lower Tier Covered Transactions" refers to any covered transaction under a First Tier Covered Transaction (such as subcontracts). "First Tier Participant" refers to the participant who has entered into a covered transaction with a grantee or subgrantee of Federal funds (such as the prime or general contractor). "Lower Tier Participant" refers any participant who has entered into a covered transaction with a First Tier Participant or other Lower Tier Participants (such as subcontractors and suppliers).

f. The prospective first tier participant agrees by submitting this proposal that, should the proposed covered transaction be entered into, it shall not knowingly enter into any lower tier covered transaction with a person who is debarred, suspended, declared ineligible, or voluntarily excluded from participation in this covered transaction, unless authorized by the department or agency entering into this transaction.

g. The prospective first tier participant further agrees by submitting this proposal that it will include the clause titled "Certification Regarding Debarment, Suspension, Ineligibility and Voluntary Exclusion-Lower Tier Covered Transactions," provided by the department or contracting agency, entering into this covered transaction, without modification, in all lower tier covered transactions and in all solicitations for lower tier covered transactions exceeding the \$25,000 threshold.

h. A participant in a covered transaction may rely upon a certification of a prospective participant in a lower tier covered transaction that is not debarred, suspended, ineligible, or voluntarily excluded from the covered transaction, unless it knows that the certification is erroneous. A participant is responsible for ensuring that its principals are not suspended, debarred, or otherwise ineligible to participate in covered transactions. To verify the eligibility of its principals, as well as the eligibility of any lower tier prospective participants, each participant may, but is not required to, check the Excluded Parties List System website (<https://www.epls.gov/>), which is compiled by the General Services Administration.

i. Nothing contained in the foregoing shall be construed to require the establishment of a system of records in order to render in good faith the certification required by this clause. The knowledge and information of the prospective participant is not required to exceed that which is normally possessed by a prudent person in the ordinary course of business dealings.

j. Except for transactions authorized under paragraph (f) of these instructions, if a participant in a covered transaction knowingly enters into a lower tier covered transaction with a person who is suspended, debarred, ineligible, or voluntarily excluded from participation in this transaction, in addition to other remedies available to the Federal Government, the department or agency may terminate this transaction for cause or default.

* * * * *

2. Certification Regarding Debarment, Suspension, Ineligibility and Voluntary Exclusion – First Tier Participants:

a. The prospective first tier participant certifies to the best of its knowledge and belief, that it and its principals:

(1) Are not presently debarred, suspended, proposed for debarment, declared ineligible, or voluntarily excluded from participating in covered transactions by any Federal department or agency;

(2) Have not within a three-year period preceding this proposal been convicted of or had a civil judgment rendered against them for commission of fraud or a criminal offense in connection with obtaining, attempting to obtain, or performing a public (Federal, State or local) transaction or contract under a public transaction; violation of Federal or State antitrust statutes or commission of embezzlement, theft, forgery, bribery, falsification or destruction of records, making false statements, or receiving stolen property;

(3) Are not presently indicted for or otherwise criminally or civilly charged by a governmental entity (Federal, State or local) with

commission of any of the offenses enumerated in paragraph (a)(2) of this certification; and

(4) Have not within a three-year period preceding this application/proposal had one or more public transactions (Federal, State or local) terminated for cause or default.

b. Where the prospective participant is unable to certify to any of the statements in this certification, such prospective participant shall attach an explanation to this proposal.

2. Instructions for Certification - Lower Tier Participants:

(Applicable to all subcontracts, purchase orders and other lower tier transactions requiring prior FHWA approval or estimated to cost \$25,000 or more - 2 CFR Parts 180 and 1200)

a. By signing and submitting this proposal, the prospective lower tier is providing the certification set out below.

b. The certification in this clause is a material representation of fact upon which reliance was placed when this transaction was entered into. If it is later determined that the prospective lower tier participant knowingly rendered an erroneous certification, in addition to other remedies available to the Federal Government, the department, or agency with which this transaction originated may pursue available remedies, including suspension and/or debarment.

c. The prospective lower tier participant shall provide immediate written notice to the person to which this proposal is submitted if at any time the prospective lower tier participant learns that its certification was erroneous by reason of changed circumstances.

d. The terms "covered transaction," "debarred," "suspended," "ineligible," "participant," "person," "principal," and "voluntarily excluded," as used in this clause, are defined in 2 CFR Parts 180 and 1200. You may contact the person to which this proposal is submitted for assistance in obtaining a copy of those regulations. "First Tier Covered Transactions" refers to any covered transaction between a grantee or subgrantee of Federal funds and a participant (such as the prime or general contract). "Lower Tier Covered Transactions" refers to any covered transaction under a First Tier Covered Transaction (such as subcontracts). "First Tier Participant" refers to the participant who has entered into a covered transaction with a grantee or subgrantee of Federal funds (such as the prime or general contractor). "Lower Tier Participant" refers any participant who has entered into a covered transaction with a First Tier Participant or other Lower Tier Participants (such as subcontractors and suppliers).

e. The prospective lower tier participant agrees by submitting this proposal that, should the proposed covered transaction be entered into, it shall not knowingly enter into any lower tier covered transaction with a person who is debarred, suspended, declared ineligible, or voluntarily excluded from participation in this covered transaction, unless authorized by the department or agency with which this transaction originated.

f. The prospective lower tier participant further agrees by submitting this proposal that it will include this clause titled "Certification Regarding Debarment, Suspension, Ineligibility and Voluntary Exclusion-Lower Tier Covered Transaction," without modification, in all lower tier covered transactions and in all solicitations for lower tier covered transactions exceeding the \$25,000 threshold.

g. A participant in a covered transaction may rely upon a certification of a prospective participant in a lower tier covered transaction that is not debarred, suspended, ineligible, or voluntarily excluded from the covered transaction, unless it knows that the certification is erroneous. A participant is responsible for ensuring that its principals are not suspended, debarred, or otherwise ineligible to participate in covered transactions. To verify the eligibility of its principals, as well as the eligibility of any lower tier prospective participants, each participant may, but is not required to, check the Excluded Parties List System website (<https://www.epls.gov/>), which is compiled by the General Services Administration.

h. Nothing contained in the foregoing shall be construed to require establishment of a system of records in order to render in good faith the

certification required by this clause. The knowledge and information of participant is not required to exceed that which is normally possessed by a prudent person in the ordinary course of business dealings.

i. Except for transactions authorized under paragraph e of these instructions, if a participant in a covered transaction knowingly enters into a lower tier covered transaction with a person who is suspended, debarred, ineligible, or voluntarily excluded from participation in this transaction, in addition to other remedies available to the Federal Government, the department or agency with which this transaction originated may pursue available remedies, including suspension and/or debarment.

* * * * *

Certification Regarding Debarment, Suspension, Ineligibility and Voluntary Exclusion--Lower Tier Participants:

1. The prospective lower tier participant certifies, by submission of this proposal, that neither it nor its principals is presently debarred, suspended, proposed for debarment, declared ineligible, or voluntarily excluded from participating in covered transactions by any Federal department or agency.

2. Where the prospective lower tier participant is unable to certify to any of the statements in this certification, such prospective participant shall attach an explanation to this proposal.

* * * * *

XI. CERTIFICATION REGARDING USE OF CONTRACT FUNDS FOR LOBBYING

This provision is applicable to all Federal-aid construction contracts and to all related subcontracts which exceed \$100,000 (49 CFR 20).

1. The prospective participant certifies, by signing and submitting this bid or proposal, to the best of his or her knowledge and belief, that:

a. No Federal appropriated funds have been paid or will be paid, by or on behalf of the undersigned, to any person for influencing or attempting to influence an officer or employee of any Federal agency, a Member of Congress, an officer or employee of Congress, or an employee of a Member of Congress in connection with the awarding of any Federal contract, the making of any Federal grant, the making of any Federal loan, the entering into of any cooperative agreement, and the extension, continuation, renewal, amendment, or modification of any Federal contract, grant, loan, or cooperative agreement.

b. If any funds other than Federal appropriated funds have been paid or will be paid to any person for influencing or attempting to influence an officer or employee of any Federal agency, a Member of Congress, an officer or employee of Congress, or an employee of a Member of Congress in connection with this Federal contract, grant, loan, or cooperative agreement, the undersigned shall complete and submit Standard Form-LLL, "Disclosure Form to Report Lobbying," in accordance with its instructions.

2. This certification is a material representation of fact upon which reliance was placed when this transaction was made or entered into. Submission of this certification is a prerequisite for making or entering into this transaction imposed by 31 U.S.C. 1352. Any person who fails to file the required certification shall be subject to a civil penalty of not less than \$10,000 and not more than \$100,000 for each such failure.

3. The prospective participant also agrees by submitting its bid or proposal that the participant shall require that the language of this certification be included in all lower tier subcontracts, which exceed \$100,000 and that all such recipients shall certify and disclose accordingly.

Contract Provision - Cargo Preference Requirements

In accordance with Title 46 CFR § 381.7 (b), the contractor agrees—

“(1) To utilize privately owned United States-flag commercial vessels to ship at least 50 percent of the gross tonnage (computed separately for dry bulk carriers, dry cargo liners, and tankers) involved, whenever shipping any equipment, material, or commodities pursuant to this contract, to the extent such vessels are available at fair and reasonable rates for United States-flag commercial vessels.

(2) To furnish within 20 days following the date of loading for shipments originating within the United States or within 30 working days following the date of loading for shipments originating outside the United States, a legible copy of a rated, ‘on-board’ commercial ocean bill-of-lading in English for each shipment of cargo described in paragraph (b) (1) of this section to both the Contracting Officer (through the prime contractor in the case of subcontractor bills-of-lading) and to the Division of National Cargo, Office of Market Development, Maritime Administration, Washington, DC 20590.

(3) To insert the substance of the provisions of this clause in all subcontracts issued pursuant to this contract.”

Provisions (1) and (2) apply to materials or equipment that are acquired solely for the project. The two provisions do not apply to goods or materials that come into inventories independent of the project, such as shipments of Portland cement, asphalt cement, or aggregates, when industry suppliers and contractors use these materials to replenish existing inventories.

**MINIMUM WAGES FOR FEDERAL AND FEDERALLY
ASSISTED CONSTRUCTION CONTRACTS**

This project is funded, in part, with Federal-aid funds and, as such, is subject to the provisions of the Davis-Bacon Act of March 3, 1931, as amended (46 Sta. 1494, as amended, 40 U.S.C. 276a) and of other Federal statutes referred to in a 29 CFR Part 1, Appendix A, as well as such additional statutes as may from time to time be enacted containing provisions for the payment of wages determined to be prevailing by the Secretary of Labor in accordance with the Davis-Bacon Act and pursuant to the provisions of 29 CFR Part 1. The prevailing rates and fringe benefits shown in the General Wage Determination Decisions issued by the U.S. Department of Labor shall, in accordance with the provisions of the foregoing statutes, constitute the minimum wages payable on Federal and federally assisted construction projects to laborers and mechanics of the specified classes engaged on contract work of the character and in the localities described therein.

General Wage Determination Decisions, modifications and supersedes decisions thereto are to be used in accordance with the provisions of 29 CFR Parts 1 and 5. Accordingly, the applicable decision, together with any modifications issued, must be made a part of every contract for performance of the described work within the geographic area indicated as required by an applicable DBRA Federal prevailing wage law and 29 CFR Part 5. The wage rates and fringe benefits contained in the General Wage Determination Decision shall be the minimum paid by contractors and subcontractors to laborers and mechanics.