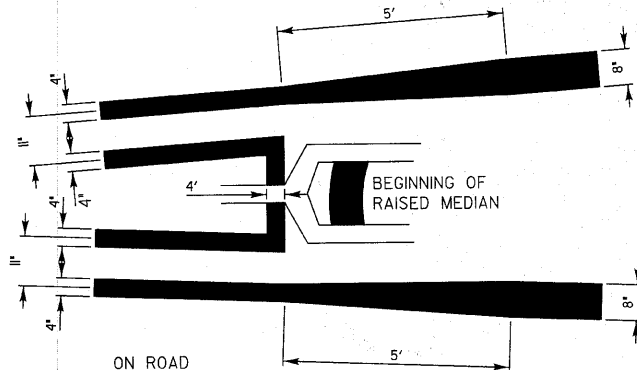
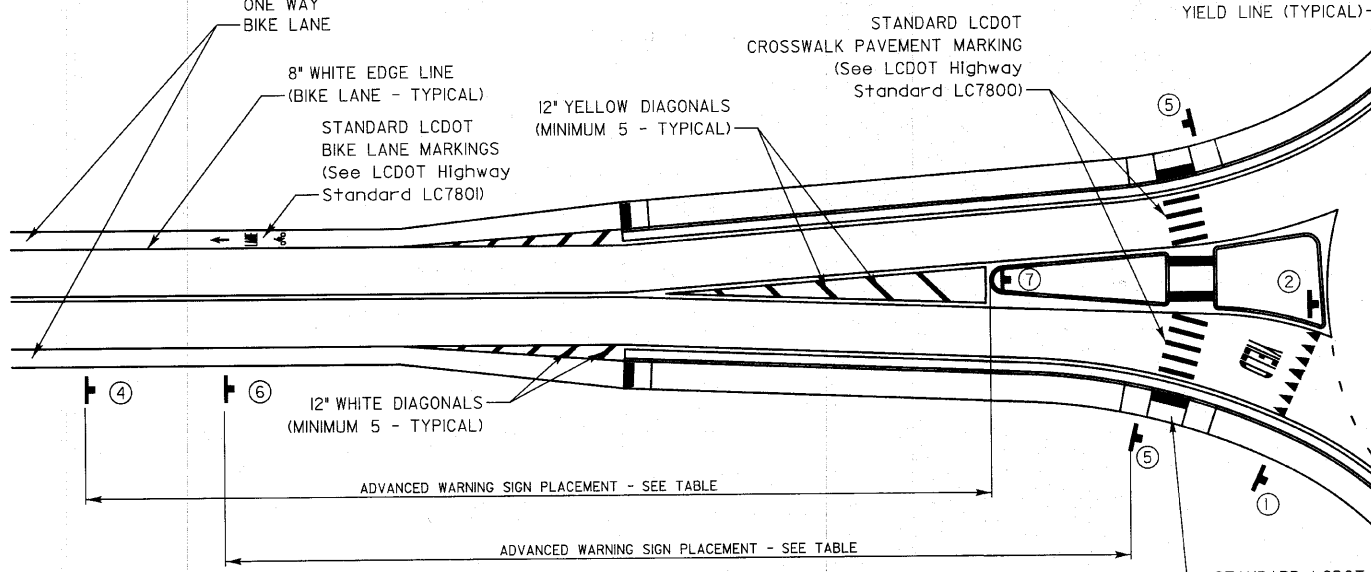


# SPECIAL DETAIL FOR ROUNDABOUTS SIGNING and PAVEMENT MARKINGS



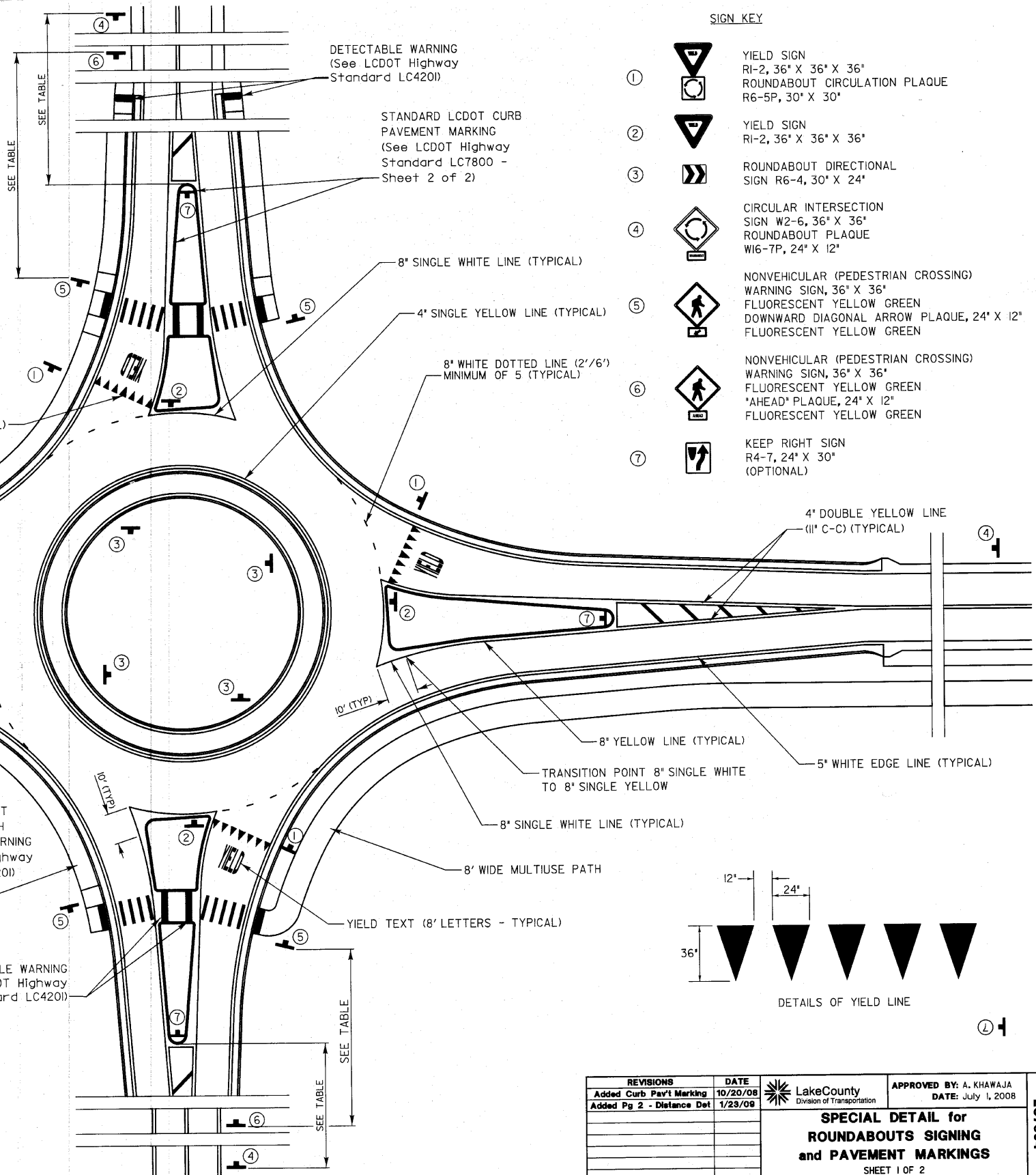
**DETAILS OF 4' LINE TO 8' LINE TRANSITION**  
THE TRANSITION FROM THE 4' YELLOW LINE TO THE 8' YELLOW LINE SHALL START AT THE BEGINNING OF THE RAISED MEDIAN. THE WIDENING OF THE LINE SHALL BE ACCOMPLISHED WITH A SMOOTH TRANSITION AS SHOWN IN THE ABOVE DRAWING.



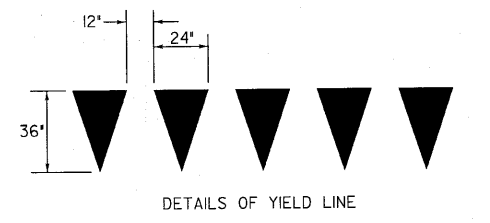
**NOTE:**  
EACH QUADRANT OF THIS STANDARD DEPICTS A DIFFERENT CONDITION. THE INTERSECTION SHOULD NOT BE VIEWED AS A WHOLE.

**ADVANCE WARNING SIGN PLACEMENT**

POSTED SPEED LIMIT	DISTANCE IN ADVANCE OF THE INTERSECTION
20 - 40 MPH	200 FEET
45 - 55 MPH	400 FEET



- SIGN KEY**
- ① YIELD SIGN  
RI-2, 36" X 36"  
ROUNDABOUT CIRCULATION PLAQUE  
R6-5P, 30" X 30"
  - ② YIELD SIGN  
RI-2, 36" X 36" X 36"
  - ③ ROUNDABOUT DIRECTIONAL  
SIGN R6-4, 30" X 24"
  - ④ CIRCULAR INTERSECTION  
SIGN W2-6, 36" X 36"  
ROUNDABOUT PLAQUE  
WI6-7P, 24" X 12"
  - ⑤ NONVEHICULAR (PEDESTRIAN CROSSING)  
WARNING SIGN, 36" X 36"  
FLUORESCENT YELLOW GREEN  
DOWNWARD DIAGONAL ARROW PLAQUE, 24" X 12"  
FLUORESCENT YELLOW GREEN
  - ⑥ NONVEHICULAR (PEDESTRIAN CROSSING)  
WARNING SIGN, 36" X 36"  
FLUORESCENT YELLOW GREEN  
"AHEAD" PLAQUE, 24" X 12"  
FLUORESCENT YELLOW GREEN
  - ⑦ KEEP RIGHT SIGN  
R4-7, 24" X 30"  
(OPTIONAL)



NO.	REVISIONS / REMARKS	DATE	BY	SURVEYOR
	DESCRIPTION			



TYPICAL SECTIONS

REVISIONS	DATE	APPROVED BY	DATE
Added Curb Pav't Marking	10/20/08	A. KHAWAJA	July 1, 2008
Added Pg 2 - Distance Det	1/23/09		

**SPECIAL DETAIL FOR ROUNDABOUTS SIGNING and PAVEMENT MARKINGS**  
SHEET 1 OF 2

ROUTE	SECTION	SECTION NUMBER	SHEET	SHEETS
CH29	76	02-00076-13-CH	111	177