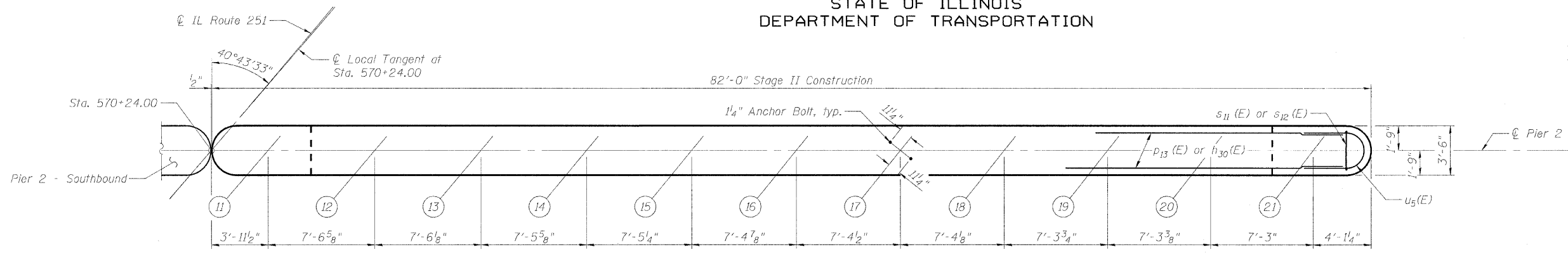
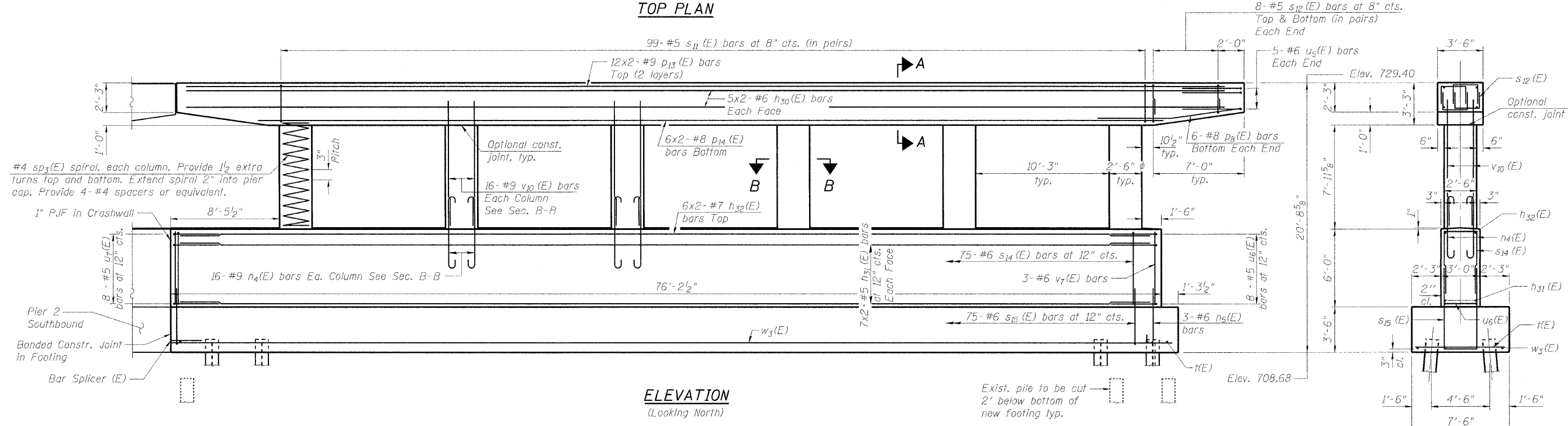


STATE OF ILLINOIS
DEPARTMENT OF TRANSPORTATION

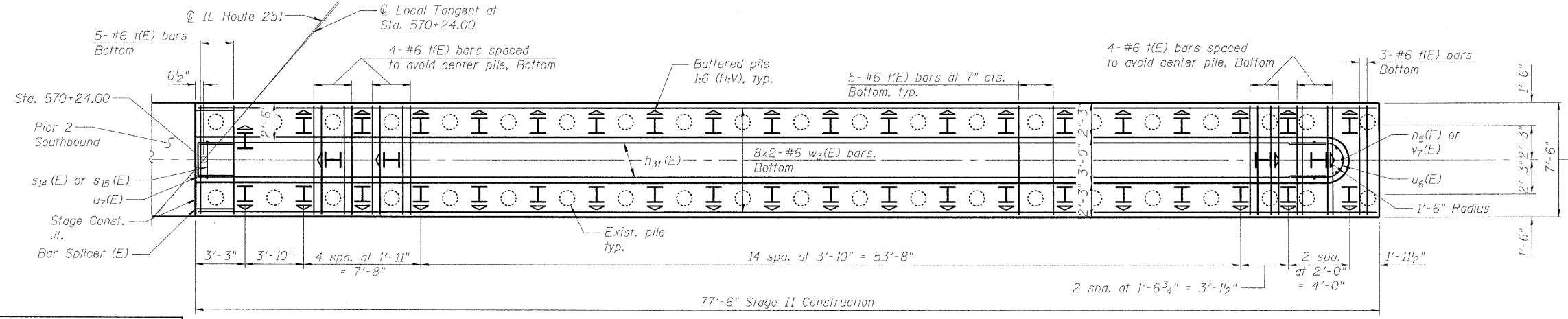


TOP PLAN



ELEVATION
(Looking North)

END VIEW



PILE DATA

FOOTING PLAN

MINIMUM BAR LAPS

Note:
For Section A-A, B-B and Bill of Material, see Sheet 57 of 61.

PIER 2 - NORTHBOUND
STRUCTURE NO. 101-0190

DESIGNED	- JY
CHECKED	- GSP
DRAWN	- MJB
CHECKED	- JY

Type: Steel HP 12x53 with pile shoes
Nominal Required Bearing: 318 kips
Factored Resistance Available: 175 kips
Est. Length: 25 ft
No. Production Piles: 44
No. Test Piles: 0

- (Piers)
- #5 Bar - 3'-3"
 - #6 Bar - 3'-10"
 - #7 Bar - 5'-10"
 - #8 Bar - 6'-9"
 - #9 Bar - 9'-8"

SHEET NO. 54	F.A.* RTE.	SECTION	COUNTY	TOTAL SHEETS	SHEET NO.
	*	1-HBR & 1-2HB-D	WINNEBAGO	216	109
61 SHEETS	ILL RTE 251 & FOREST HILLS RD		CONTRACT NO. 64B79		
FED. ROAD DIST. NO. 7 ILLINOIS FED. AID PROJECT					

* F.A.P. 303 & F.A.U. 5146

Revised 10/25/10 BHS

10/19/2010 11:42:29 AM g:\project\2082773_001\cadd\structural\sheet\1010190-64B79-054-Pier2-NB.dgn

