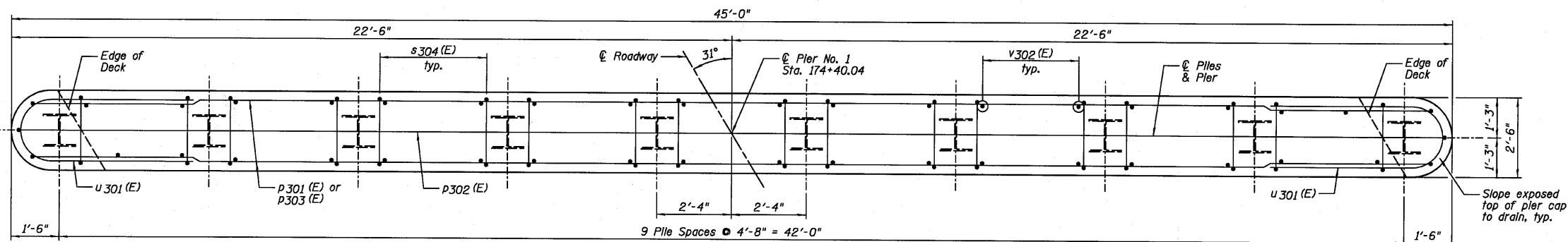
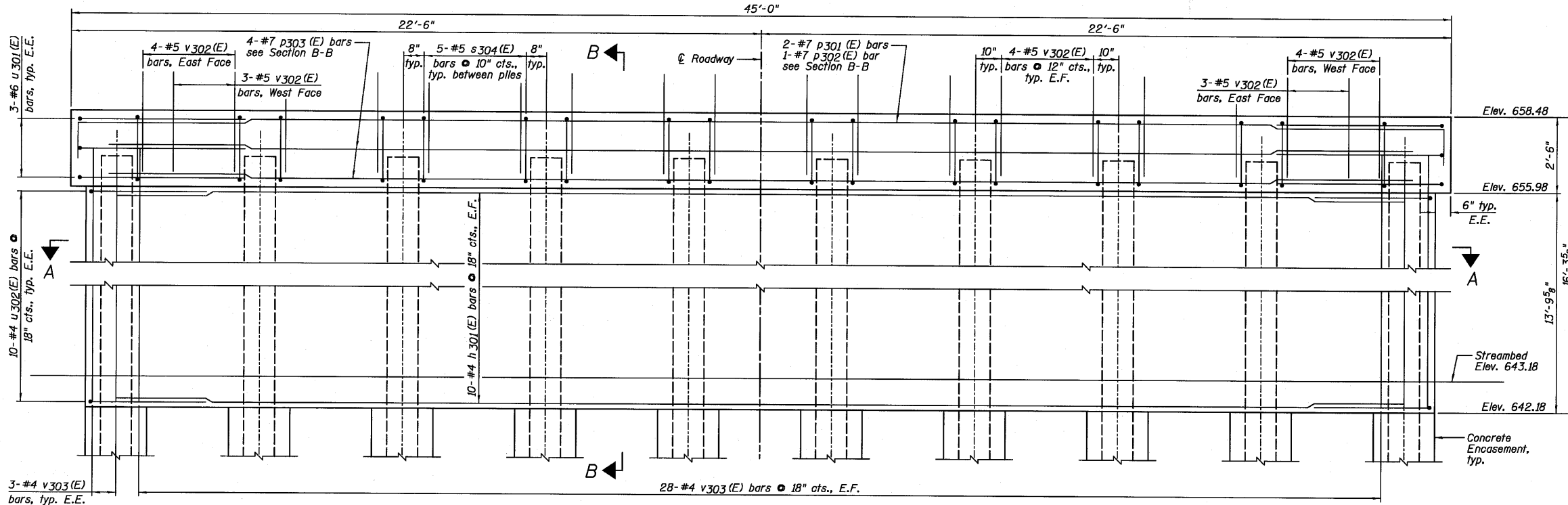


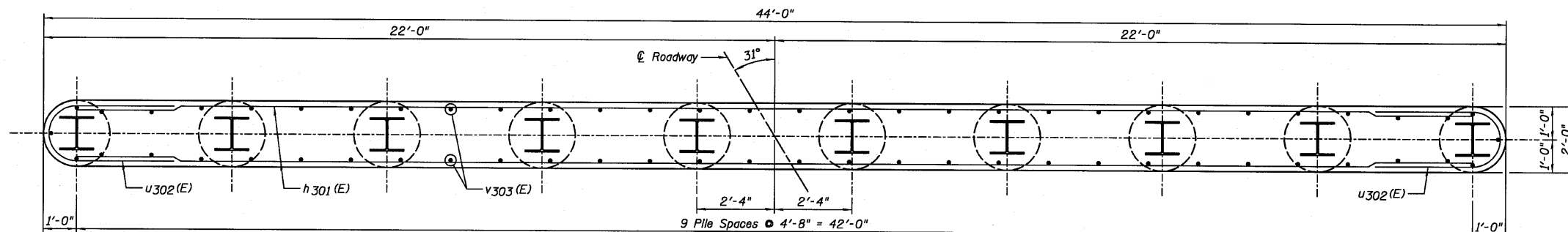
STATE OF ILLINOIS
DEPARTMENT OF TRANSPORTATION



TOP PLAN



ELEVATION
(Looking East)



SECTION A-A

PIER NO. 1
BILL OF MATERIAL

Bar	No.	Size	Length	Shape
h 301 (E)	20	#4	42'-0"	—
p 301 (E)	2	#7	45'-8"	⌈
p 302 (E)	1	#7	46'-10"	⌈
p 303 (E)	4	#7	43'-4"	—
s 304 (E)	45	#4	9'-5"	□
u 301 (E)	6	#6	12'-0"	⌈
u 302 (E)	20	#4	8'-5"	⌈
v 302 (E)	70	#5	3'-3"	—
v 303 (E)	62	#4	14'-11"	—
Item	Unit	Quantity		
Structure Excavation	Cu. Yd.	28		
Concrete Structures	Cu. Yd.	54.8		
Concrete Encasement	Cu. Yd.	3.5		
Reinforcement Bars, Epoxy Coated	Pound	2,560		
Furnishing Steel Piles HP12x63	Foot	324		
Driving Piles	Foot	324		
Test Pile Steel HP12x63	Each	1		
Pile Shoes	Each	10		
Underwater Structure Excavation Protection - Location 3	Each	1		

PILE DATA:

Pile Type and Size	Steel - HP12x63 with Pile Shoes
Nominal Required Bearing	356 kips
Factored Resistance Available	178 kips
Estimated Pile Length	36 Feet
Number of Production Piles	9
Number of Test Piles	1

NOTES:

- 1.) If a portion of the pier wall or concrete encasement is under water, reinforcement may be placed under water into forms. Concrete shall be tremied according to Article 503.08 of the Standard Specifications to an elevation 1'-0" above the water line at the time of construction.
- 2.) E.F. denotes Each Face and E.E. denotes Each End.
- 3.) See Sheet E15 for Section B-B.

PIER NO. 1
STRUCTURE NO. 027-0098

DESIGNED	SDH
CHECKED	JML
DRAWN	JWK/DJM
CHECKED	MSW
DATE	08/04/10

Farnsworth GROUP, INC. 2709 McGraw Drive Bloomington, Illinois 61704 309/663-8435, 309/663-1571 fax	SHEET NO. E13	F.A.P. RTE.	SECTION	COUNTY	TOTAL SHEETS	SHEET NO.
	18 SHEETS	681	*	FORD/IROQUOIS	146	98
		FED. ROAD DIST. NO.		ILLINOIS FED. AID PROJECT		CONTRACT NO. 66880