












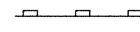



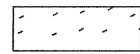

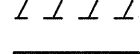



F.A.P. RTE.	SECTION	COUNTY	TOTAL SHEETS	SHEET NO.
704	11N&TS-1	McLEAN	497	2
STA. N/A	TO STA. N/A			
FED. ROAD DIST. NO.	ILLINOIS	FED. AID PROJECT		

CONTRACT NO. 70514

LEGEND

-  SIGN
-  FLAG POLE
-  GAS VALVE
-  WATER VALVE
-  TELEPHONE MANHOLE
-  STORM SEWER MANHOLE
-  SANITARY SEWER MANHOLE
-  PROPERTY LINE
- T.C. TOP OF CURB ELEVATION
-  TREE TO BE REMOVED
-  PERMANENT SURVEY MARKER
-  TRENCH BACKFILL - CU. M.
-  TEMPORARY DITCH CHECK
-  INLET AND PIPE PROTECTION
-  PERIMETER EROSION BARRIER
-  P.C.C. SIDEWALK - 100 mm
-  P.C.C. DRIVEWAY PAVEMENT - 150 mm
-  CURB RAMPS FOR DISABLED
-  HOT MIX ASPHALT PAVEMENT REMOVAL
-  P.C.C. REMOVAL
-  FENCE REMOVAL
-  EROSION CONTROL BLANKET

LIST OF STANDARDS

- 000001-05 STANDARD SYMBOLS, ABBREVIATIONS, AND PATTERNS
- 001001-02 AREAS OF REINFORCEMENT BARS
- 280001-05 TEMPORARY EROSION CONTROL SYSTEMS
- 420001-07 PAVEMENT JOINTS
- 420101-04 7.2 m (24') JOINTED PCC PAVEMENT
- 420106-04 10.8 m (36') JOINTED PCC PAVEMENT
- 424001-05 CURB RAMPS FOR SIDEWALKS
- 542301-02 PRECAST REINFORCED CONCRETE FLARED END SECTION
- 542311-01 GRATING FOR CONCRETE FLARED END SECTION
- 542401-01 METAL END SECTION FOR PIPE CULVERTS
- 542546-01 FLUSH INLET BOX FOR MEDIAN
- 542606-01 REINFORCED CONCRETE PIPE TEE
- 602301-02 INLET, TYPE A
- 602306-02 INLET, TYPE B
- 602401-02 MANHOLE, TYPE A
- 602421-01 MANHOLE, TYPE A, 2.7 m (9') DIAMETER
- 602601-02 PRECAST REINFORCED CONCRETE FLAT SLAB TOP
- 602701-02 CAST IRON STEPS
- 604001-03 FRAME AND LIDS, TYPE 1
- 604006-04 FRAME AND GRATE, TYPE 3
- 604011-04 FRAME AND GRATE, TYPE 3V
- 604036-02 GRATE, TYPE 8
- 606001-04 CONCRETE CURB AND COMBINATION CONCRETE CURB AND GUTTER
- 606301-04 PC CONCRETE ISLANDS AND MEDIANS
- 630001-08 STEEL PLATE BEAM GUARDRAIL
- 630301-05 SHOULDER WIDENING FOR TYPE 1 GUARDRAIL TERMINALS
- 631026-05 TRAFFIC BARRIER TERMINAL, TYPE 5
- 631031-08 TRAFFIC BARRIER TERMINAL, TYPE 6
- 635006-03 REFLECTOR AND TERMINAL MARKER PLACEMENT
- 635011-02 REFLECTOR MARKER AND MOUNTING DETAILS
- 664001-02 CHAIN LINK FENCE
- 420111-02 PCC PAVEMENT ROUNDOUTS
- 606101-04 TYPE A GUTTER (INLET, OUTLET & ENTRANCE)
- 667101-01 PERMANENT SURVEY MARKERS
- 701006-03 OFF-RD OPERATIONS, 2L, 2W, 4.5m (15') TO 600mm (24") FROM PAVEMENT EDGE
- 701011-02 OFF-RD MOVING OPERATIONS 2L, 2W, DAY ONLY
- 701422-02 LANE CLOSURE, MULTILANE, FOR SPEEDS ≥ 45 MPH TO 55 MPH
- 701501-05 URBAN LANE CLOSURE, 2L, 2W UNDIVIDED
- 701701-06 URBAN LANE CLOSURE, MULTILANE, INTERSECTION
- 701801-04 LANE CLOSURE, MULTILANE, 1W OR 2W CROSSWALK OR SIDEWALK CLOSURE, SPEEDS <45 MPH
- 701901-01 TRAFFIC CONTROL DEVICES
- 704001-06 TEMPORARY CONCRETE BARRIER
- 720001-01 SIGN PANEL MOUNTING DETAILS
- 720006-02 SIGN PANEL ERECTION DETAILS
- 720011-01 METAL POSTS FOR SIGNS, MARKERS AND DELINEATORS
- 720016-02 MAST ARM MOUNTED STREET NAME SIGNS
- 729001-01 APPLICATION OF TYPES A AND B METAL POSTS
- 780001-02 TYPICAL PAVEMENT MARKINGS
- 781001-03 TYPICAL APPLICATIONS RAISED REFLECTIVE PAVEMENT MARKERS
- 805001-01 ELECTRICAL SERVICE INSTALLATION DETAILS
- 814001-02 CONCRETE HANDHOLES
- 857001-01 STANDARD PHASE DESIGNATION DIAGRAMS AND PHASE SEQUENCED UNINTERRUPTABLE POWER SUPPLY (UPS)
- 862001-01 TRAFFIC SIGNAL GROUNDING & BONDING
- 876001-01 PEDESTRIAN PUSH BUTTON POST
- 877001-04 STEEL MAST ARM ASSEMBLY AND POLE 16' THROUGH 55'
- 877006-03 STEEL MAST ARM ASSEMBLY AND POLE WITH DUAL MAST ARMS
- 877011-04 STEEL COMBINATION MAST ARM ASSEMBLY AND POLE 16' THROUGH 55'
- 878001-08 CONCRETE FOUNDATION DETAILS
- 880001-01 SPAN WIRE MOUNTED SIGNALS AND FLASHING BEACON INSTALLATION
- 880006-01 TRAFFIC SIGNAL MOUNTING DETAILS
- 886001-01 DETECTOR LOOP INSTALLATIONS
- 886006-01 TYPICAL LAYOUT FOR DETECTION LOOPS
- B.L.R. 22-6 TYPICAL APPLICATION OF TRAFFIC CONTROL DEVICES FOR CONSTRUCTION ON RURAL LOCAL HIGHWAYS
- 825001 LIGHTING CONTROLLER 240V, POLE MOUNTED**

PLOT DATE = 8/18/2010
 FILE NAME = c:\pwork\projects\craig\craig\8252210\gennotes.dgn
 USER NAME = craig

REVISIONS		ILLINOIS DEPARTMENT OF TRANSPORTATION HIGHWAY STANDARDS, GENERAL NOTES SHT 1 OF 3
NAME	DATE	
		DRAWN BY SAM CHECKED BY PMH DATE 05-27-09