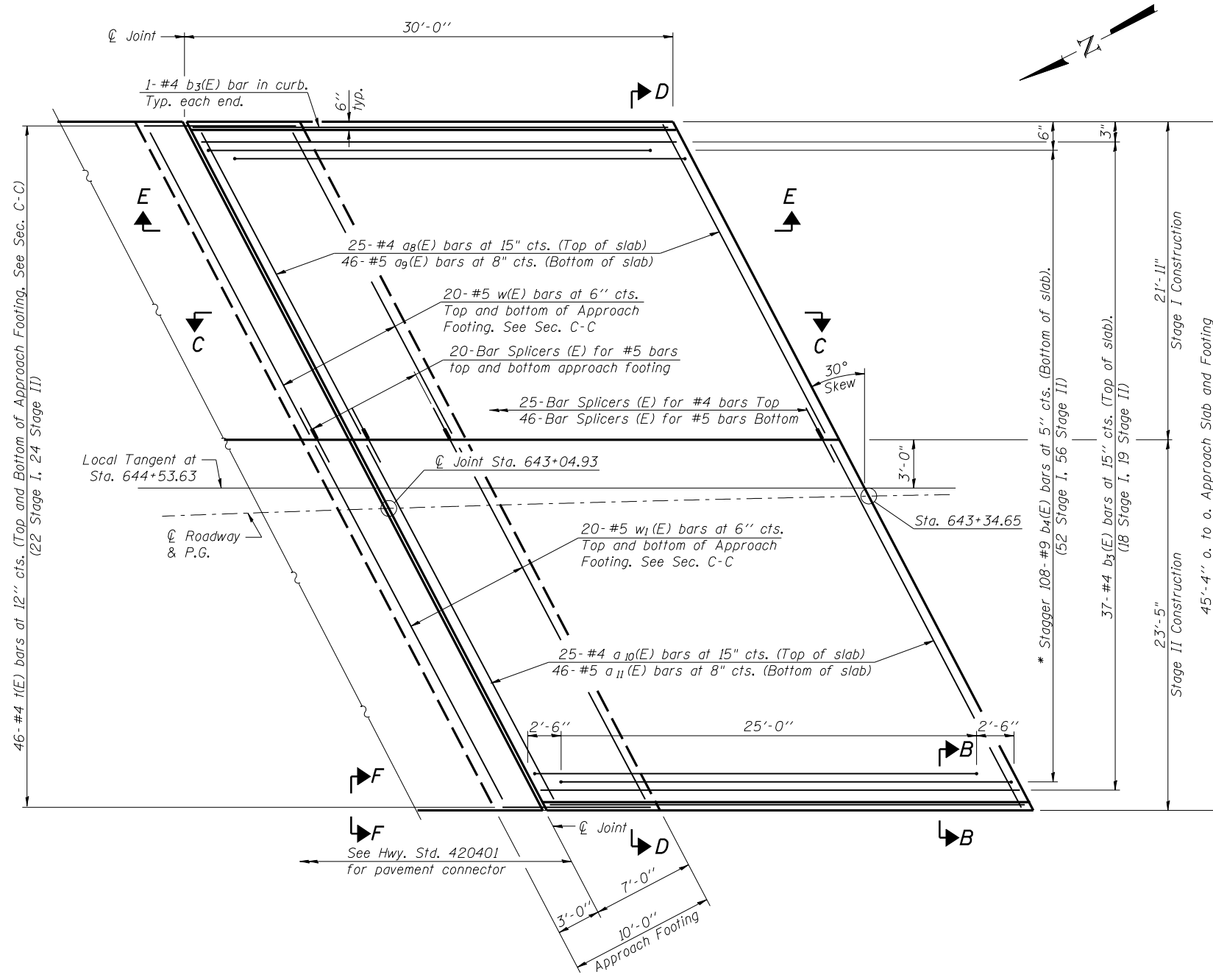


STATE OF ILLINOIS
DEPARTMENT OF TRANSPORTATION

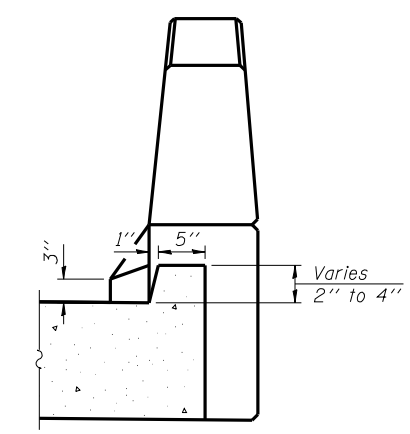
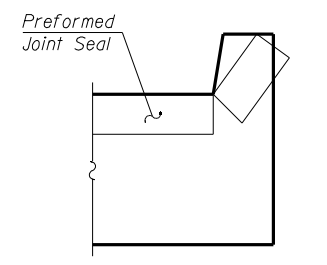
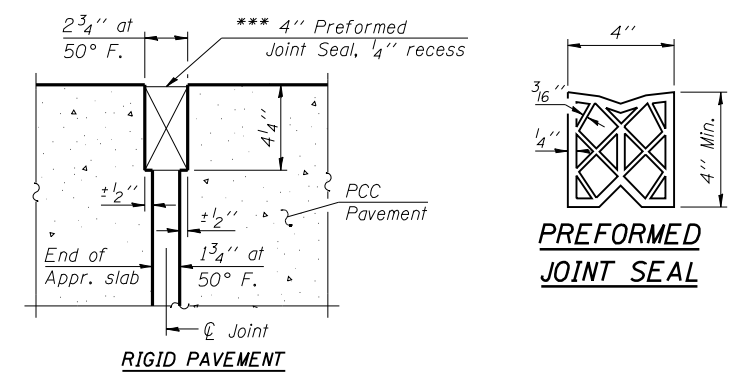
Notes:
See sheet 14 of 26 for Sections C-C & D-D and View E-E.
a₈(E) thru a₁₁(E) bar spacings measured along Stage Construction Line.

*** Cost included with Concrete Superstructure.



PLAN - NORTH APPROACH

* Tilt #9 b₄(E) bars as required to maintain clearance.



BRIDGE APPROACH SLAB DETAILS-1
STRUCTURE NO. 057-0249

<p>LIN ENGINEERING, LTD. Consulting Engineers Chatham, Illinois</p>	SHEET NO. 12	F.A.I. RTE.	SECTION	COUNTY	TOTAL SHEETS	SHEET NO.
	26 SHEETS	55	(57-7HB-2)BR	MCLEAN	153	89
				CONTRACT NO. 70520		
				ILLINOIS FED. AID PROJECT		

Designed By: RH
Checked By: MTH
Date: April, 2010

Drawn By: RH
File: 057-0249.dgn