STATE OF ILLINOIS
DEPARTMENT OF TRANSPORTATION

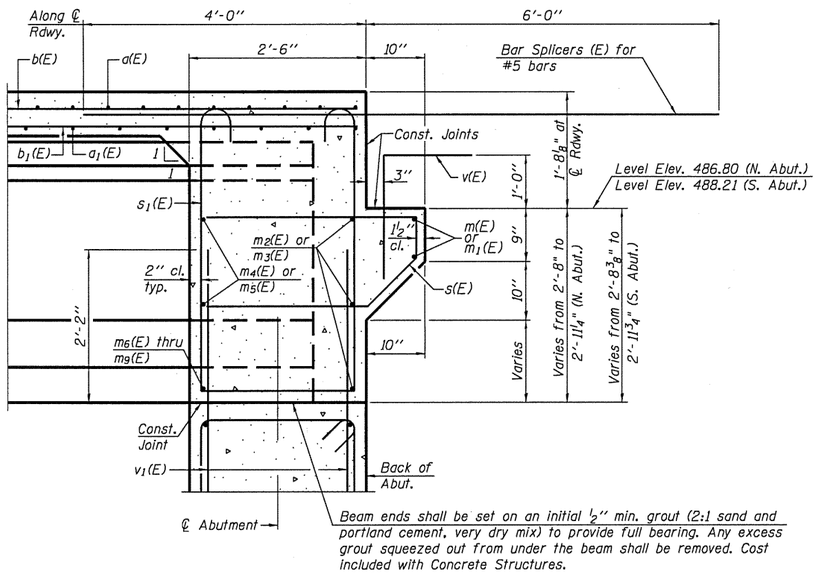


## SECTION A-A

Dimensions at right angles to abutment, except as shown.

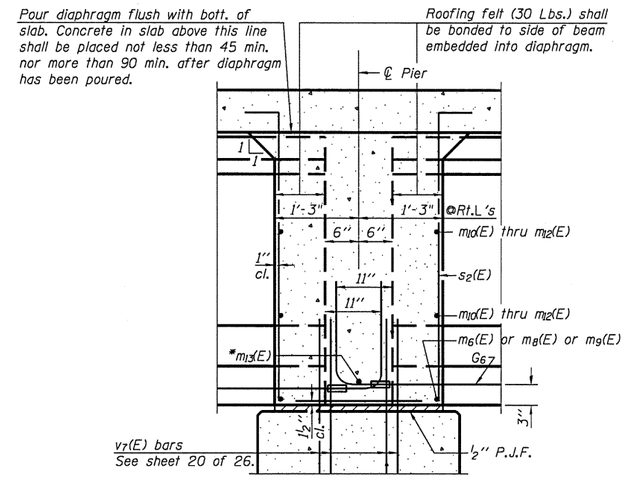


## SECTION B-B

Dimensions along ℄ of beam, except as shown.

* Tightly fasten the #8 bars together with No. 9 wire ties.

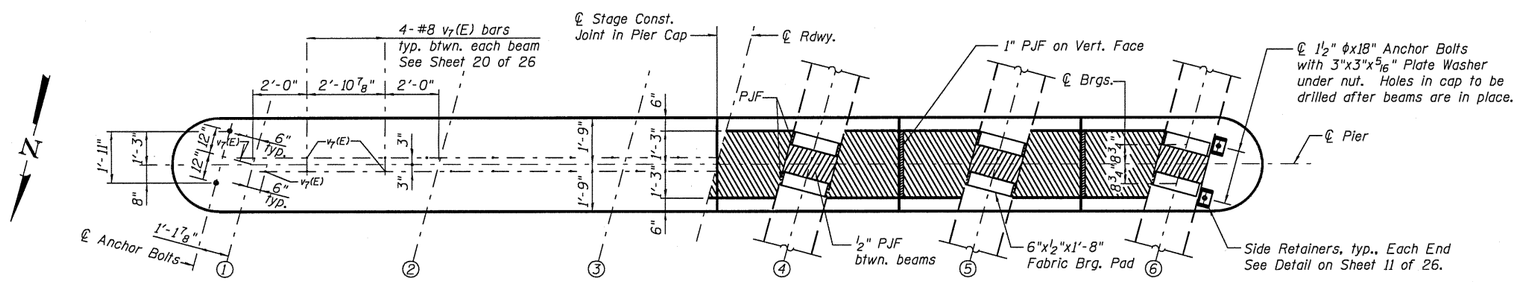


(Showing anchor bolt and reinforcement layout.)

(Showing typical bearing pad and PJG details.)

## PLAN AT PIER

(Showing bearing pad and PJF details)

Note: See sheet 11 of 26 for location of Sections A-A and B-B.

| | |
|---|---|
| DESIGNED | C.M.W. |
| CHECKED | J.S.A. |
| DRAWN | T.J.W. |
| CHECKED | C.M.W. |

PI-2DDI 7-1-10

HOELSCHER ENGINEERING
Fairview Heights, IL
Springfield, IL
Champaign, IL

## DIAPHRAGM DETAILS
## STRUCTURE NO. 086-0505

| SHEET NO. 12 of 26 SHEETS | F.A.P. RTE. | SECTION | COUNTY | TOTAL SHEETS | SHEET NO. |
|---|---|---|---|---|---|
| | 566 | 1(B-2) | SCOTT | 77 | 39 |
| | | | CONTRACT NO. 72B91 | | |
| | FED. ROAD DIST. NO. | ILLINOIS | FED. AID PROJECT | | |