




-  MAINLINE MILL AND RESURFACE AREAS
-  SHOULDER MILL AND RESURFACE AREAS

NOTES:
 AREAS OF MAINLINE PAVEMENT TO BE MILLED AND RESURFACED SHALL BE MILLED TO A NOMINAL 2" DEPTH. VARIATIONS IN THE DEPTH SHALL BE ALLOWED TO CORRECT ANY PROBLEMS IN SMOOTHNESS, PROFILE GRADE, OR CROSS SLOPE. ANY CHANGES TO PROFILE GRADE SHALL BE APPROVED BY THE ENGINEER. HMA SURFACE SHALL BE REPLACED TO MATCH THE EXISTING CROSS SLOPES OF THE ADJACENT PAVEMENTS. THE MAINLINE MILLING AND RESURFACING WORK SHALL BE PERFORMED UNDER DAY ONLY LANE CLOSURES AND SHALL BE COMPLETED EITHER BEFORE OR AFTER THE JOINT REPLACEMENT WORK. ALL SURFACES MILLED SHALL BE RESURFACED IN THE SAME DAY.

SHOULDER AREAS TO BE MILLED SHALL BE FROM THE EDGE OF PAVEMENT OUTWARD 4' AND SHALL REMOVE THE EXISTING RUMBLE STRIPS. THE MILLING DEPTH SHALL BE 2". THE SHOULDER WORK SHALL BE COMPLETED PRIOR TO IMPLEMENTING THE LANE SHIFT DETAILED BY TRAFFIC CONTROL AND PROTECTION STANDARD 701402 (SPECIAL).



Expires 11/30/2010

PLAN & ELEVATION
 SN 054-0042
 EXP. JT. REPLACEMENT
 LOGAN COUNTY