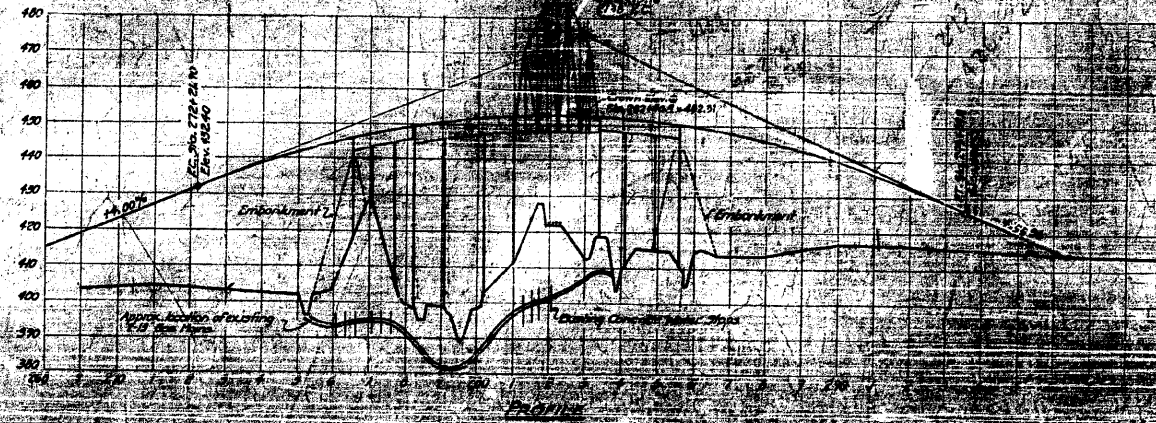
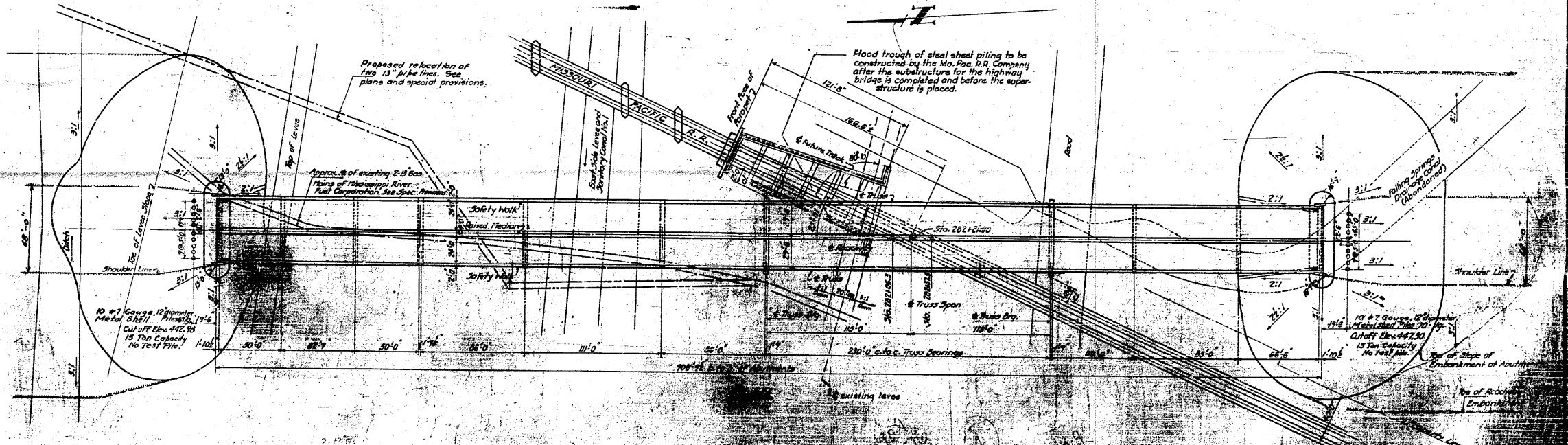
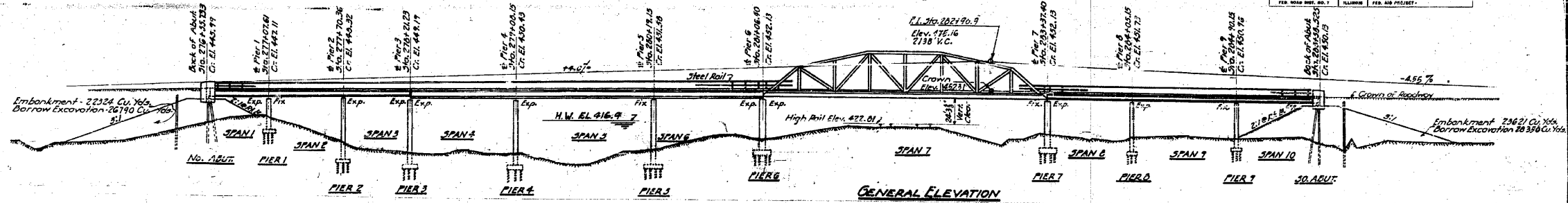


A.M. 10' Top of Abut. Above R.R. Bridge 30' 0"
 S.P. 200' 0" Elev. 121.17
 D.M. N.S. 14' Root to Crown 15' 0" H. No. 274110 Elev. 402.67
 B.M. N.S. 14' Root to Elm 35' 0" H. No. 206170 Elev. 416.20
 No Existing Structure

STATE OF ILLINOIS
 DEPARTMENT OF PUBLIC WORKS & BUILDINGS
 DIVISION OF HIGHWAYS

SECTION	COUNTY	SHEET NO.	TOTAL SHEETS
64-1VBR	ST. CLAIR	101	101

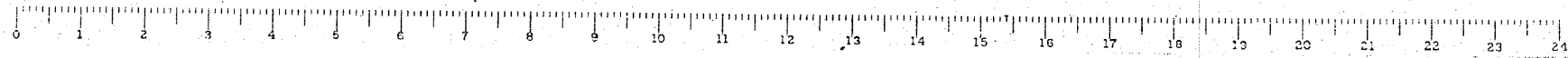
SHEET NO. 1
 30 SHEETS



LOADS OF DESIGN

Uniformly Distributed Load	1000 lbs./sq. ft.
Point Load	10000 lbs.
Wind Pressure	15 lbs./sq. ft.
Ice Load	10 lbs./sq. ft.
Temperature	± 40 F.
Shrinkage and Creep	As per A.C.I. Code
Seismic	As per U.C.B.E. Code
Earth Pressure	As per A.C.I. Code
Impact	As per A.C.I. Code
Live Load	As per A.C.I. Code
Dead Load	As per A.C.I. Code
Wind Pressure	As per A.C.I. Code
Ice Load	As per A.C.I. Code
Temperature	As per A.C.I. Code
Shrinkage and Creep	As per A.C.I. Code
Seismic	As per U.C.B.E. Code
Earth Pressure	As per A.C.I. Code
Impact	As per A.C.I. Code
Live Load	As per A.C.I. Code
Dead Load	As per A.C.I. Code

COMPUTED	W. J. W. W.	EXAMINED	B-10 1954
CHECKED	W. J. W. W.	DRAWN	W. J. W. W.
DRAWN	W. J. W. W.	CHECKED	W. J. W. W.
CHECKED	W. J. W. W.	APPROVED	W. J. W. W.
SPECIAL	ASSEMBLED	CHECKED	W. J. W. W.



FOR INFORMATION ONLY

CB Coombe-Bloxdorf P.C.
 - CIVIL ENGINEERS -
 - STRUCTURAL ENGINEERS -
 - LAND SURVEYORS -
 Design Firm License No. 184-002703

F.A.P. RTE.	SECTION	COUNTY	TOTAL SHEETS	SHEET NO.
312	64-1VBR	ST. CLAIR	259	101

CONTRACT NO. 76882
 ILLINOIS FED. AID PROJECT

FILE NAME	USER NAME	DESIGNED	REVISED
...101-D876882-exist-bridge-plans-01.dgn	CFC...	-	-
CB JOB NO 09821		DRAWN	REVISED
		CHECKED	REVISED
		DATE	REVISED

STATE OF ILLINOIS
 DEPARTMENT OF TRANSPORTATION

SN 082-0030 PLANS
 (ORIGINAL PLANS)

SCALE	SHEET NO.	OF SHEETS	STA.	TO STA.