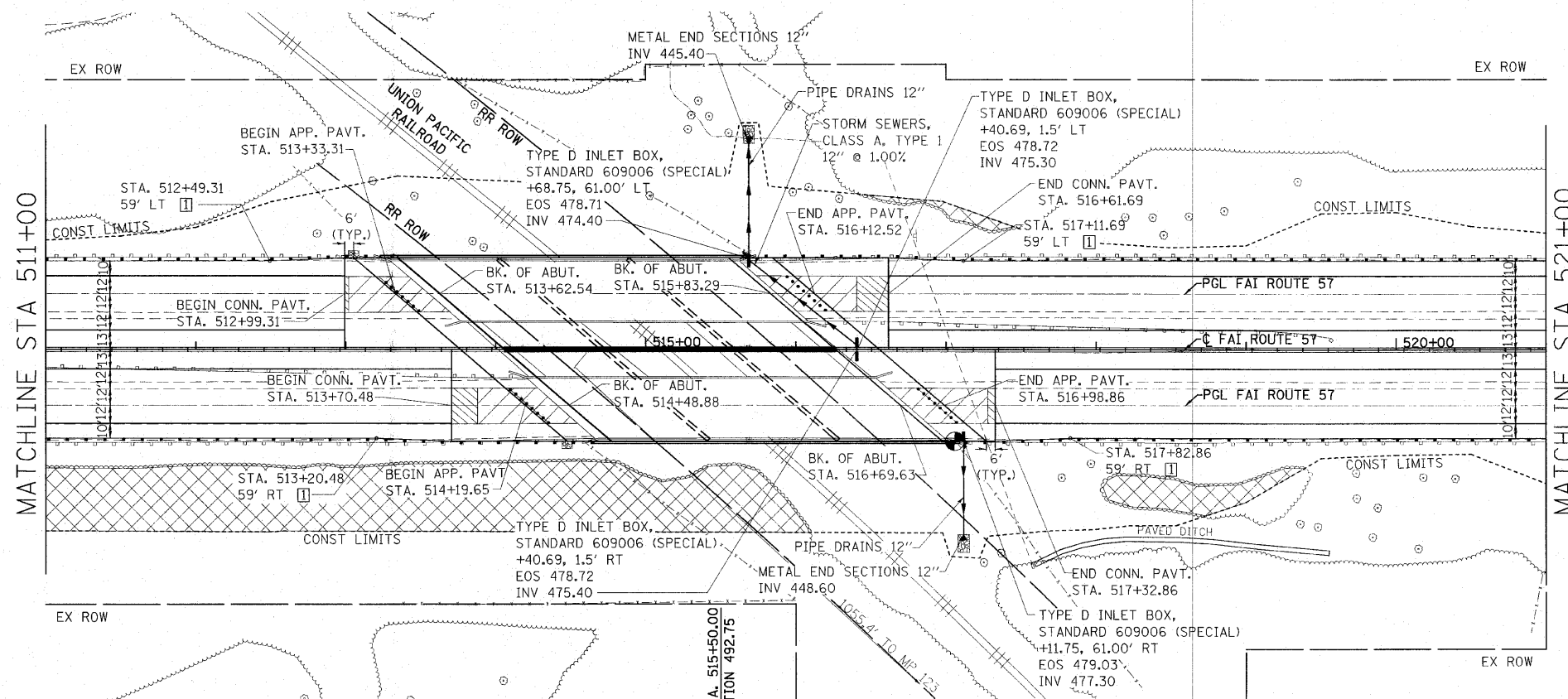


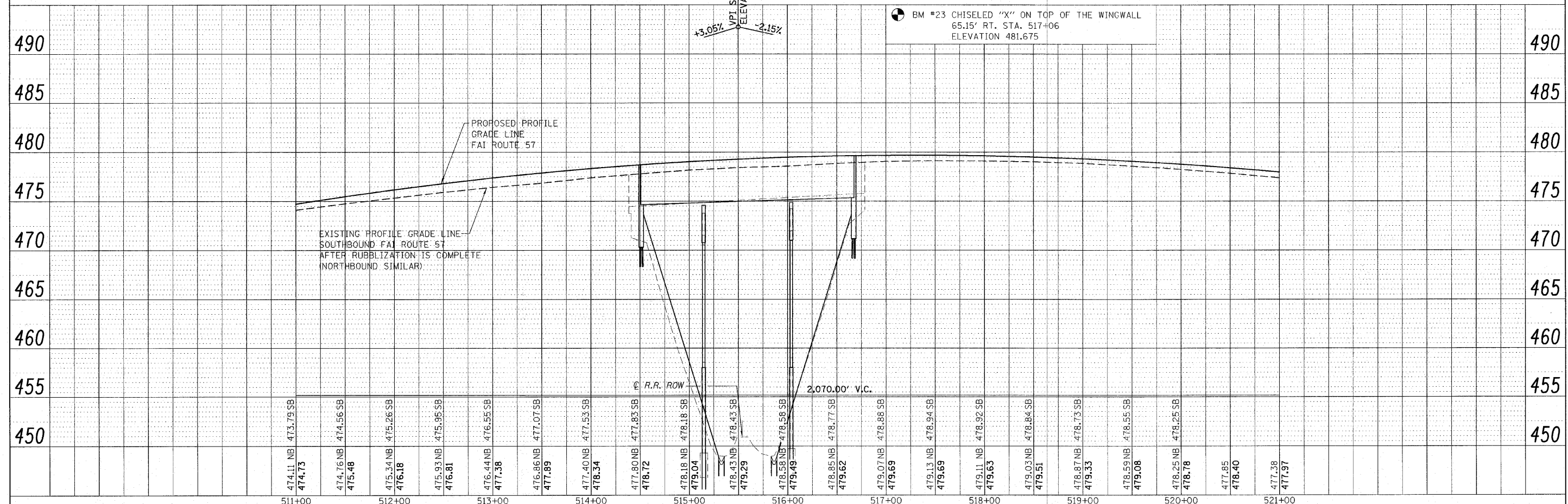
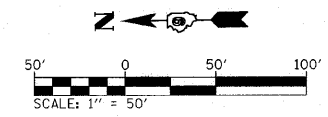
DATE: \_\_\_\_\_ BY: \_\_\_\_\_  
 CHECKED: \_\_\_\_\_  
 ALIGNED: \_\_\_\_\_  
 NOTE BOOK NO.: \_\_\_\_\_  
 PLOT FILE NAME: \_\_\_\_\_

DATE: \_\_\_\_\_ BY: \_\_\_\_\_  
 CHECKED: \_\_\_\_\_  
 GRADES: \_\_\_\_\_  
 NOTE BOOK NO.: \_\_\_\_\_  
 PLOT FILE NAME: \_\_\_\_\_



☐ - BEGIN SHOULDER TRANSITION TO MATCH BRIDGE WIDTH

- ☒ - TREE REMOVAL
- ☒ - PAVEMENT REMOVAL
- ☒ - APPROACH SLAB REMOVAL



FILE NAME =	USER NAME = Wrightt	DESIGNED =	REVISED =	<b>STATE OF ILLINOIS DEPARTMENT OF TRANSPORTATION</b>		<b>PLAN &amp; PROFILE SHEET I-57 OVER UNION PACIFIC RAILROAD</b>		F.A.I. RTE. =	SECTION	COUNTY	TOTAL SHEETS	SHEET NO.
Dr:\Program Development\Studies and Plans\	Highways Design\Consultant Projects\I-57	DRAWN =	REVISED =					57	(28-3-1)VB-1	FRANKLIN	98	15
PLOT SCALE = 50.0000' / IN.		CHECKED =	REVISED =	SCALE:		SHEET NO. 2 OF 3 SHEETS		STA. 511+00 TO STA. 521+00		CONTRACT NO. 78068		
PLOT DATE = 8/25/2010		DATE =	REVISED =							FED. ROAD DIST. NO. ILLINOIS FED. AID PROJECT		