CONTRACT #89498

| ROUTE NO. | SECTION | COUNTY | TOTAL SHEETS | SHEET NO. |
|---|---|---|---|---|
| FAS 447 | * | Fulton | 43 | 22 |
| FED. ROAD DIST. NO. 7 | ILLINOIS | FED. AID PROJECT- | | |

*08-00121-01-BR

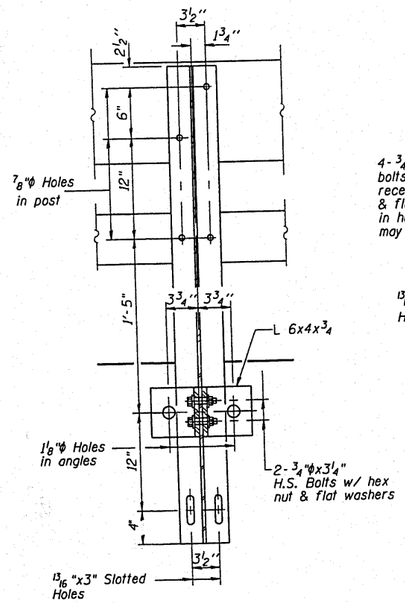


SECTION B-B

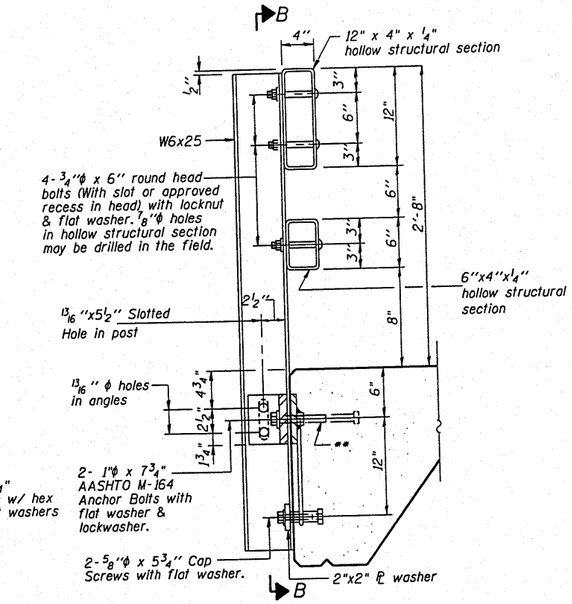


SECTION AT RAIL POST

** The studs of the anchor devices shall be placed below the top reinforcement bars and the outermost longitudinal reinforcement bar shall be placed directly above the studs of the rail post anchor device.

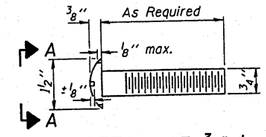


DETAIL OF ¾" φ ROUND HEAD BOLT

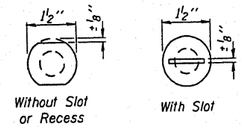


VIEW A-A

Note A: 1⅛"φ Holes for 1"φ x 4" Round Head Bolts. Provide 2 flat washers & locknuts for guard rail connection shown on Std. 631026

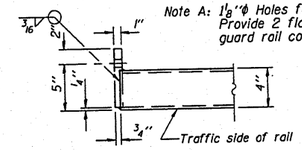


VIEW F-F

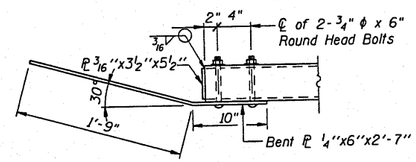


VIEW G-G

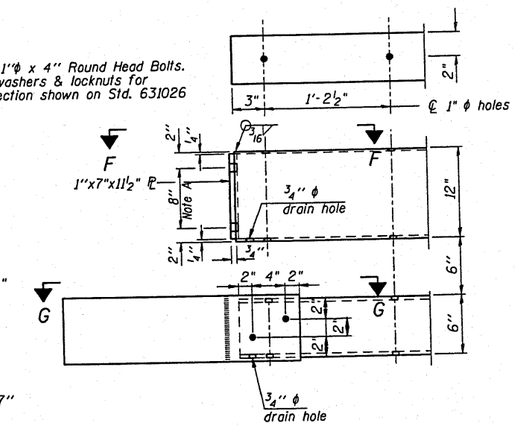


END OF RAIL DETAILS

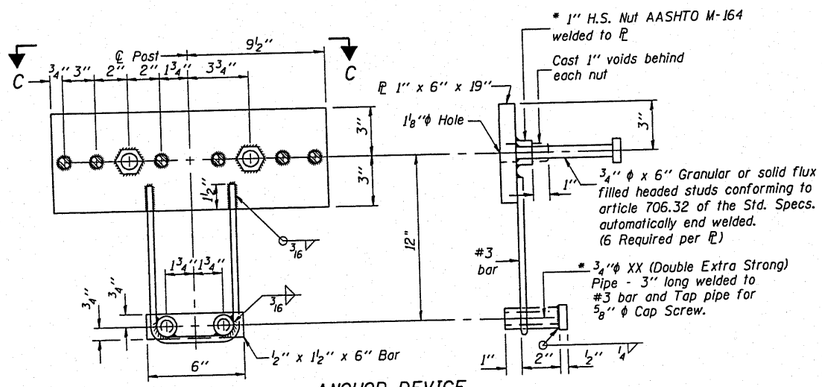


ANCHOR DEVICE

* Threaded areas shall be plugged or blocked off during casting of beam. Galvanized after fabrication.

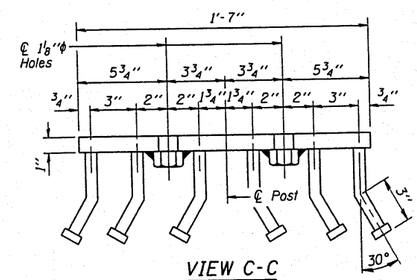


VIEW C-C

| | | | | | |
|---|---|---|---|---|---|
| DSGN K.J. Hoffmann | | | | | |
| DR K.J. Hoffmann | | | | | |
| CHK J.A. Frauenhoffer | | | | | |
| APVD J.A. Frauenhoffer | NO. | DATE | REVISION | BY | APVD |

FRAUENHOFFER
Frauenhoffer and Associates, P.C. Consulting Engineers
3002 Crossing Court Champaign, Il. 61822 217-351-6268

STEEL RAILING, TYPE SM - SHEET 1 of 2

FAS 447 (C.H. 17) OVER SPOON RIVER
SECTION 08-00121-01-BR
FULTON COUNTY

| | |
|---|---|
| SHEET | 22 |
| DWG NO. | 8015sm.dgn |
| DATE | JAN 2010 |
| PROJ NO. | 8015 |

\dgn\8015_SM.dgn 1/12/2010 10:57:20 AM