

STATE OF ILLINOIS
DEPARTMENT OF TRANSPORTATION

F.A.R.T.E.	SECTION	COUNTY	TOTAL SHEETS	SHEET NO.
2843	3249B-R	COOK	64	26
FED. ROAD DIST. NO.		ILLINOIS	FED. AID PROJECT	
Sheet 2 of 22		Contract No. 62539		

GENERAL NOTES

- Fasteners shall be AASHTO M164 Type 1, mechanically galvanized bolts $\frac{7}{8}$ " ϕ , open holes $\frac{15}{16}$ " ϕ , unless otherwise noted.
- Calculated weight of structural steel = 141000 lbs. Grade 50*
25000 lbs. M 270 Grade 36.
- All structural steel shall be Grade 50*. Steel H-Piles shall be according to AASHTO M270 Grade 50.
- Field welding of construction accessories will not be permitted to beams.
- Anchor bolts shall be set before bolting diaphragms over supports.
- The main load carrying member components subject to tensile stress shall conform to the Charpy V-notch (CVN) requirements given in the Special Provision for Wide-Flange Rolled Sections for Bridges. These components are the wide flange beams and all splice plate material except fill plates.
- Layout of slope protection system may be varied in the field to suit ground conditions as directed by the Engineer.
- Bearing seat surfaces shall be constructed or adjusted to the designated elevations within a tolerance of $\frac{1}{8}$ inch. Adjustment shall be made either by grinding the surface or by shimming the bearing. Two $\frac{1}{8}$ in. adjusting shims, of the dimensions of the bottom bearing plate, shall be provided for each bearing in addition to all other plates or shims.
- The contractor shall drive HP12x74 test piles in a permanent location at piers and HP12x74 test piles in a permanent location at abutments as directed by the Engineer before ordering the remainder of piles.
- Excavation behind existing abutment walls shall be done before removing the existing superstructure. The Contractor shall sawcut the existing abutments at the stage removal line before Stage I removal.
- The inorganic zinc rich primer / Acrylic / Acrylic Paint System shall be used for shop and field painting of new structural steel except where otherwise noted. The color of the final finish coat for all steel surfaces shall be gray, Munsell No. 5b 7/1. See special provisions for "Cleaning and Painting New Metal Structures".
- All construction joints shall be bonded.
- The contractor shall drive test piles to 110% of the nominal required bearing specified in production locations at substructures specified or approved by the Engineer before ordering the remainder of piles.
- Concrete sealer shall be applied to the designated areas of the piers and abutments.
- Reinforcement bars shall conform to the requirements of ASTM A 706 Gr 60. See special provisions.
- Reinforcement bars designated (E) shall be epoxy coated.
- Slipforming of parapets is not allowed.
- Existing substructure to be removed following a line of removal for superstructure and will be done in accordance with SSRBC section 501. See notes on drawing 3 of 22.
- Contractor shall submit Structural Assessment Report (SAR) as required for contractor's means and methods of construction. See special provisions.
- *Current Ratings on File for Existing Structure
Inventory: HS 10.2
Operating: HS 17.0
Live Load Restrictions: No
Inventory and Operating Ratings and Live Load Restrictions are provided for information only. Inventory and Operating Ratings are based on HS loading and configuration. Live Load Restrictions are based on Illinois legal loads and configurations. The Ratings and Live Load Restrictions are not necessarily representative of capacities to support the Contractor's equipment."
- SSPC OPI Contractor certification will be required for this contract.

*See the Special Provision for Wide-Flange Rolled Sections for Bridges.

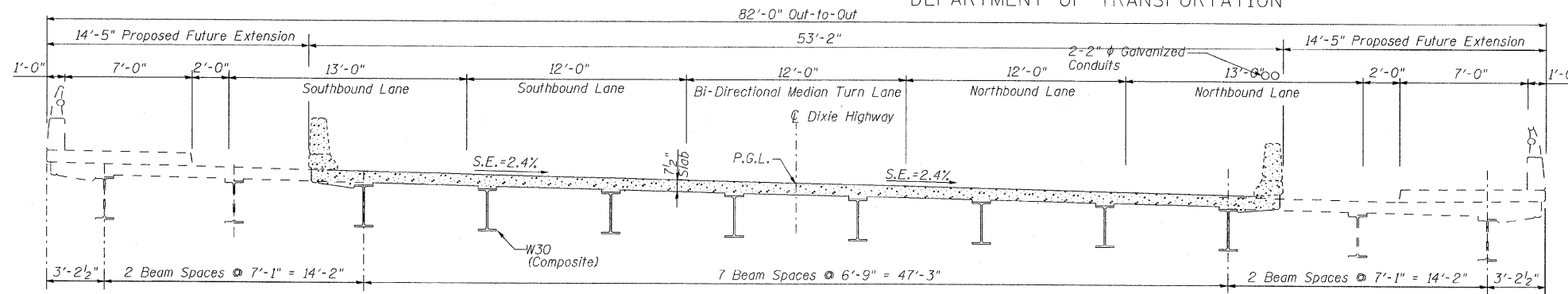
REVISIONS	
NAME	DATE
Rev-BK	9/25/09

CONSTRUCTION STAGING & GENERAL NOTES

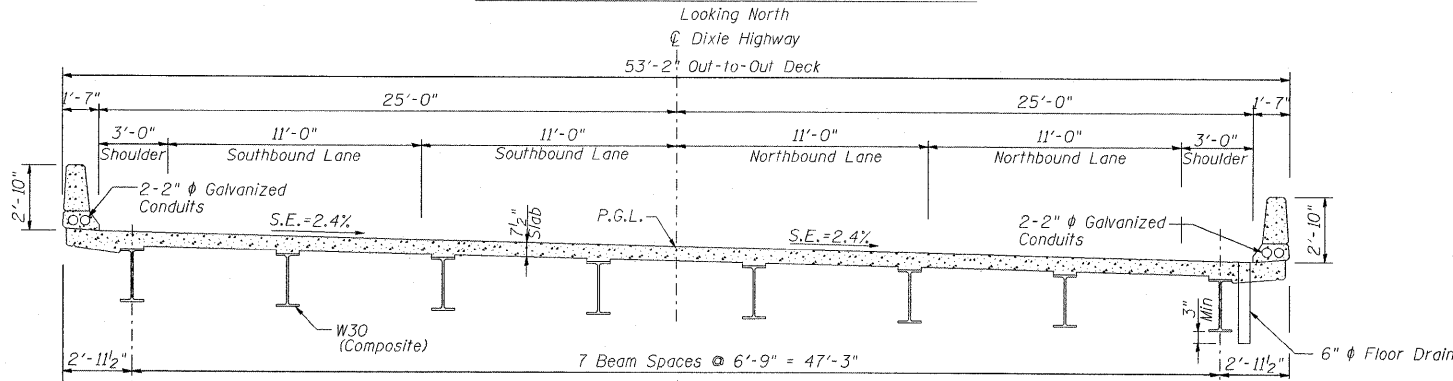
DIXIE HIGHWAY OVER
BUTTERFIELD CREEK
F.A.U. ROUTE 2843 SECTION 3249B-R
STA. 78+55.00
COOK COUNTY
STRUCTURE NUMBER 016-7946

SCALE: NOT-TO-SCALE
DATE 4-27-09

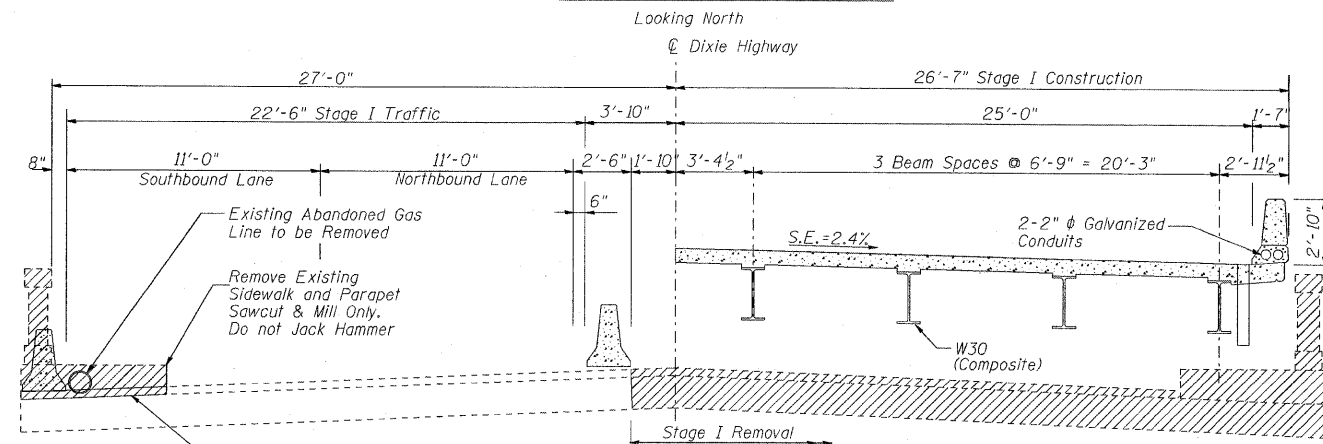
DRAWN BY BV
DESIGNED BY BS
CHECKED BY PK



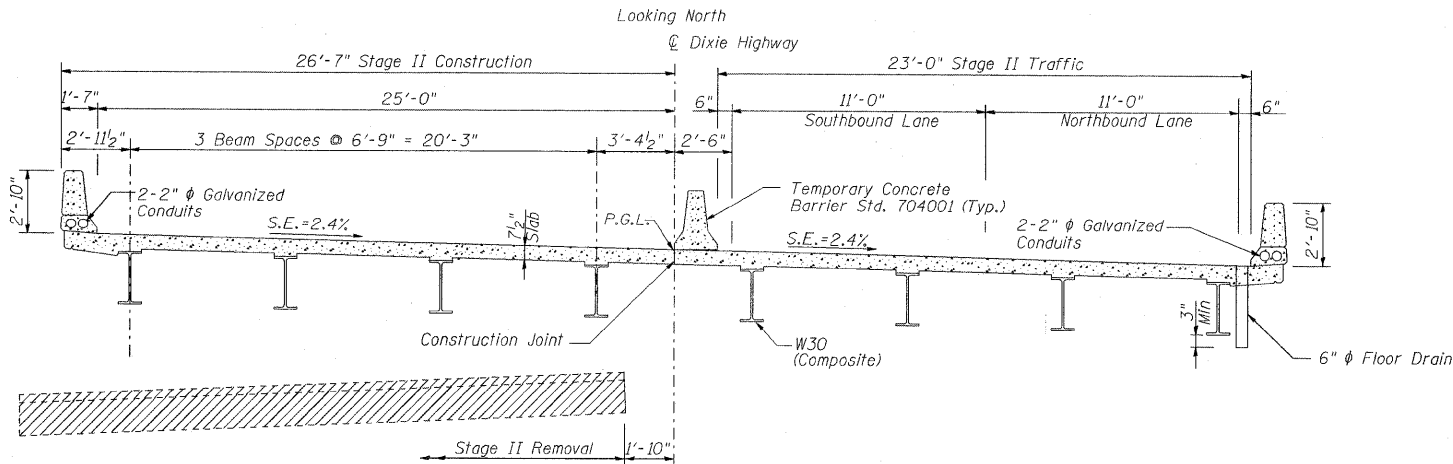
PROPOSED FUTURE BRIDGE SECTION



TYPICAL BRIDGE SECTION



STAGE I CONSTRUCTION



STAGE II CONSTRUCTION

INDEX OF SHEETS

- General Plan, Elevation & Bill of Material
- Construction Staging & General Notes
- Footing Layout, Sheet Pile Elevation & Rip-Rap Detail
- Top of Deck Elevations
- Top of Deck Elevations
- Top of Deck Elevations
- Deck Plan And Cross Section
- Diaphragm Elevation, Sections & Drain Detail
- Parapet Elevation
- Deck Details & Bill of Material
- Framing Plan And Beam Elevation
- Steel Details & Top of Beam Elevations
- Bearing Details
- South Abutment
- North Abutment
- South Pier
- North Pier
- Bar Splicer Assembly Details
- Anchor Bolt Details For Bearings
- Temporary Concrete Barrier For Stage Construction
- Soil Borings
- Soil Borings

